

**NOTES ON THE ANNUAL GENERAL MEETING
WEDNESDAY 3 JULY 2019, 12.50 HRS
Meeting Room Queens Suite 4, Harrogate Convention Centre,
Kings' Road, Harrogate, HG1 5LA**

OVERVIEW OF THE YEAR

In order to improve the timeliness of the meeting, brief verbal reports will be given at the Business Meeting. The following notes are designed to accompany the Annual General Meeting.

AGENDA ITEM No 4: THE PRESIDENT'S REPORT

Foster and support future development of Academic Pathology

A key focus of the Society is to provide support to improve the number of academics and the quality and status of academic pathology in the UK. We have adopted a strategic approach through five joined up initiatives of:

- 1) Undergraduate engagement programme
- 2) Pathology ambassadors
- 3) Postgraduate academic training network
- 4) Bursary award system, strategic alliance with the Jean Shanks Foundation and engagement to increase funding available to increase competitiveness for clinical PhD funding
- 5) Lobbying NIHR for enhanced academic training

The undergraduate engagement programme, former General Secretary Richard Byers continues to run this programme that seeks to broaden the base of our recruits into pathology and focus on attracting the brightest and best. The undergraduate strategy includes a formal undergraduate committee chaired by Roberta Turner from Leeds which organises a range of undergraduate activities through the year and at our meetings. This programme is linked to the College and two taster meetings are held a year with one organised by the College in the South which we part fund and a standalone meeting for Histopathology run by the Society outside of London. We have run two of these in Leeds and two in Manchester, one in April this year. These are very successful with excellent feedback and generate a lot of follow up opportunities for academic engagement. The programmes and feedback are on the [website](#). If your centre wishes to run one of these please contact Richard Byers. The BDIAP have agreed to fund a third, to run in Scotland, Wales, Northern Ireland or Eire on a rotating basis.



River boat shuffle in Maastricht a highly successful interaction between academic undergraduates, postgraduates and speakers June 2018.



Public house in Marylebone where Sarah Coupland addressed the academic trainees Jan 2019, with other speakers and NIHR in attendance.

[The ambassador programme](#) seeks to join up the undergraduate initiatives across the country and give bright young people experience of pathology in the workplace so that their knowledge of what we do, and its importance, might lead to greater interest in pathology as a career and in academic pathology in particular. This initiative will be activated with new focus under the leadership of Dr Emyr Benbow.

Postgraduate academic training network - [The National Academic Trainee Network](#) aims to educate young academics in the special skills they need to acquire to be successful academics and to support them through the additional challenges they face by exposure to national and international excellence in science and research. We have held nine meetings at various sites including Leeds, London, Nottingham, Edinburgh, Belfast which included 9 bright young German academic trainees, Dublin in collaboration with our Irish colleagues, Maastricht, Cambridge and London. The next meeting will be held at Leeds 2019 where we will again meet with international trainees.

In Maastricht alongside the trainees academic meeting we had an additional 'river boat shuffle' with the undergraduates and postgraduates mixing with the speakers which worked well.

Attendance and feedback have been excellent, with around 20-30 attendees at each meeting. The programmes and feedback are on the [website](#) and I am indebted to our colleagues for the efforts they have made to create this internationally competitive cohort of young people who will be our future. Three members of the NATM attended the German Society of Pathology summer retreat. We hope to continue the international component of these meetings to broaden the UK academic trainees' experiences.

The Bursary award system aims to relieve the shortage of ACF posts in the NIHR system. There are only 4-6 awarded annually for pathologists in England with others being made available in Scotland, Wales, N. Ireland and the republic of Ireland.

The Pathological Society in partnership with the Jean Shanks Foundation (JSPS) has provided competitive funding for a JSPS alternative pathway to academia, starting with a JSPS PreDoctoral Research Bursary. Competitive funding can also be obtained via CRUK – Path Soc partnership funded PreDoctoral Research Bursary, that is advertised twice per year. The combination of funds for up to 9 month for salary and consumables along with a 3 months research training module, which is included as part of the training period by the College, creates research time for trainees to be exposed to research and to generate pilot data to make them competitive if they choose to apply for a PhD fellowship. The first JSPS Research Fellows have been funded and have started.

The JSPS alternative pathway to academia at the junior trainee stage is only one component of a joint 5 million-pound investment by the Jean Shanks Foundation and the Pathological Society that also funds JSPS Clinical PhD Fellowships and JSPS Clinical Lecturer Support Grants, which we hope will be transformative to establishing a critical mass of academic pathologists in the next decade. We thank the Jean Shanks Foundation, and all involved in making this happen.

Appointments to date

- *two JSPS Clinical PhD Fellowship Grants*
Victoria Rathbone – UCL
Dr Jon Griffin – Sheffield

- *two ACF-type JSPS Pre-Doctoral Research Bursaries*

Modification to original funding

- A decision was made not to appoint to the Clinician Scientist post and to use the funds in a flexible way to ensure that we support research of the highest quality to help develop the next generation of academic pathologists.

1. Additional JSPS Clinical PhD Fellowship award(s) (£250,000.00 per individual)
2. Additional JSPS Pre-Doctoral Research Bursaries/ACFs (£40,000.00 per individual)

We have also launched two new JSPS awards aimed at meeting specific unmet research needs for more senior trainees post-PhD: 3. And 4. below.

3. JSPS Clinical Lectureships / part time NIHR-type lectureships / junior fellowships: 4 years funding – 50%NHS : 50% JSPS (~£200,000.00 p[er individual).

This post would be suitable for those who have completed their PhD/MD (Res) and who wish to continue their research part time while they are completing their clinical training (part time). They would extend their training over 4 years instead of 2 years.

These posts are to address an unmet need: it is now not uncommon for trainees to enrol in PhD studentships early in their pathology training and there are insufficient NIHR-type lectureships/junior fellowships available to support them following being awarded their doctorates. In the last 12 - 18 months of such a Lecturer's post the individual can apply for a Clinician Scientist post or a consultant post.

The challenge that post-doctoral pathology trainees face is the lack of protected time to do research. The concern is that if they do not continue research, they will be lost to an academic career. The funding available to them under the JSPS Clinical Lecturer Support Package is not entirely satisfactory because although this funding scheme allows them to employ a technician and have funds for consumables, what Pathologists at this stage of their career really need is protected research time, which allows them time to think, write grants and engage with the research community. In contrast, Clinical Lecturers have protected time and they have the opportunity to apply for £100,000 grant



funding from The Academy of Medical Sciences funding for research projects. Such funds are not available to those who are not in lectureship-type positions.

4. JSPS Intermediate Fellowships

This provides bridging funds for pathologists with PhDs between completing their training (FRCPath)/ Certificate of Completion of Training (CCT) and obtaining funding for a clinician scientist post.

This post has been made available because when a Pathologist completes their PhD late in their training, they are not eligible for a NIHR Lectureship. Furthermore, the NHS will not retain them in a training post. If they submit a grant for a Clinician Scientist post through MRC, Wellcome Trust or CRUK, etc, it generally takes about 18 months before starting the role: if the proposal were not successful, we would need to provide a few months (maximum 6) for the person to find a NHS post. For most people, this would require only 50% funding as the other 50% could be covered by the NHS (~£100,000.00 per individual).

As the proposed investments in any individual would be significant, we recommend that applicants are shortlisted on the basis of their proposals and subsequently interviewed, and that the funds are used flexibly across these schemes depending on quality of applicant, and other opportunities that could be available to them.

Lobbying for enhanced academic training. We are actively lobbying the RCPATH to recognise the need for curriculum and culture change in cellular pathology training to future proof our discipline. During early 2015 we held some fruitful meetings with the President and representatives of the College. This has led to revisions of the curriculum and stage D which was causing concern and we will continue to work hard in this area with Professor Jo Martin especially about flexibility in stage D of training to allow progression to Clinician Scientist or other senior academic posts. We also wish to explore other avenues with NIHR to enhance the number of ACFs progressing through the system into Clinical Lectureships and beyond. Further discussions have been fruitful, and we are engaged in discussions about the future research training of academic pathologists.

The trainees are especially important to the Society and I am very encouraged by the increasing numbers of trainee members and their direct participation in our activities. We need to inspire these young people that they can succeed in academic pathology and that they can and will do great things in the battle against disease. The trainee sections of our meetings programmes are highly valued, of exceptional quality and very well attended. We must continue to work with the trainees subcommittee to enhance these activities. We thank Caroline Young for her outstanding leadership since taking over as Chair of the trainees subcommittee in June 2017.

Links with other professional bodies

We have been meeting with RCPATH and have introduced joint Undergraduate Membership of the College and the Society to encourage future medical and science students to join the discipline. We wish to foster closer links with the RCPATH, particularly with respect to academic pathology and research. The Officers met with the President and other College representatives to discuss the curriculum and opportunities for change. There is a real need to increase the profile and exposure to basic genetics, genomics and molecular pathology in training as it will undoubtedly increasingly underpin diagnosis, disease classification and therapeutic management. We have also indicated that we are keen to work with the College in any endeavours to encourage research councils and charities to support clinical research fellowships in pathology. I spoke at the Jean Shanks Foundation annual meeting and am on the Postgraduate education committee of the Academy of Medical Sciences and took part in the NIHR 10 year review of academic training advisory committee which has now reported.

We continue to work closely with the BDIAP. At our meetings of the Officers of the Society and the BDIAP, we have discussed greater cooperation and collaboration. Many of our members are members of the BDIAP and vice versa. There is a joint desire to work together and with the RCPATH to improve the research, training and professional environment for pathologists in the UK and for those overseas members and affiliates who look to the UK for guidance.



ACCEA

The Society continues to offer its assistance to Members as allowed by the ACCEA. The Review Panel has considered members' applications for the 2019 Round and we have returned our supporting statements to ACCEA and wish those applicants good luck. It is very hard to obtain these awards. Please remember that you have to score well in all areas if you are going to reach the highest levels. Thus, research and education at all levels must be undertaken by those who aspire to these awards.

I would recommend that those submitting applications prepare these a long time in advance and ask a colleague to read them. Remember it is important to focus on the impact of your efforts; being on a committee is not sufficient – it is all about what you achieved on that committee.

2018 Finance & General Purposes Sub-committee (FGP) Strategy Meeting and Committee Awayday

These initiatives have been ratified by the full Committee.

Our main focus is:

- Develop effective strategies to support and develop academic pathology. We have held fruitful discussions with the Royal College of Pathologists with regard to future curriculum content.
- Greater engagement with other learned Societies.
- Greater engagement with undergraduate medical students with continued support of the co-sponsored Summer School with the RCPATH and the BDIAP as well as expanding the initiative to a second meeting in the north.
- Promotion of the role of molecular pathology at research and service levels, particularly amongst trainee pathologists.
- Maintain a strong portfolio of research support at grant and meeting levels.
- Develop an educational strategy to expand support at undergraduate, postgraduate and CPD levels.
- Continue our engagement with the Japanese and to concentrate on building engagement with European pathologists and societies.

Journal of Pathology

Our journal maintains its leading position as the highest ranking monthly pathology research journal and I would like to thank Simon Herrington, Richard Poulson, the Editorial Board and referees for taking the journal forward in a highly competitive commercial market. We welcome Nischalan Pillay (London, UK) and Steve Fox (Melbourne, Australia) as Associate Editors, and thank David Bonthon (Leeds, UK), who stepped down as Senior Editor this year. Academic publishing is becoming ever more competitive and competition for high quality submissions is rising. However, The Journal of Pathology continues to receive sufficient high quality material to maintain its copy flow of excellent research papers.


Journal of Pathology: Clinical Research

This is the companion Journal to the Journal of Pathology; it has a more clinical focus and is open access and on-line only. Under the Editorship of Simon Herrington and his colleagues, the new journal now has PubMed and Web of Science listing and is gaining momentum; we hope to see an impact factor awarded in the near future. We have great hopes for this sister Journal which meets a need in the market for translational research and, as a fully Open Access title, provides the Society with a vehicle to support publishing in pathology through the current challenges in academic publishing.

Meetings

We are pleased to continue the annual Joint Meetings with the British Division of the IAP (BDIAP) creating a mutually beneficial engagement to bring all Pathologists together in one annual meeting. The winter meetings will continue following the highly successful 2nd Joint Meeting with the Royal Society of Medicine in London in January this year and the 3rd Joint Winter Meeting is planned for 21-22 January 2020 and the programme is being organised by Heike Grabsch, Mark Arends, Simon Herrington and Emyr Benbow, in conjunction with the Trainees Sub-committee and will include both Scientific and Education sessions. Thank you to Sarah Coupland, Heike Grabsch and the Trainee &

Undergraduate teams. Bi-annual meetings are essential to the future of academic pathology not only to sustain our momentum but to stay at the forefront of academic research.



Emyr Benbow our new education chair leading a poster round at the London meeting of the Pathological Society January 2018.

Accommodation

We have recently moved into a shared office space at the new Royal College of Pathologists Building in 6 Alie Street, London, which we are sharing equally with the BDIAP. Both Societies consider this a very positive step in building and consolidating the Pathology Community in the UK.

Retirements

No officers are retiring this year, although Aurelie Fabre's term as Irish Rep on the Committee will end after the Committee meeting, to be succeeded by Cynthia Heffron.

Thank you

Running the Society is a team effort but I would particularly like to thank our administrative staff Ros Pitts and Julie Johnstone, who have experienced challenging times over the last 4 years. Having had to leave the old College premises in 2015 after more than 16 years, they moved to temporary accommodation in Northumberland Avenue for 12 months and then to the Minories for another 39 months before moving into our final destination in Alie Street, London. We should not underestimate the time and effort that this has taken our loyal staff. Indeed, I suspect that many of us hardly noticed what was going on in the background as the Society continued to be organised as efficiently as ever. This is a great reflection on Ros and Julie.

I am also grateful to the Officers and committee members and also everybody who has given up their time to help the Pathological Society move forward over the year. The future is exciting, but we are at a critical time if we are to sustain and grow the great academic traditions of UK and Irish academic pathology.

Adrienne Flanagan, June 2019

AGENDA ITEM No 5: GENERAL SECRETARY'S REPORT

5.1 Society Lectures, Medals and Awards

Members are referred to the General Secretary's notices in the Agenda document for deadlines for nomination/application for this year's lectures, medals and awards.



5.2 Membership

I am pleased to report that membership numbers have increased once again and, at the time of writing, stand at 2400. As last year, this reflects not only that more people are joining the Society but also that concessionary members are converting to ordinary membership when they move into career grade posts and there is a continuing growth in Undergraduate Membership.

5.3 Undergraduate Involvement/Associate Undergraduate Membership

The Undergraduate network is now fully embedded in the Society's mission. Roberta Turner is Chair of the Undergraduate Sub-committee and attends FGP and Committee Meetings as the Undergraduate representative.

Since the introduction of Associate Undergraduate Membership in 2015, the Society now has 532 Undergraduate members. Students need to be members of the Society in order to apply for the Undergraduate Bursary, Intercalated Degree grant and any other grant schemes as appropriate.

Last year there was a successful full day Undergraduate session at the Maastricht Pathology Meeting and this is now a permanent feature of the summer joint meetings with the BDIAP.

Dr Richard Byers, has agreed to run a 2nd Undergraduate School in Manchester in April this year which attracted around 26 students.

5.4 Website and publications strategy

The content of the website continues to be reviewed. Website policies have been published on the Society's website and the Society has taken steps to ensure compliance with the new General Data Protection Regulations which came into force on 25 May 2018. If members have suggestions for improvement of the website, please contact admin@pathsoc.org.

5.5 Other Matters

The Society established a new subcommittee, the Molecular Pathology Subcommittee in 2018 with Professor Manuel Salto-Tellez as Chair, with a full complement of subcommittee members and this has started to function successfully with the development of new schemes.

Mark Arends, June 2019

AGENDA ITEM No. 6 – THE TREASURER'S REPORT

The Society remains in a satisfactory financial state in 2018 even though the Society is reporting an excess of expenditure over income of £1,057,958 (2017 surplus of £421, 082). This is due to an increase in grants awarded reflecting The Society's partnership with the Jean Shanks Foundation and a decrease in the value of the Society's investment Portfolio which reflects performance of the financial markets in 2018. The summary position as detailed in the accounts is as follows:

Incoming resources have decreased for the year under review to £1,268,409 (2017: £1,323,971) primarily due to a decrease in income from the Journal of Pathology and investment income. Subscription income decreased during the year to £78,136 (2017: £80,854); on its own this income would not enable the Society to function. The main areas of expenditure continue to be charitable grants £988,059 (2017: £586,891), Society meetings £462,282 (2017: £518,439) and support costs of the society £246,004 (2017: £233,919). Overall expenditure is £1,679,251 for 2018 (2017: £1,301,953).

We carry forward £7.71m, the majority of which is invested in a diversified portfolio managed by our financial advisors, Cazenove, the charities division of Schroders. The Trustees receive an annual presentation from Cazenove which includes a comparison with their peer group to ensure performance is broadly in line with expectations. The level of investments in the portfolio has allowed the Society to commit to a major new five year investment jointly with the Jean Shanks Foundation to support a series of research schemes to facilitate trainees in pathology to develop their academic and research career. This will range from early career support through to support for late stage trainees applying for independent investigator awards. The first awards in this scheme were made following the October 2018 meeting of the research sub-committee.

Our main source of income remains the Journal of Pathology which contributed £731,979 to the Society budget. This is due to the careful stewardship of our Editor-in-Chief, Simon Herrington, his Senior and Associate Editors and the production team at Wiley. The Society gratefully acknowledges all their hard work. To support the Journals, the Society appointed Richard Poulson as Scientific Editor in 2015. Richard is a full-time employee of the Society, this is reflected in the support costs for the Society. The Trustees and the Editor in-Chief made the decision that the Journal is crucial to the success of the Society and that this appointment has proved to be an essential investment in the future. The future development of open access academic publishing represents an increasing threat to income from The Journal of Pathology

Under the leadership of the President, Phil Quirke and General Secretary Richard Byers until their retirement in June 2018, Prof Adrienne Flanagan and Prof Mark Arends continue in their new positions as President and General Secretary respectively, to support strategic development to increase interaction with trainees in academic pathology posts and also with undergraduate medical students. Financial support has continued to be made available to support the highly successful series of national academic trainees' meetings and some underused grants have been realigned to support the Undergraduate Committee.

Graeme Murray, June 2019

AGENDA ITEM No. 7 – MEETINGS SECRETARY'S REPORT

Maastricht Pathology 2018

This 11th Joint meeting with the BDIAP was held at the Maastricht Convention Centre. This proved to be a successful, enjoyable and well attended event at an excellent venue. The Social Events were very well attended and received.

- Abstracts submitted 194
- Total number of delegates 594 including invited speakers from 27 countries
- Delegate breakdown:

BDIAP/Path Soc/Dutch Path Soc Members	140
BDIAP/Path Soc/Dutch Path Soc Concessionary Members	91
Path Soc Undergraduate Members	69
Non Members (Consultant or equivalent)	70
Concessionary/Undergraduate Non Members	78
Invited Speakers/Session Chairs/Poster Chairs	146
- 268 attended the Networking Reception, 185 attended the Conference Dinner, 50 attended the Undergrad & Trainee Networking Boat Trip
- Japanese Society of Pathology Guests included Prof Tamotsu Sugai and two junior/trainee representatives, Dr Aya Naiki-Ito and Dr Kaishi Satomi.
- There were 18 sponsors/exhibitors
- For the first time there were 3 Industry Lunch symposia
- First time integration of oral abstracts into the main symposia (no stand alone free oral paper sessions)
- Feedback details (Appendix A)

2019 Joint Winter Meeting with the Royal Society of Medicine

The Society held this 2nd joint meeting at the RSM venue. Programme organised by Prof Sarah Coupland, University of Liverpool, jointly with Path Soc Trainees/Undergraduates. Theme: Let's Talk Precision Pathology.

- **Abstracts submitted 88**
- **Total number of delegates 225** including invited speakers
- Feedback details (Appendix A)



Future Meetings

2019

2-4 July

Leeds Pathology 2019, 12th Joint Meeting with the BDIAP (Harrogate)

- 228 abstracts submitted
- Invited speakers: 57 UK; 10 Europe and 6 USA & Canada.
- Session Chairs 41; Poster Round Chairs 36

15-16 August

Pathology Summer School for Medical Students, London (co-supported with RCPATH, BDIAP, British Society of Haematology, The British Infection Association and the British Neuropathological Society)

2020

21-22 January

3rd Joint Winter Meeting with the RSM, London

February

Winter School, London

Heike I. Grabsch, June 2019

AGENDA ITEM 8.1 EDUCATION SUB-COMMITTEE REPORT

The Education subcommittee conducts all activity by teleconference. The Sub-committee meets twice a year to discuss Education grant funding and any other matters of relevance to education of the Society members. Minutes of these meetings are available from the Society office. An overview of the Education Sub-committee activity for 2019 is detailed below:

Education Grant Scheme Budget

Undergraduate elective bursary and prize

The undergraduate bursary deadline dates were, 27 February and 28 April in 2018. 44 applications were received of which 35 were funded. This represented a total spend of £34,650 for 2018.

Each recipient of a bursary is required to submit a report. In 2017, due to a variation in the types of reports received it was decided to award two bursary report prizes, one for the best undergraduate research report and one for the best undergraduate clinical report.

The best undergraduate research report was awarded to James Cai (UCL) '**Using A Cell-line Luminometry Assay to Investigate the Role of Lentiviral Accessory Proteins in Antagonising Anti-viral DNA-sensing Pathways**'.

The best undergraduate clinical report was awarded to Harriet Hunter (University of Cambridge) '**Paediatric Pathology Elective Placement in Manchester**'.

Undergraduate Essay Competition

This essay prize is offered annually, and the winner is invited to receive the £500 prize at the Society winter meeting the following year. Casimir Turnquist from the University of Oxford, the winner of the 2018 essay prize entitled '**Does tumour heterogeneity matter**'. The presentation of £500.00 will take place at the Leeds Pathology 2019 meeting, Harrogate 2-4 July 2019.

The title of the 2019 prize essay is: '**Without Pathology, medical education is futile, discuss**'. The winning essay from 2018 can be found on the Society website.

Intercalated Degrees

8 applications were received from students from 7 medical schools: 2 from University of Southampton, 1 from the University of Leicester, 1 from University of Sheffield, 1 from University of Leeds, 1 from Newcastle University, 1 from University of Bristol & 1 from University of Edinburgh; 8 applications were funded. This represents a total spend of £109,400 for 2018.

It is emphasised that each student receiving a Society award would be expected to submit their work, either as an oral presentation or poster, at the winter meeting following completion of their degree. Supervisors are politely reminded to encourage their students to do this.

Student Society Bursary Scheme

No applications were received in 2018.

Education Grant scheme

There was 1 Education Grant application in 2018 which was not funded

Path Soc Winter School

The Winter School ran under the leadership of Catherine Horsfield and Alison Winstanley for the seventh time. Due to microscopes no longer being available from the long-standing Path Society supplier the 2018 winter school was fully digital.

59 delegates attended and the winter school took place at the Victoria Doubletree Hilton Hotel for the third year running. Of the 59 delegates, 2 were from Ireland, 1 was from Belgium, 1 was from New Zealand and the remaining 55 were from the United Kingdom. The course was not without issues due the change in format of the winter school at late notice and internet speed. These issues will be reviewed when deciding on the future format of the Path Soc winter schools

Golden Microscope Award

Introduced in 2018 for 01 March 2019 deadline this award provides recognition for excellent post-graduate training in pathology.

Objectives for 2019

In 2018, the Education Subcommittee continued with its general goals of further promoting pathology to undergraduates, improving recruitment into specialist training, engaging with junior and senior doctors in other specialties, better serving the academic needs of trainees and promoting education in molecular pathology to pathologists at all levels. We have instigated a pathology ambassador scheme, encompassing at least all major centres, with the aim that a senior trainee or dynamic consultant can act as a gatekeeper / advisor for local resources and can possibly arrange pathology “taster days” for local F1 doctors. We will remain keen to engage with societies related to molecular pathology to foster long term joint strategies for research and diagnostics.

We have worked collaboratively with the Royal College of Pathologists, particularly in the areas of curriculum development, molecular pathology training, development of relevant e-learning packages and input into FRCPath examinations and we intend to continue this trajectory.

In 2019, the Education Subcommittee continues to pursue its general goals of promoting pathology in medical, dental and veterinary schools, with promotion of these aims through the Pathology Ambassador Scheme. Presentation material has been circulated so that Ambassadors can easily bring the benefits of PathSoc to the attention of students, and to support them to become contact points for students considering a career in pathology. We are looking for ways to support Ambassadors to engage with students in secondary schools.

The Education Subcommittee is seeking to raise the profile of teaching within the Pathological Society, and is hoping to promote this aim by inviting guest speakers with expertise in educational methods, and to develop proposals for workshops so that teachers of pathology can develop and share good practice. We plan to build on contacts established with the Medical Schools Council Assessment Alliance to develop high quality multiple choice questions (MCQs) suitable for inclusion in the finals examinations of all medical schools and, potentially, in any national licensing examination.

Emyr Benbow, June 2019

AGENDA ITEM 8.2 REPORT OF RESEARCH SUB-COMMITTEE

The Research Sub-committee are responsible for promoting and supporting the research aims of the Society. The Sub-committee meets twice a year, by teleconference, to discuss Research grant funding and any other matters of relevance to the Research aims of the Society. Minutes of these meetings are available from the Society office. An overview of the Research Sub-committee activity for 2018 is detailed below.

Research Grant Schemes

Small Grants Scheme

The small grants scheme has four streams: Trainees Small Grant, Consultants' Pump Priming Small Grant, Post-Doctoral Collaborative Small Grant & the Trainee's Collaborative Small Grant. The deadline dates are 01 April and 01 October.

12 applications were received (1 Post-Doctoral collaborative Small Grant, 3 Consultants' Pump Priming Small Grant & 12 Trainee Small Grants) of which 10 were funded (1 Post-Doctoral collaborative Small Grant, 2 Consultants' Pump Priming Small Grant & 7 Trainee Small Grants). A total spend of £96,812.95.

PhD Studentships Scheme

A total of 5 applications were received in 2018. 3 PhD's were awarded to University of Cambridge, Newcastle University and University of Edinburgh.
A total spend of £225.000

Career Development Fellowships Scheme

1 application was received and awarded in 2018 to Dr K Griffin, University of Leeds. From 2019 this award has been rebranded as the JSPS Clinical Lecturer Support Grant, with joint funding by the Jean Shanks Foundation and the Pathological Society (JSPS).

International Collaborative Awards Scheme

1 application was received and awarded in 2018 to Prof M Du, University of Cambridge.
A total spend of £10,000.00.

Equipment Awards Scheme

A total of 2 applications were received in 2018. 1 application was funded to Dr E Meuser, Cardiff University.
A total spend of £10,000.00.

Visiting Fellowships Scheme

A total of 4 applications were received in 2018. All 4 applications were funded as follows:
Dr T Papatomas, University of Birmingham; Dr C Young, University of Leeds; Dr M Nolan, John Radcliffe Hospital, Oxford and Dr I Ferreira, University Hospital Belgium/University of Edinburgh.
A total spend of £18,925.00.

Early Career Pathology Research Grants – Hodgkin & Leishman grants

A total of 3 applications were received for the Leishman grant in 2018. All 3 applications were funded as follows:

Dr P Heister, Barts & The London School of Medicine & Dentistry

Dr K Sidlauska, University of Southampton

Dr J Connelly, University of Edinburgh

A total spend of £6,000.00.

Trainee Research Awards

Best Trainee Research Paper Award

1 application was received and awarded to Dr S Aitken, University of Cambridge for the paper: CTCF maintains regulatory homeostasis of cancer pathways.

A total spend of £500.00.

The Jean Shanks Foundation/Pathological Society (JSPS) Joint Research Grants New for 2018

JSPS Pre-Doctoral Bursary

A total of 5 applications were received in 2018. 3 applications were funded as follows:

Dr J Connelly, University of Edinburgh
Dr M Pugh, University of Birmingham
Dr V Srirangam, Royal Free Hospital, London
A total spend of £79,642.00.

JSPS Clinical PhD Fellowship

A total of 5 applications were received in 2018. 2 applications were funded as follows

Dr J Griffiths, University of Sheffield
Dr V Rathbone, University College London
A total spend of £480,724.00.

JSPS Clinician Scientist

A total of 2 applications were received in 2018. No applications were funded. This scheme was reviewed during early 2019 as part of the JSPS grant scheme portfolio and it has been decided that it will be replaced by two new JSPS schemes with flexible use of funding (see President's Report above).

Cancer Research UK/Pathological Society Pre-Doctoral Research Bursary (55/45 split funding)

A total of 6 applications were received and 4 applications were funded from Ms. H Crane, Manchester; Dr L Brownlee, Tonbridge, Dr S Prendergast, Cork, & Dr V Srirangam, The Royal London Hospital.

A total spend of £65,265.48.

The Research Sub-committee grant portfolio has been expanded in 2019 with the introduction of a medium sized Cuthbert Dukes Grant of up to £20,000.00 to encourage early to mid-career pathology researchers, in particular academic trainees to undertake investigative tissue-based research. See the [Pathological Society](#) website for full details of this new grant scheme.

The Research Sub-committee will follow a strategy to support the society's mission of "understanding disease" through high-quality research. In the next 3-5 years, we aim to:

- Promote, design and refine a variety of pathological research funding schemes accessible by and suited to the needs of all members of the society, with particular encouragement of trainee pathologists to undertake tissue-based research
- Promote molecular pathology research, training and education, including involvement in the society's molecular pathology sub-committee with support for its research and education schemes, further support for the annual summer school in molecular pathology and the formation of links with other schemes, such as the MRC-funded molecular pathology nodes, CRUK-funded accelerator digital pathology awards, NCRI-funded CM-Path and the Royal College of Pathologists' training modules, working to promote molecular pathology in the widest way
- Promote digital pathology research, training and education
- Facilitate development of expertise in animal model pathology within the Society through the support of appropriate meetings and courses
- Support research collaborations between the society's pathologists and scientists elsewhere in the world and in industry
- Establish links with other professional societies and research centres/bodies involved in pathological research (both within the UK, Eire and abroad)

The Research Sub-committee would like to thank Prof Heike Grabsch & Prof Mark Arends who retired in July 2018 for their valuable contributions as part of the Research Sub-committee.

Gareth Thomas, June 2019

REPORT OF MOLECULAR PATHOLOGY SUB-COMMITTEE

The Molecular Pathology Sub-committee (MPSC) was created in June 2018 and the first Chair was co-opted in 2018 and will hold that position for 3 years. Subsequent Chairs will be elected by the Society membership and will hold this position for 3 years, including being a member of both the full Committee and the Finance and General Purposes Committee. In addition, there will be up to 4 other Society members who will join the MPSC during their tenure on the full committee. Other Officers and Sub-committee Chairs may attend (General Secretary, Research Sub-committee Chair and Education Sub-committee Chair will be co-opted to serve for the first year of the Molecular Pathology Sub-committee to advise on set up and direction of the new sub-committee). Other members and non-members (including an industry representative) may be co-opted (up to 4 and they are non-voting). Membership of the sub-committee is for 3 years. MPSC Chair to be elected 1 year in advance of the retirement of the incumbent Chair to allow shadowing of the Chair for 1 year prior to taking up office.

The remit of the MPSC is to further the interests of the Society through the support and development of molecular pathology within the specialty of Histopathology, through educational and research initiatives; to foster collaboration with other societies and funders; to develop strategy in this area; to evaluate and recommend funding of applications for research or education orientated programmes, grants and awards; and to report to advise the full Committee on such issues.

The MPSC meets twice a year, by teleconference, to discuss Molecular Pathology grant funding and any other matters of relevance to the Research aims of the Society. Minutes of these meetings are available from the Society office.

The members of the Molecular Pathology Sub-committee are as follows:

Prof M Salto-Tellez, Belfast	(Chair)
Prof M Arends, Edinburgh	(FGP Representative)
Prof G Thomas, Southampton	(Research Sub-committee Representative)
Dr Y Krishna, Cheshire	(Trainees Sub-committee Representative)
Dr A Mukherjee, Nottingham	(Education Sub-committee Representative)
Prof M Du, Cambridge	
Mr Sidhant Seth, Edinburgh	(Undergraduate Sub-committee Representative)
Dr Susan Richman, Leeds	
Prof R Huss	(Industry Representative)

First year achievements

Despite the relative early age of this subcommittee, the PathSoc Committee has already approved 2 key initiatives championed by this committee:

1. To establish a new grant scheme: Trainee – Clinical Scientist Partnership Grant Fund Scheme in Morpho-molecular Pathology.
2. To run the first **on**-line course for the introduction of Pathologists and tissue-based Clinical Scientists to genomic data interpretation.

These would need to be developed during 2019 onwards.

Objectives for 2019

1. To establish and implement the new grant scheme Trainee – Clinical Scientist Partnership Grant Fund Scheme in Morpho-molecular Pathology.
2. To run the first on-line course for the introduction of Pathologists and tissue-based Clinical Scientists to genomic data interpretation.

3. To establish a model for continuous and synergistic collaboration with industry in the areas of Molecular Pathology and Digital Pathology / Artificial Intelligence.
4. To champion within PathSoc a global, leading identity for UK Pathology, taking DP/AI as the catalyst to do so.

Manuel Salto-Tellez, June 2019

AGENDA ITEM 8.3 TRAINEES' SUB-COMMITTEE REPORT

The trainees' sub-committee is responsible for representing the trainee membership of the Society. We work with the trainee community to raise awareness of the Society and the benefits of membership. We aim to facilitate trainees in their research, education and academic pursuits.

Education, research and working together with the Undergraduate Subcommittee

Members of the Trainees' subcommittee write cases for monthly publication as Case of the Month on the Society's website and in print in Diagnostic Histopathology.

We organise the annual Pathological Society sponsored "Introduction to Academic Training" event, aimed at UK Foundation and ST1 histopathology trainees. The next event will take place during the ST1 Block Teaching week in Bristol.

We have worked with the Education subcommittee to design a scheme to recognise excellence in histopathology training, the "Golden Microscope" award. The first award will be presented at this meeting (Leeds Pathology, Harrogate).

We have created PathSoc Foundation Membership (for Foundation doctors with an interest in histopathology) and are planning our first event to take place in September 2019 in conjunction with the BDIAP Trainee Councillors.

We are working together with the Undergraduate Subcommittee to create promotional videos aimed at increasing awareness of histopathology and research amongst undergraduates and Foundation doctors.

Meetings

We organised a successful symposium at the Winter Meeting 2019.

We have worked with the BDIAP trainee councillors to organise the trainee programme for this Summer Meeting (Leeds Pathology, Harrogate). Planning for the Winter 2020 meeting is underway.

Fostering Academic Pathology

We help to plan and run the National Academic Trainee Network (NATN) events. These events provide an invaluable forum for networking and gaining the skills for a career in academic pathology.

At the Winter NATN event we launched a mentoring scheme for academic pathology trainees who are pre-Clinical Lecturer level. Trainees and mentors received training from a mentoring coach. We have been contacted by a number of senior academic pathologists who are keen to join the scheme, and will run annual training and update sessions.

Website and Social Media

The twitter account @pathsoc has approximately 2172 followers. It is a useful way to communicate with trainees. We also have a NATN WhatsApp group and will create a Trainee WhatsApp group ahead of future Summer and Winter Meetings, building on its success at the Winter 2019 meeting.

The PathSoc funded website <http://www.apr.virtualpathology.leeds.ac.uk> was launched at the Winter NATN meeting – it provides advice for people considering applying to histopathology and for trainees considering or undertaking an academic career. It is popular; it has had 1296 hits to-date by 955 users.

We continue to support the Society in maintaining the trainee-section of the PathSoc website to ensure that it remains an up to date and useful educational tool and source of information. We welcome feedback and ideas.

I would like to sincerely thank the members of the Trainees’ subcommittee for all their hard work this year. Dr Philip Macklin, Dr Sara Waise, Dr Emily Clarke and Dr Rosalin Cooper are retiring after three years on the Trainees’ Subcommittee – I am extremely grateful for the valuable roles that they have played.

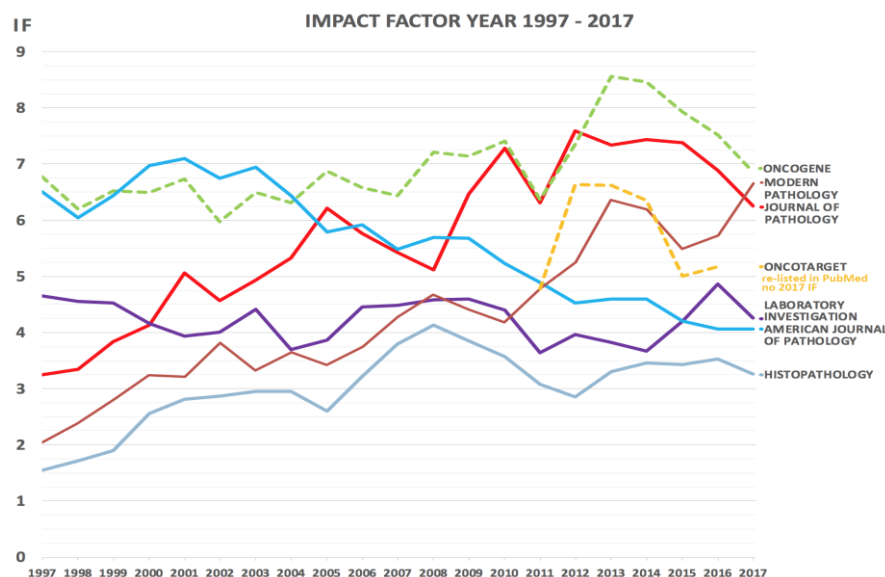
Caroline Young, June 2019

AGENDA ITEM 9: EDITORS REPORT, JOURNAL OF PATHOLOGY

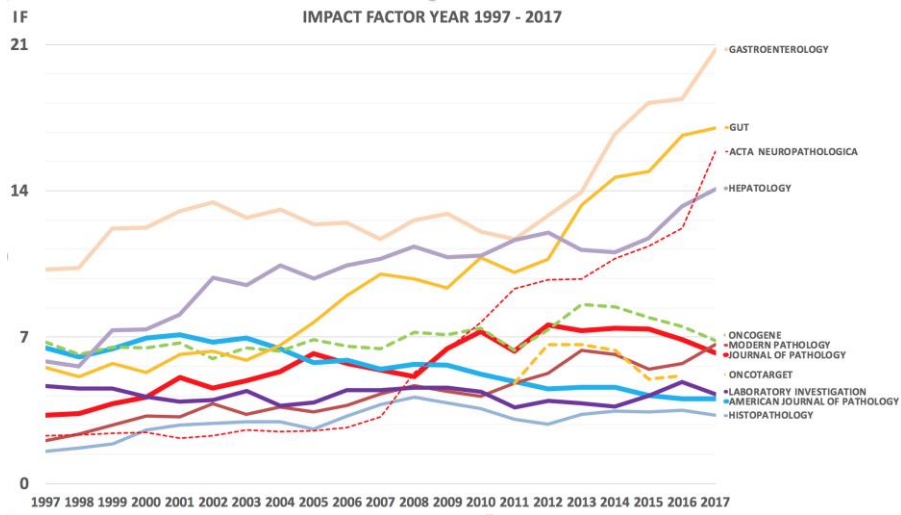


1. The Journal’s Impact Factor for 2017 is 6.253 which, although lower than 6.894 for 2016, remains strong in comparison with other pathology and oncology competitors. We retain the top ranking for general pathology research journals and overall are 5/79 in Pathology, 32/223 in Oncology. Clarivate Analytics is likely to announce the 2018 Impact Factors in June/July 2019

2.

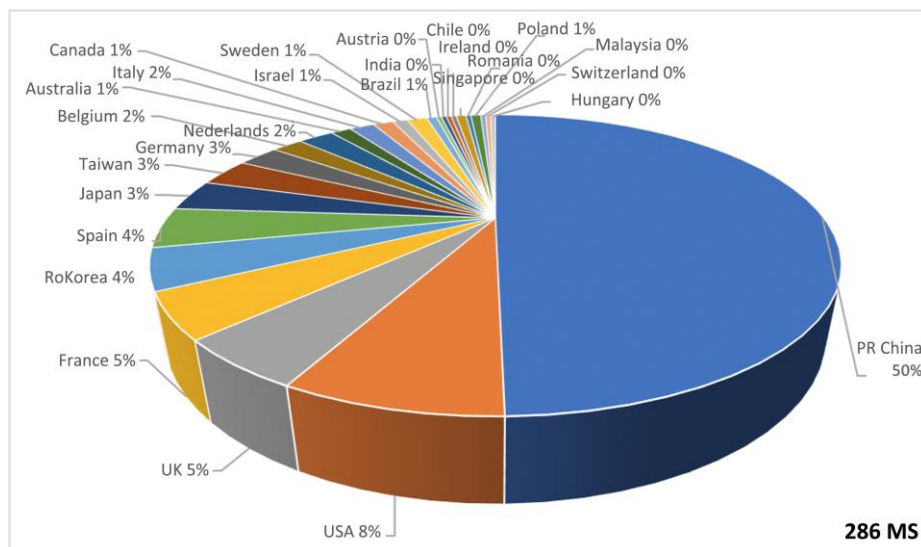


Journals focusing on a specialist area such as Acta Neuropathologica, Hepatology, Gut and Gastroenterology have greater impact. Oncotarget, which lost its listing in Clarivate Analytic’s Web of Science and Journal Citation Reports in early 2018, has been re-listed in PubMed but has no IF for 2017. Oncogene, Modern Pathology and Laboratory Investigation benefit from prominent Nature group branding. The cover of our issues highlight ‘Over 125 years of Research Excellence’



- In addition to attracting the best papers addressing disease mechanisms, high quality regular review material augmenting the Annual Review Issues, and marketing the Journal to non-traditional scientific and clinical groups, are key factors for maintaining and improving our position. Elements of the journal’s website have improved since it was migrated to Wiley’s new Literatum platform although pressure to make further improvements is applied by the editors.
- The current editorial team has Simon Herrington as Editor in Chief. Richard Poulson is full time Scientific Editor; he shepherds the Annual Review Issue (ARI), works on the triage rota, edits most manuscripts prior to acceptance and continues to screen figures in submitted manuscripts entering review. Anomalies are identified in approximately 11% of these, and this continues to be a significant and important workload.

Country of Origin – MS with Figure Anomalies (August 2016 – May 2019)

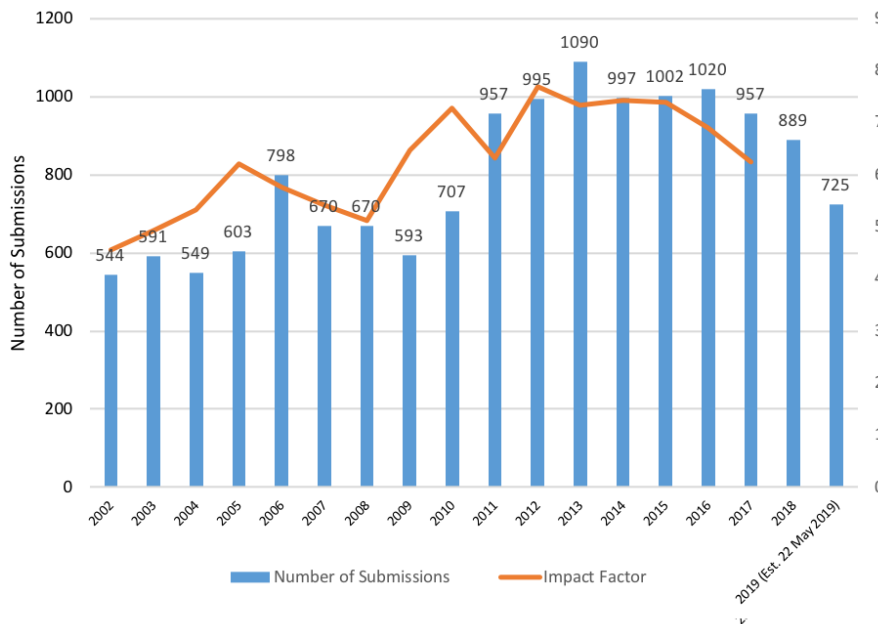


Phil Coates is a Senior Editor with ~25% commitment to the Journal of Pathology and particular responsibility for Invited Commentaries, Invited Reviews and Virtual Issues (which re-emphasise the availability of articles within a theme). David Bonthron stepped down this year from his position as another Senior Editor. The current Associate Editors are Ming Du, Will Foulkes, Rachael Natrajan, Jorge Reis-Filho, Brian Rubin, Nathalie Wong, and Steve Fox (Melbourne, Australia) who joined a month ago as part of scheduled turnover. Nicky Cotterill’s service as our



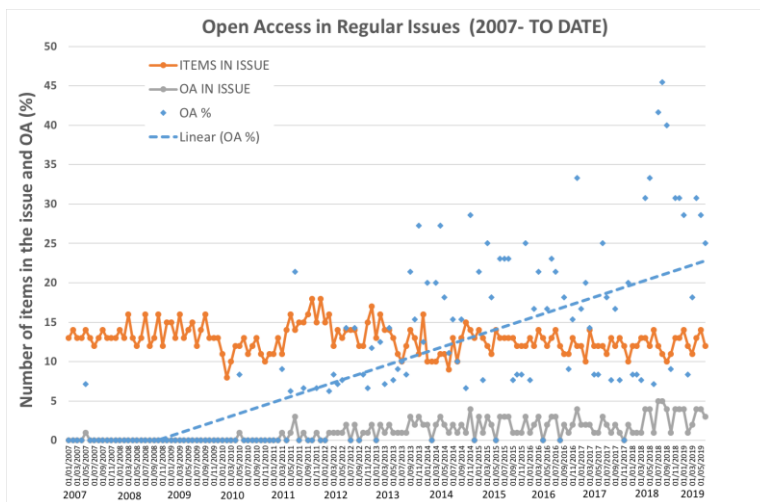
very effective Managing Editor (*The Editorial Office Ltd.*) will end soon due to Wiley centralising their provision of this type of support. We are fortunate to retain Rupert Cousens (Wiley, Oxford, UK) as our Publisher, although some disruption has occurred as Wiley's Senior Production Editor based in Singapore has changed twice recently (Qingwen Li, then Majorie Ang, now Wati Ahmad). We have also had a change of Senior Marketer supporting the journal; Alix Fryer's role is expected to be filled by a new experienced person in mid-June. The journal follows best practice for ethics and research integrity and the Editor in Chief and Scientific Editor will attend the 6th World Congress on Research Integrity and pre-workshops in June.

- Submission numbers appear to shadow the Impact Factor and have fallen, although this has not impacted the number of articles accepted and it is our perception that the quality of accepted articles has also not changed.



Our effective and robust triage system involves at least 3 members of the editorial team (on a rota basis). In the last 2 years, 27% of submissions were sent for external review (overall 2-year acceptance rate of 18% of submitted non-ARI articles). In the last 12 months the time to first decision averaged 11 days and to final decision 21 days; good compared with other journals but increased slightly due to a general problem that good reviewers are not easily recruited. Manuscripts from PR China comprise 33% of submissions (12% of these enter review)(2 year averages).

- The **2019 Annual Review Issue** ‘Recent Advances in Pathology’ with Editors C Simon Herrington, Richard Poulson and Philip J Coates was published in April aiming to convert early cites into Impact Factor cites - <https://onlinelibrary.wiley.com/toc/10969896/2019/247/5>. The 2020 ARI, also themed ‘Recent Advances in Pathology’ with the same Editors, has 10 reviews agreed so far.
- The proportion of items published in The Journal of Pathology as Open Access articles is increasing; 50% may require us to consider if our current hybrid publishing model is sustainable.





The rise of Open Access publication, plans to mandate some researchers' use of it, and plans to impose a cap on article processing fees for research published using EU and several major other funders' grants, poses a significant threat to journal income. This was outlined at the previous Committee Meeting. The Treasurer and the Scientific Editor attended Wiley's Executive Seminar (principally for Societies who publish) in March 2019 to hear of the latest developments and 'new business models' and options. The pace of change may become rapid.

8. I would like to thank all the Editors, staff at Wiley-Blackwell and *The Editorial Office Ltd*, the Editorial Board, authors and reviewers for their continuing and strong support for the Journal: without them, and the readers, there would be no Journal.

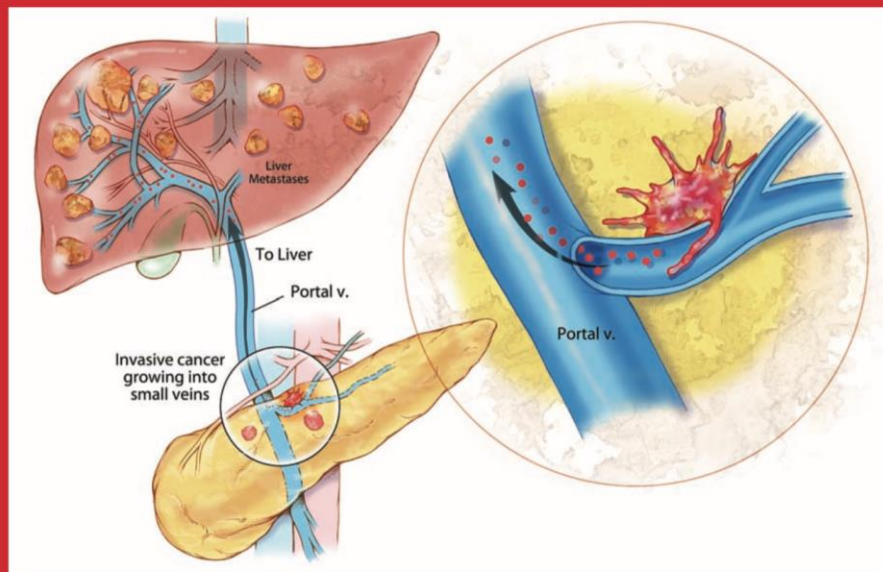
Simon Herrington
Editor in Chief, The Journal of Pathology
May 27th, 2019



WILEY
Blackwell

THE JOURNAL OF Pathology

Understanding Disease



www.thejournalofpathology.com

Volume 248 • Number 2

June 2019

Contents include:

- Venous invasion in pancreatic cancer
- Cytopathic effects induced by bbHCV infection
- Genomic profile of combined hepatocellular-cholangiocarcinoma
- Bmi1-positive stem cells in the stomach
- Evolution of human bladder cancer
- Molecular comparison of interval and screen-detected breast cancers

 A Journal of
The Pathological Society

ISSN 0022-3417

Publishing since 1892
Over 125 Years of Research Excellence

Cover illustration: Hruban *et al*, J Pathol 2018; 248: 131–141

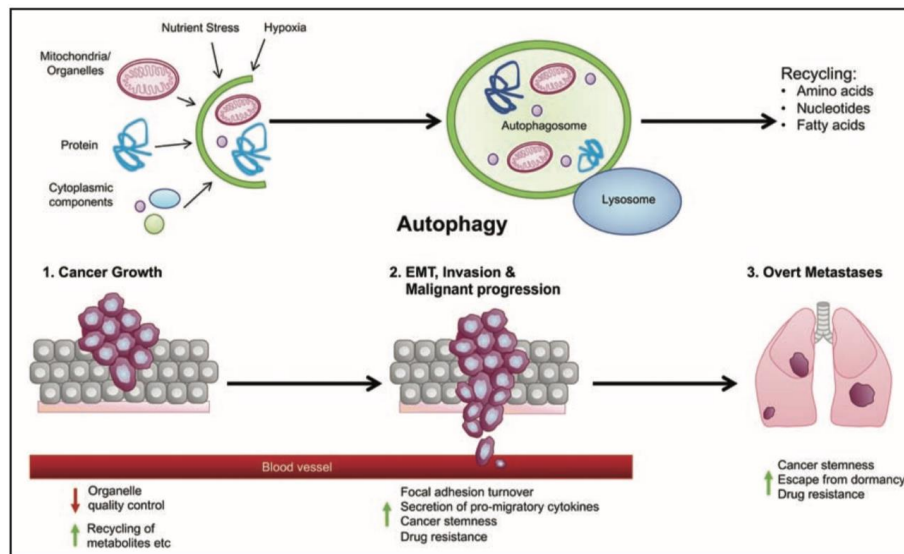


ARI 2019 ISSUE

WILEY
Blackwell

THE JOURNAL OF Pathology

Understanding Disease



www.thejournalofpathology.com

Annual Review Issue Volume 247 • Number 5 • April 2019

Recent Advances in Pathology

Edited by C Simon Herrington, Richard Poulsom and Philip J Coates

Contents include:

- Breast cancer research – where are we now?
- Inherited colorectal cancer syndromes
- Innate immune architecture of lung tumors
- Microbiology and molecular pathological epidemiology
- MMPs and tumour invasion
- Plasma EBV DNA analysis in nasopharyngeal carcinoma
- Neutrophils in lymphoid tissues in health and disease
- Type 2 immunity and postnatal alveolarisation
- Pathology of regulated necrosis



ISSN 0022-3417

PowerPoint slides of the figures from this issue are available on our website



AGENDA ITEM NO. 9: Editor’s Report

1. The Journal of Pathology: Clinical Research (JPCR) is progressing steadily. There has been sufficient copy to maintain publication of 4 issues a year, each containing at least 6 articles. Submissions remain consistent but there is no evidence of a significant rise. A number of marketing activities are planned for 2019, including email campaigns, but it is unlikely that submissions will change significantly until the Journal acquires in impact factor. The current position, compared to data since June 2017, is shown below:

	08/06/2017	25/05/2018	27/05/2019
Submissions			
<i>Invitations</i> to transfer from J Path	308	393	468
Total submissions	116	158	198
Reviews	4	5	10
Editorials	1	2	3
Transfers from J Path	63	89	103
Direct submissions	53	69	95
Outcomes			
Accept	65	90	117
• In issues	60	85	109
• In EarlyView	0	2	5
• Accepted online	2	3	1
• With Production	3	0	2
Minor revision	0	0	0
Major revision	4	3	4
Reject	24	39	47
Refer elsewhere	9	11	15
Withdrawn	8	10	12
Under review	6	5	3

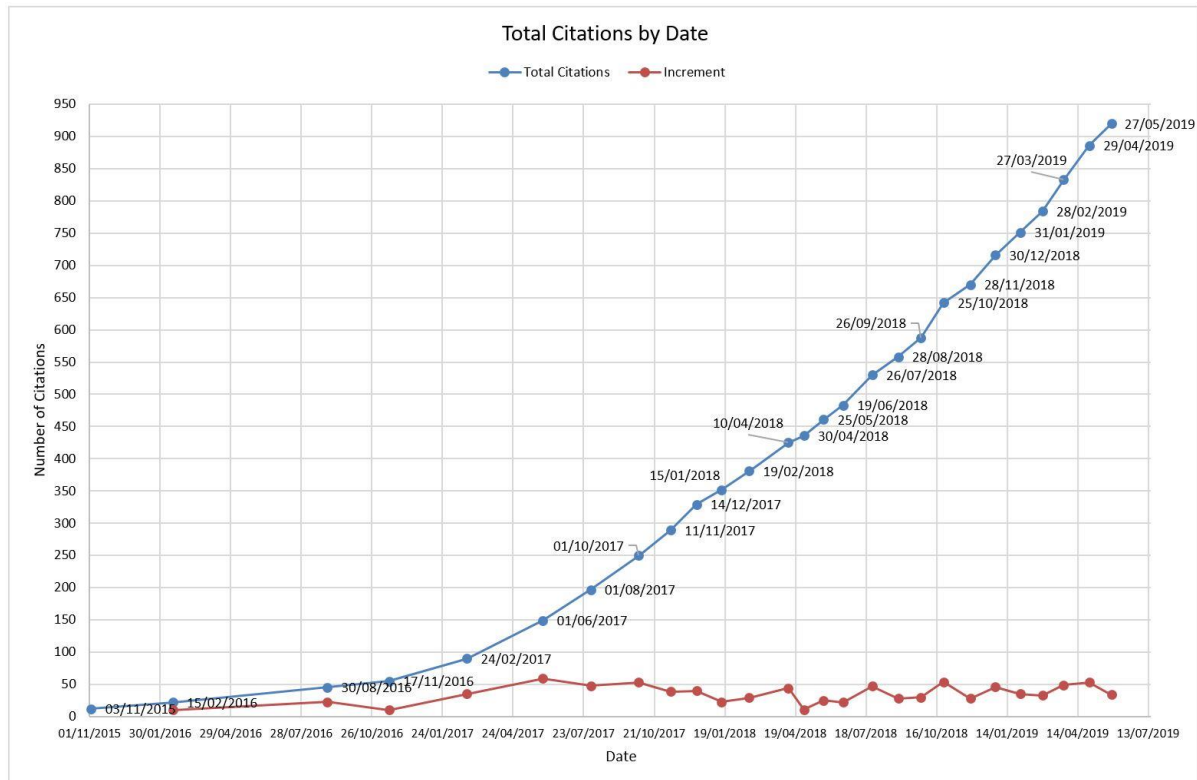
2. There is still a clear difference in outcome for papers transferred from JPATH compared with direct submissions:

	N	Accepted
Total with final decision	191	117 (61.3%)
Transfers from JPATH	102	76 (74.5%)
Direct submissions	89	41 (46.1%)

3. Eighteen issues, each of at least 6 articles, have been published, the current issue being April 2019. All articles are available from the Journal website:

[http://onlinelibrary.wiley.com/journal/10.1002/\(ISSN\)2056-4538](http://onlinelibrary.wiley.com/journal/10.1002/(ISSN)2056-4538)

4. Citations to articles published in the Journal are increasingly steadily, as shown by analysis of citations identified using Google:



5. Marketing at the European Congress of Pathology in Bilbao, Spain (September 2018), USCAP (March 2019) and Path Soc (pop-up banner, July 2019), will be followed by a professional tweeting campaign at the ECP (Nice, September 2019).
6. Virtual issues compiled by Phil Coates contain papers from both JPATH and JPCR, which serves to highlight both Journals and encourage cross-referencing. The latest virtual issue, focused on pancreatic disease, was published in May 2019 - <https://onlinelibrary.wiley.com/page/journal/20564538/homepage/virtualissuespage.html>
7. The Journal achieved full PubMed listing in April 2018; therefore, articles are now listed on PubMed from the point at which they are published as accepted articles online. This significantly increased article visibility and was an excellent development. The Journal is also now included in the Emerging Sources Citation Index (ESCI), and articles are therefore listed on Web of Science; inclusion in this index is a prelude to acquisition of an impact factor (IF). Clarivate Analytics may agree this year that an IF can be awarded - if so an IF would be available in the 2019 Journal Citation listing.
8. As JPCR is an entirely Open Access journal it is well placed to attract manuscripts from European researchers under increasing pressure to publish in this way. We have emphasised that the journal is Fully Open Access on the home page of both JPCR and JPATH
9. JPCR continues to be supported by Rupert Cousens as Publisher, but has had 3 Senior Production Editors (based in Singapore) over the last few months. The journal's marketer, in common with JPATH, has left recently and the post is expected to be filled by a Senior Marketer in July. We will soon lose our very capable Managing Editor, Nicky Cotterill (The Editorial Office, Ltd) as Wiley bring all such posts back into their own control in Oxford.
10. Finally, I would like to thank the Editors, staff at Wiley-Blackwell and *The Editorial Office Ltd*, the authors and reviewers for their huge support as we develop the Journal into a successful publication.

Simon Herrington

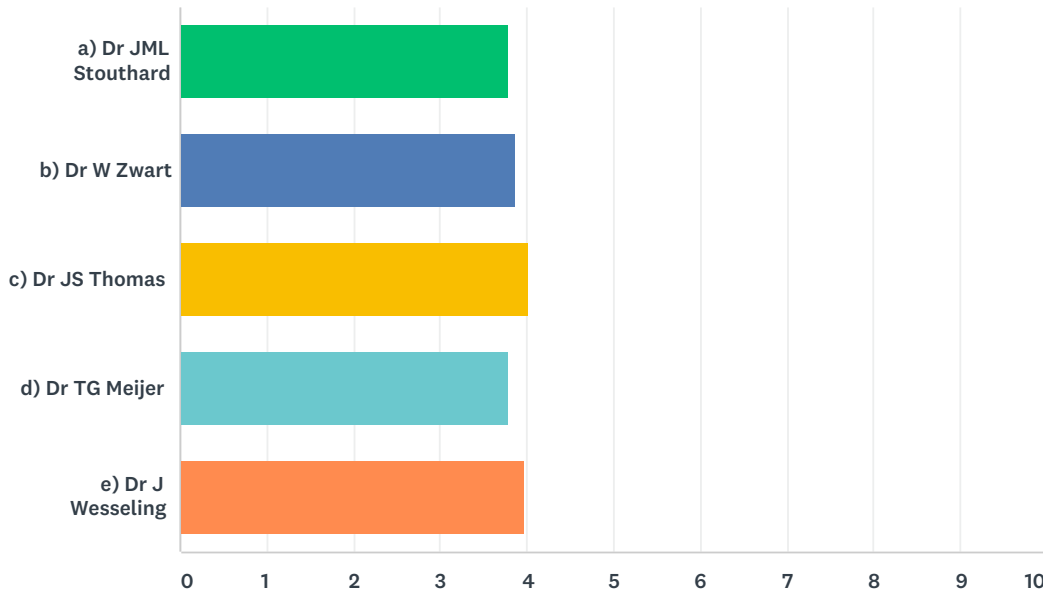
Editor in Chief, The Journal of Pathology: Clinical Research
May 27th, 2019



Cover illustration: Neubert, Borchert *et al*, J Pathol Clin Res 2019; 5: 108–114 (April 2019)

Q1 Symposium: From Fixed to Functional Breast Pathology

Answered: 43 Skipped: 82

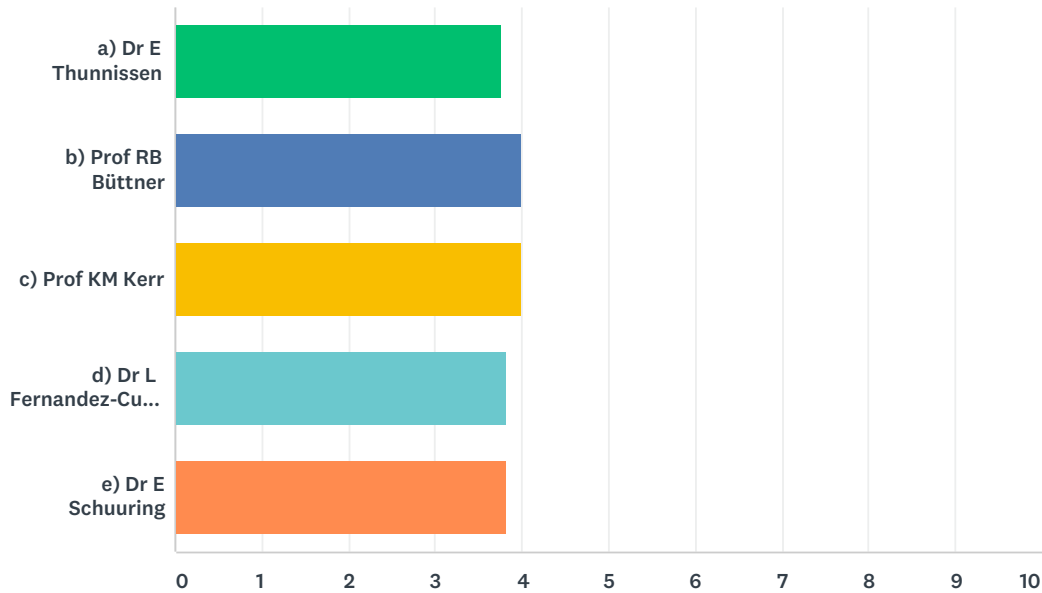


	1 (LOW)	2	3	4	5 (HIGH)	TOTAL	WEIGHTED AVERAGE
a) Dr JML Stouthard	0.00% 0	4.88% 2	29.27% 12	48.78% 20	17.07% 7	41	3.78
b) Dr W Zwart	0.00% 0	2.38% 1	23.81% 10	57.14% 24	16.67% 7	42	3.88
c) Dr JS Thomas	0.00% 0	2.44% 1	17.07% 7	56.10% 23	24.39% 10	41	4.02
d) Dr TG Meijer	0.00% 0	5.13% 2	28.21% 11	48.72% 19	17.95% 7	39	3.79
e) Dr J Wesseling	0.00% 0	5.26% 2	21.05% 8	44.74% 17	28.95% 11	38	3.97

#	PLEASE USE THE SPACE BELOW TO COMMENT ON THE EDUCATIONAL CONTENT OF THESE SESSIONS	DATE
1	N/a did not attend this session	7/20/2018 9:30 AM
2	Good educational session	6/26/2018 3:15 PM
3	good!	6/23/2018 11:27 AM
4	Excellent up to date overviews	6/21/2018 8:56 AM

Q2 Symposium: Advances in Lung Cancer Pathology and Management

Answered: 23 Skipped: 102

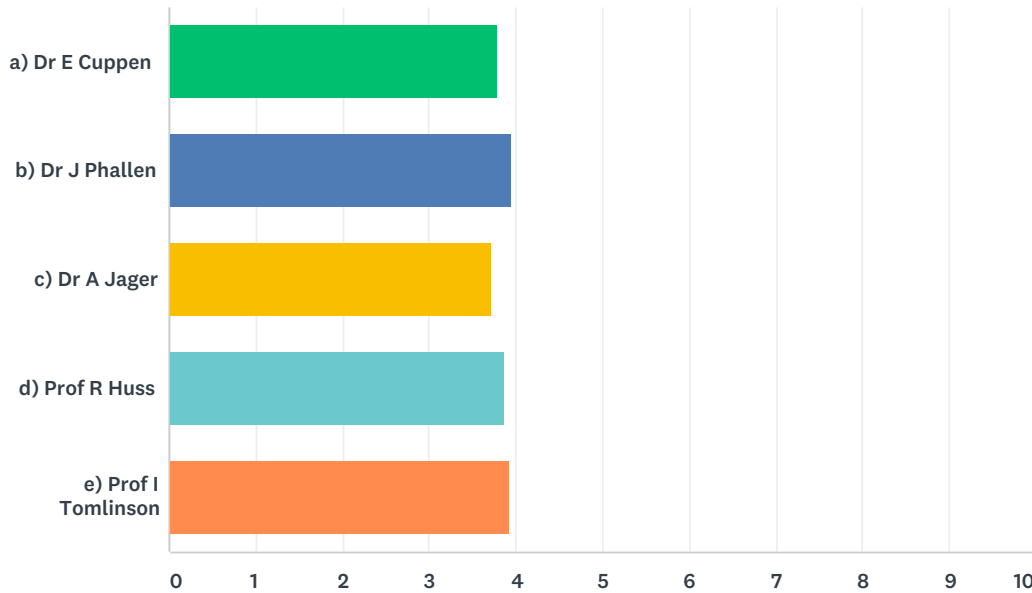


	1 (LOW)	2	3	4	5 (HIGH)	TOTAL	WEIGHTED AVERAGE
a) Dr E Thunnissen	4.55% 1	4.55% 1	27.27% 6	36.36% 8	27.27% 6	22	3.77
b) Prof RB Büttner	0.00% 0	0.00% 0	30.43% 7	39.13% 9	30.43% 7	23	4.00
c) Prof KM Kerr	0.00% 0	4.35% 1	21.74% 5	43.48% 10	30.43% 7	23	4.00
d) Dr L Fernandez-Cuesta	0.00% 0	0.00% 0	36.36% 8	45.45% 10	18.18% 4	22	3.82
e) Dr E Schuurin...	0.00% 0	9.09% 2	27.27% 6	36.36% 8	27.27% 6	22	3.82

#	PLEASE USE THE SPACE BELOW TO COMMENT ON THE EDUCATIONAL CONTENT OF THESE SESSIONS	DATE
1	the speakers provided up to date and practically useful information	7/25/2018 2:46 PM
2	reasonable	7/23/2018 6:53 AM
3	N/a did not attend this session	7/20/2018 9:30 AM
4	very exciting presentations and worthwhile	6/26/2018 2:29 PM
5	Very good linkage of molecular to clinical practice.	6/26/2018 6:36 AM

Q3 Symposium: The Future of Pathology

Answered: 31 Skipped: 94

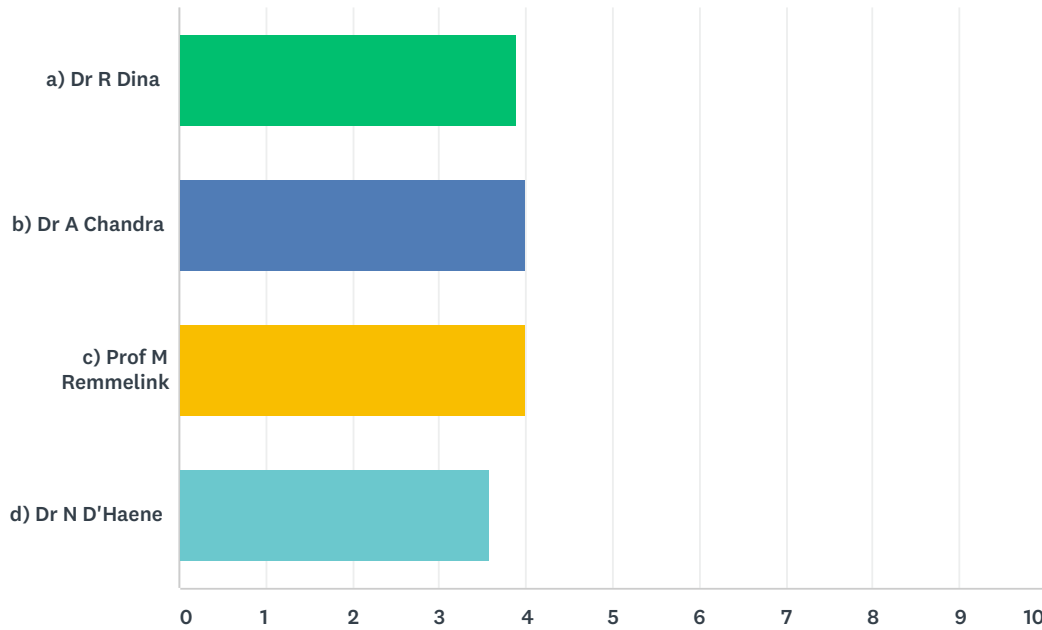


	1 (LOW)	2	3	4	5 (HIGH)	TOTAL	WEIGHTED AVERAGE
a) Dr E Cuppen	0.00% 0	4.17% 1	37.50% 9	33.33% 8	25.00% 6	24	3.79
b) Dr J Phallen	0.00% 0	0.00% 0	36.00% 9	32.00% 8	32.00% 8	25	3.96
c) Dr A Jager	0.00% 0	0.00% 0	41.38% 12	44.83% 13	13.79% 4	29	3.72
d) Prof R Huss	0.00% 0	3.23% 1	25.81% 8	51.61% 16	19.35% 6	31	3.87
e) Prof I Tomlinson	0.00% 0	3.33% 1	23.33% 7	50.00% 15	23.33% 7	30	3.93

#	PLEASE USE THE SPACE BELOW TO COMMENT ON THE EDUCATIONAL CONTENT OF THESE SESSIONS	DATE
1	N/a did not attend this session	7/20/2018 9:30 AM
2	excellent session	7/17/2018 4:18 PM
3	good	7/4/2018 10:52 AM
4	Dr Phallens lecture was very inspiring, the future seems closer now.	7/3/2018 9:49 PM
5	Excellent session	6/26/2018 6:36 AM

Q4 Trainees' Symposium: Cytology

Answered: 10 Skipped: 115

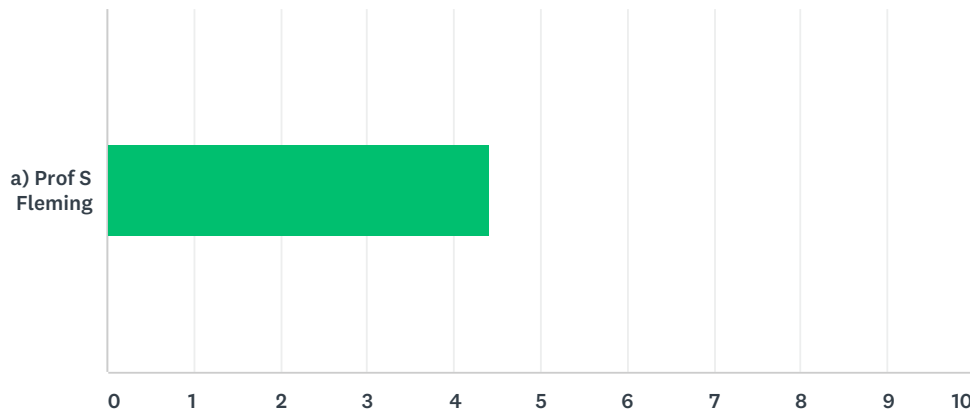


	1 (LOW)	2	3	4	5 (HIGH)	TOTAL	WEIGHTED AVERAGE
a) Dr R Dina	0.00% 0	11.11% 1	22.22% 2	33.33% 3	33.33% 3	9	3.89
b) Dr A Chandra	0.00% 0	0.00% 0	33.33% 3	33.33% 3	33.33% 3	9	4.00
c) Prof M Rummelink	0.00% 0	12.50% 1	25.00% 2	12.50% 1	50.00% 4	8	4.00
d) Dr N D'Haene	0.00% 0	28.57% 2	14.29% 1	28.57% 2	28.57% 2	7	3.57

#	PLEASE USE THE SPACE BELOW TO COMMENT ON THE EDUCATIONAL CONTENT OF THESE SESSIONS	DATE
1	N/a did not attend this session	7/20/2018 9:30 AM

Q5 BDIAP Kristin Henry Lecture: The Impact of Genetics on Renal Cancer Classification – Revisited

Answered: 63 Skipped: 62

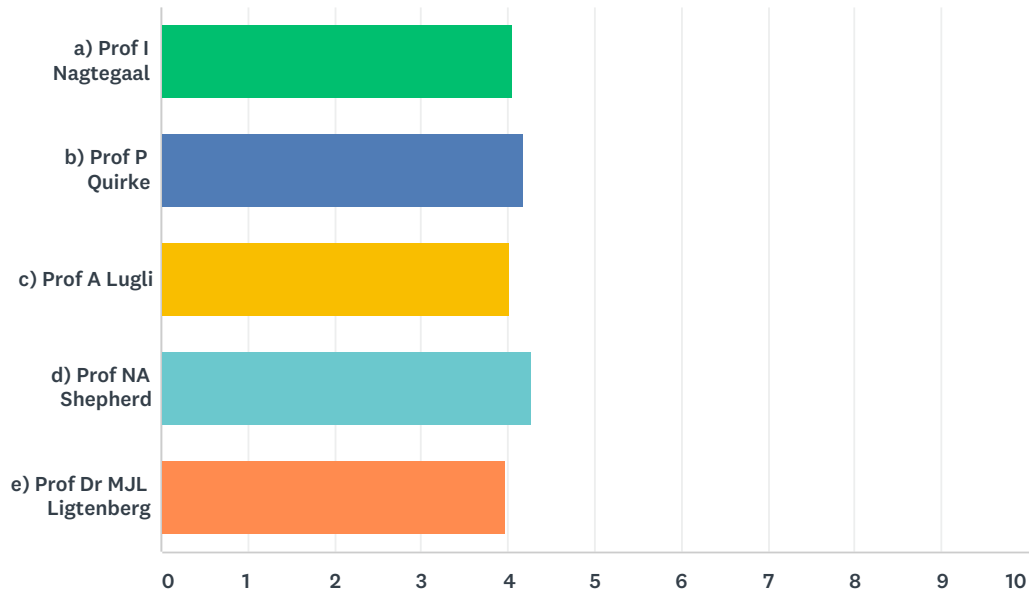


	1 (LOW)	2	3	4	5 (HIGH)	TOTAL	WEIGHTED AVERAGE
a) Prof S Fleming	0.00%	0.00%	9.52%	39.68%	50.79%	63	4.41
	0	0	6	25	32		

#	PLEASE USE THE SPACE BELOW TO COMMENT ON THE EDUCATIONAL CONTENT OF THIS SESSION	DATE
1	very nice and well-presented overview	7/25/2018 2:46 PM
2	N/a did not attend this session	7/20/2018 9:30 AM
3	Beautiful talk, very interesting for the old fogeys like me who can remember all these classification struggles.	7/3/2018 9:49 PM
4	Inspirational to those of us at very early career stage, a tour-de-force of Scottish pathology!	6/26/2018 3:57 PM
5	Well deserved presentation. Unassuming pathologist with a wealth of knowledge and a true expert in the field	6/26/2018 2:29 PM
6	Wonderful overview and a classic example of how to link observational practice to molecular insights.	6/26/2018 6:36 AM

Q6 Symposium: Early Colorectal Cancer - Bowel Cancer Screening

Answered: 54 Skipped: 71

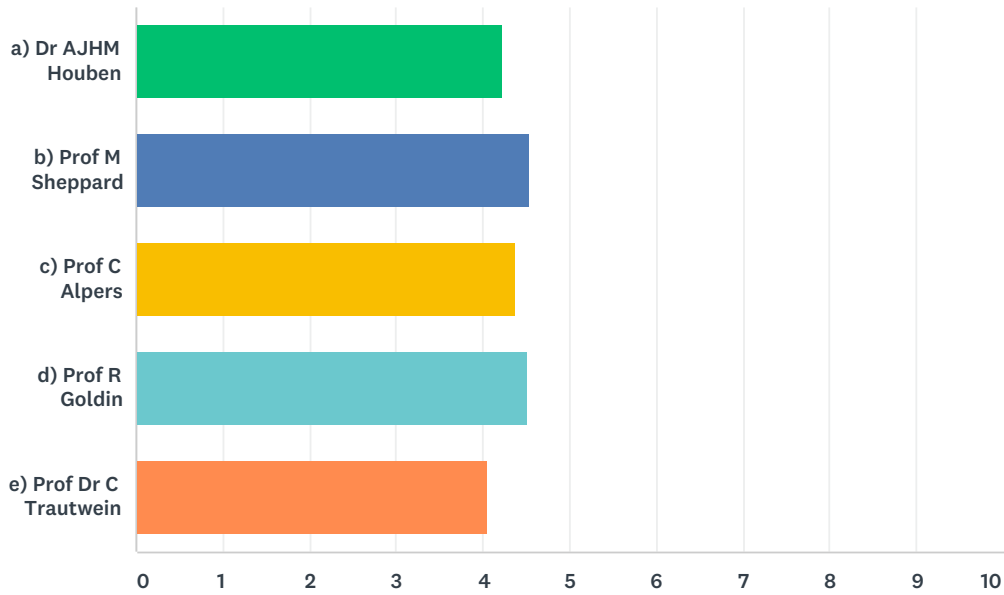


	1 (LOW)	2	3	4	5 (HIGH)	TOTAL	WEIGHTED AVERAGE
a) Prof I Nagtegaal	1.89% 1	1.89% 1	24.53% 13	32.08% 17	39.62% 21	53	4.06
b) Prof P Quirke	0.00% 0	0.00% 0	21.15% 11	38.46% 20	40.38% 21	52	4.19
c) Prof A Lugli	0.00% 0	0.00% 0	28.57% 14	40.82% 20	30.61% 15	49	4.02
d) Prof NA Shepherd	0.00% 0	2.04% 1	16.33% 8	34.69% 17	46.94% 23	49	4.27
e) Prof Dr MJL Ligtenberg	0.00% 0	2.22% 1	26.67% 12	42.22% 19	28.89% 13	45	3.98

#	PLEASE USE THE SPACE BELOW TO COMMENT ON THE EDUCATIONAL CONTENT OF THESE SESSIONS	DATE
1	it was useful to compare the data presented to my eperience with the Belgian screening programme	7/25/2018 2:46 PM
2	N/a did not attend this session	7/20/2018 9:30 AM
3	interesting, but most of it was not new to me	7/3/2018 9:49 PM
4	Excellent presentations and valuable comparasions of screening programmes	6/26/2018 2:29 PM
5	Great update on early cancer. Lugli particularly good.	6/26/2018 6:36 AM
6	There were more talks than mentioned on this list.	6/20/2018 9:42 AM

Q7 Symposium: The Pathology of Obesity

Answered: 26 Skipped: 99

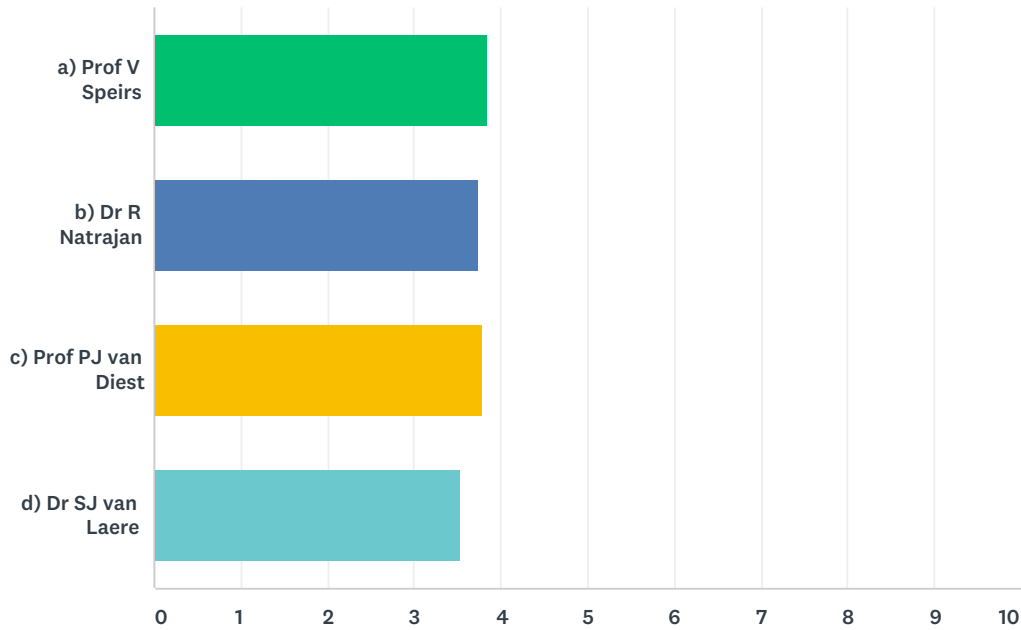


	1 (LOW)	2	3	4	5 (HIGH)	TOTAL	WEIGHTED AVERAGE
a) Dr AJHM Houben	0.00% 0	0.00% 0	23.08% 3	30.77% 4	46.15% 6	13	4.23
b) Prof M Sheppard	0.00% 0	0.00% 0	6.67% 1	33.33% 5	60.00% 9	15	4.53
c) Prof C Alpers	0.00% 0	0.00% 0	18.75% 3	25.00% 4	56.25% 9	16	4.38
d) Prof R Goldin	0.00% 0	0.00% 0	8.70% 2	30.43% 7	60.87% 14	23	4.52
e) Prof Dr C Trautwein	0.00% 0	4.76% 1	28.57% 6	23.81% 5	42.86% 9	21	4.05

#	PLEASE USE THE SPACE BELOW TO COMMENT ON THE EDUCATIONAL CONTENT OF THESE SESSIONS	DATE
1	N/a did not attend this session	7/20/2018 9:30 AM
2	Enjoyed Rob Goldin's excellent overview.	6/26/2018 6:36 AM

Q8 Symposium: Rare Breast Cancers – From Microscope to Molecule

Answered: 21 Skipped: 104

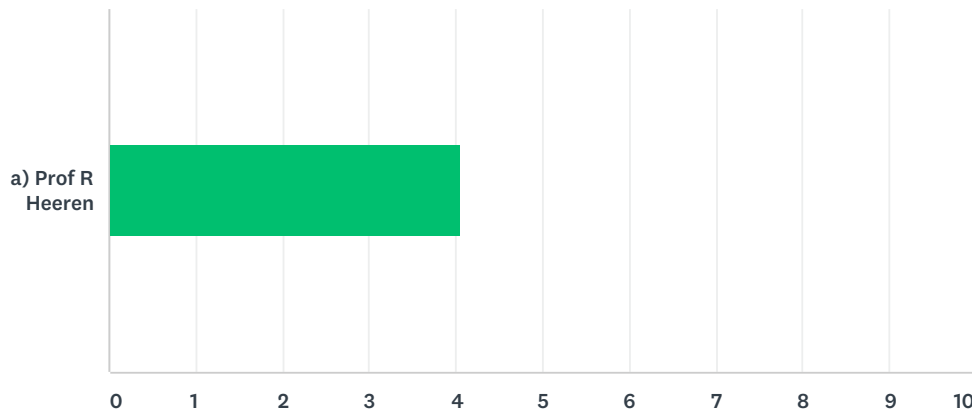


	1 (LOW)	2	3	4	5 (HIGH)	TOTAL	WEIGHTED AVERAGE
a) Prof V Speirs	0.00% 0	0.00% 0	35.00% 7	45.00% 9	20.00% 4	20	3.85
b) Dr R Natrajan	0.00% 0	0.00% 0	36.84% 7	52.63% 10	10.53% 2	19	3.74
c) Prof PJ van Diest	0.00% 0	0.00% 0	36.84% 7	47.37% 9	15.79% 3	19	3.79
d) Dr SJ van Laere	0.00% 0	5.26% 1	47.37% 9	36.84% 7	10.53% 2	19	3.53

#	PLEASE USE THE SPACE BELOW TO COMMENT ON THE EDUCATIONAL CONTENT OF THESE SESSIONS	DATE
1	N/a did not attend this session	7/20/2018 9:30 AM
2	Well organised useful session	6/26/2018 3:15 PM
3	Good updates on rare types of breast cancer from leading experts in the field	6/21/2018 8:56 AM

Q9 Public Lecture: Making Surgery More Precise – Seeing a Tumour Faster Than Ever Before

Answered: 60 Skipped: 65

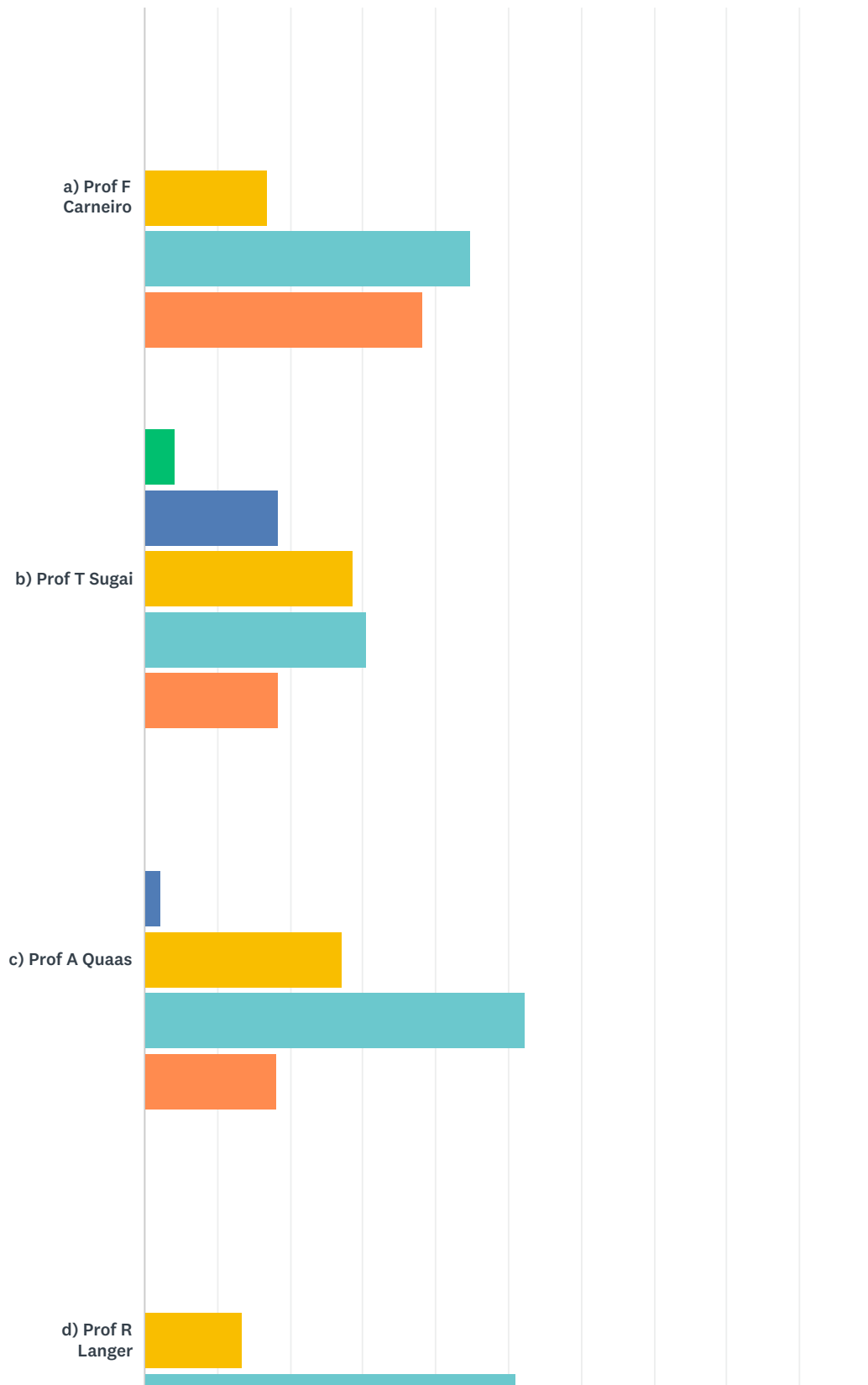


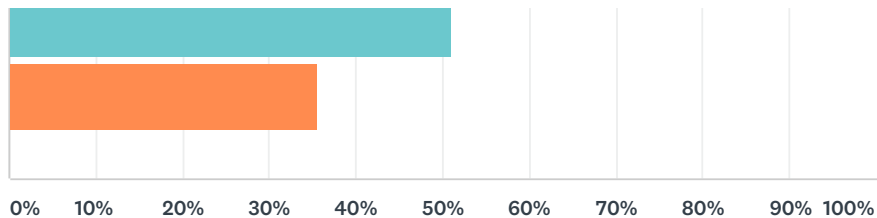
	1 (LOW)	2	3	4	5 (HIGH)	TOTAL	WEIGHTED AVERAGE
a) Prof R Heeren	0.00%	0.00%	28.33%	38.33%	33.33%	60	4.05
	0	0	17	23	20		

#	PLEASE USE THE SPACE BELOW TO COMMENT ON THE EDUCATIONAL CONTENT OF THIS SESSION	DATE
1	N/a did not attend this session	7/20/2018 9:30 AM
2	Good speaker but I'm not sure I believe all of it.	7/3/2018 9:49 PM
3	Most enteratining lecture, very informative, mass sprecto, gretaer presentation style	6/26/2018 2:29 PM
4	useful updates	6/25/2018 6:10 PM
5	Interesting but fast pace.	6/21/2018 8:56 AM

Q10 Symposium: Genotype or Phenotype – What Matters Most in Gastrointestinal Cancers?

Answered: 49 Skipped: 76





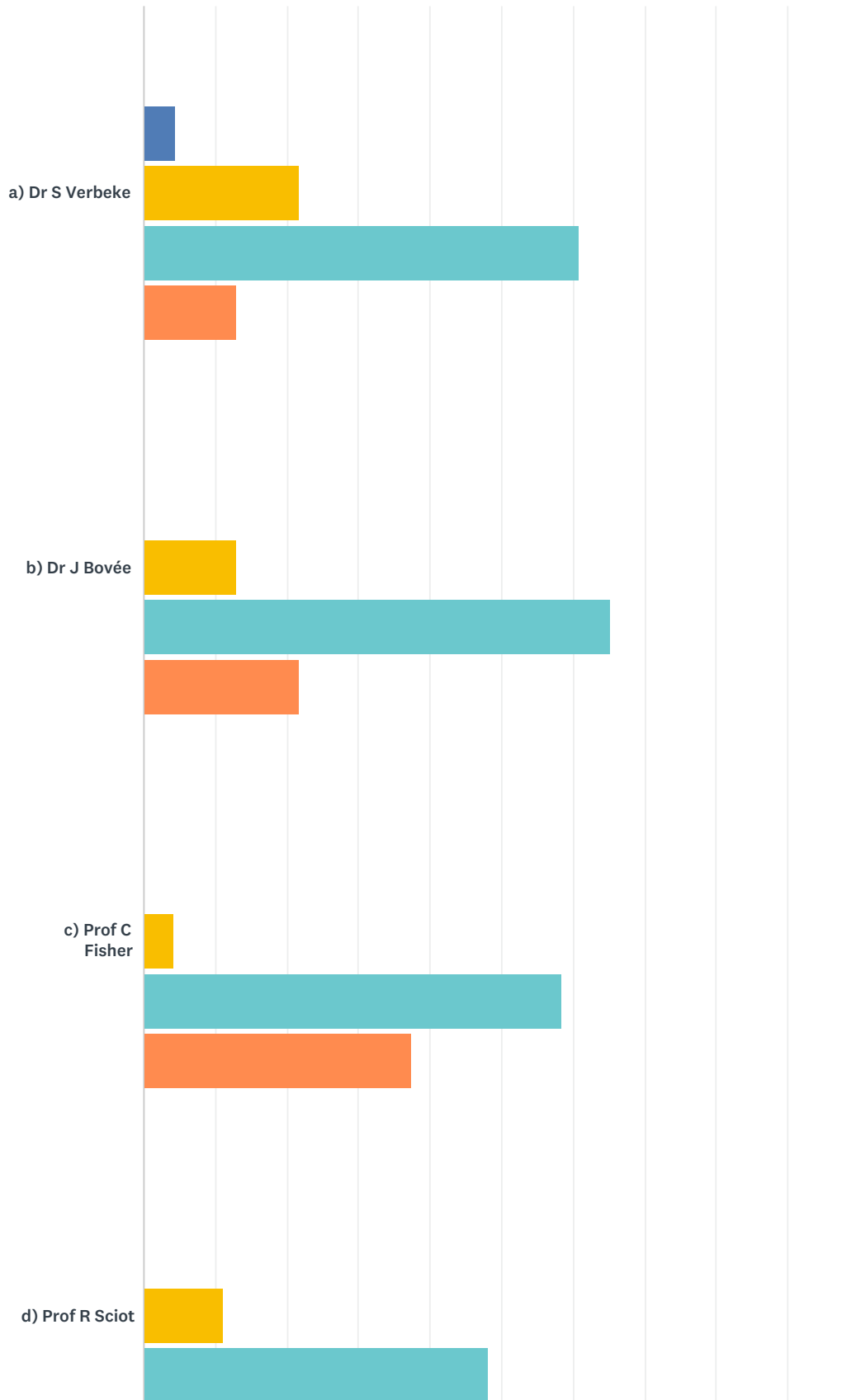
■ 1 (LOW)
 ■ 2
 ■ 3
 ■ 4
 ■ 5 (HIGH)

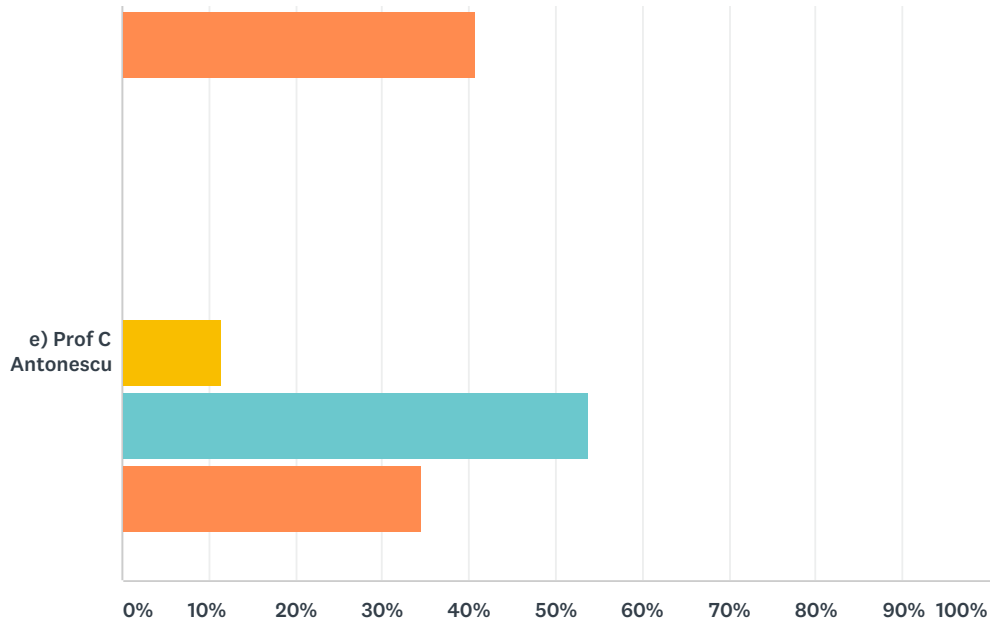
	1 (LOW)	2	3	4	5 (HIGH)	TOTAL
a) Prof F Carneiro	0.00% 0	0.00% 0	17.02% 8	44.68% 21	38.30% 18	47
b) Prof T Sugai	4.08% 2	18.37% 9	28.57% 14	30.61% 15	18.37% 9	49
c) Prof A Quaas	0.00% 0	2.27% 1	27.27% 12	52.27% 23	18.18% 8	44
d) Prof R Langer	0.00% 0	0.00% 0	13.33% 6	51.11% 23	35.56% 16	45

#	PLEASE USE THE SPACE BELOW TO COMMENT ON THE EDUCATIONAL CONTENT OF THESE SESSIONS	DATE
1	N/a did not attend this session	7/20/2018 9:30 AM
2	Sorry for prof Sugai but he was unintelligible	7/3/2018 9:54 PM
3	very well developed presentations	6/26/2018 2:32 PM
4	Fascinating insights into linkages and overlaps and how knowledge of either supports the other.	6/26/2018 6:40 AM

Q11 Symposium: On the Frontiers of Bone and Soft Tissue Tumours

Answered: 28 Skipped: 97





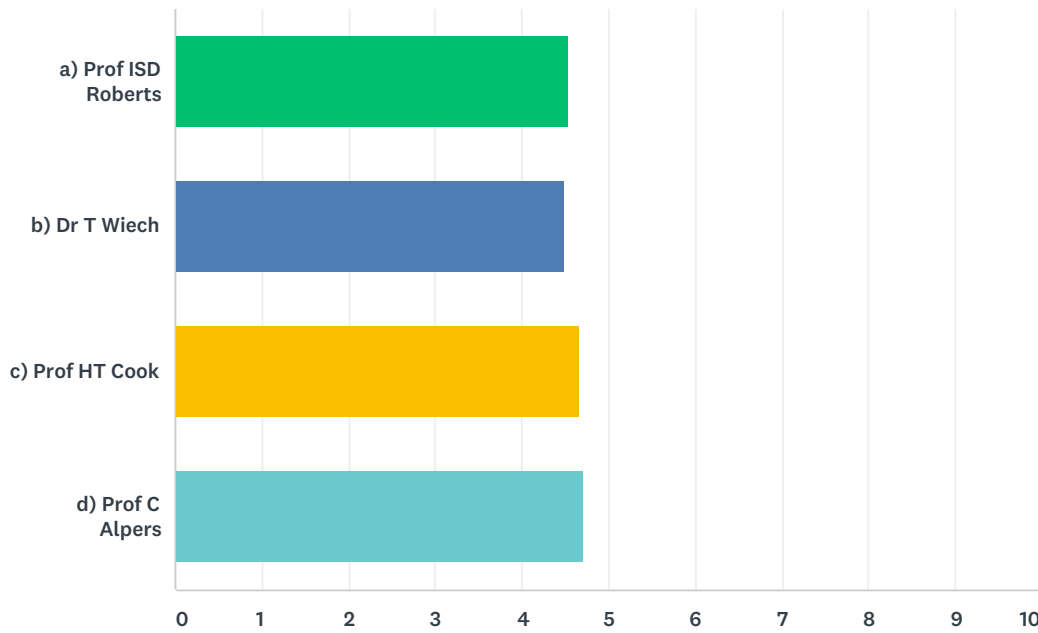
■ 1 (LOW)
 ■ 2
 ■ 3
 ■ 4
 ■ 5 (HIGH)

	1 (LOW)	2	3	4	5 (HIGH)	TOTAL
a) Dr S Verbeke	0.00% 0	4.35% 1	21.74% 5	60.87% 14	13.04% 3	23
b) Dr J Bovée	0.00% 0	0.00% 0	13.04% 3	65.22% 15	21.74% 5	23
c) Prof C Fisher	0.00% 0	0.00% 0	4.17% 1	58.33% 14	37.50% 9	24
d) Prof R Sciot	0.00% 0	0.00% 0	11.11% 3	48.15% 13	40.74% 11	27
e) Prof C Antonescu	0.00% 0	0.00% 0	11.54% 3	53.85% 14	34.62% 9	26

#	PLEASE USE THE SPACE BELOW TO COMMENT ON THE EDUCATIONAL CONTENT OF THESE SESSIONS	DATE
1	useful session, the data presented by the last speaker were a bit too advanced for my practice setting	7/25/2018 2:48 PM
2	N/a did not attend this session	7/20/2018 9:30 AM
3	excellent	6/26/2018 2:32 PM

Q12 Symposium: Renal Pathology – Thrombotic Microangiopathy: What Does the Renal Biopsy Add to Patient Management?

Answered: 21 Skipped: 104

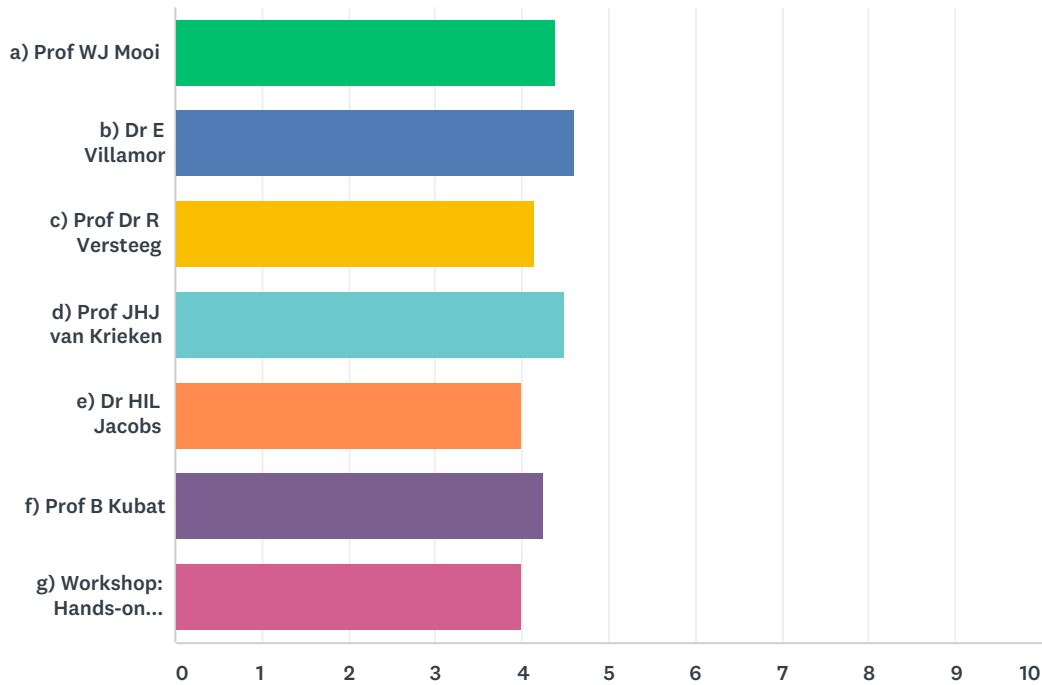


	1 (LOW)	2	3	4	5 (HIGH)	TOTAL	WEIGHTED AVERAGE
a) Prof ISD Roberts	0.00% 0	5.00% 1	0.00% 0	30.00% 6	65.00% 13	20	4.55
b) Dr T Wiech	0.00% 0	0.00% 0	0.00% 0	50.00% 10	50.00% 10	20	4.50
c) Prof HT Cook	0.00% 0	0.00% 0	0.00% 0	33.33% 7	66.67% 14	21	4.67
d) Prof C Alpers	0.00% 0	0.00% 0	0.00% 0	28.57% 6	71.43% 15	21	4.71

#	PLEASE USE THE SPACE BELOW TO COMMENT ON THE EDUCATIONAL CONTENT OF THESE SESSIONS	DATE
1	N/a did not attend this session	7/20/2018 9:30 AM
2	excellent	6/26/2018 5:41 PM

Q13 Undergraduate's Day: From Cradle to Grave

Answered: 8 Skipped: 117

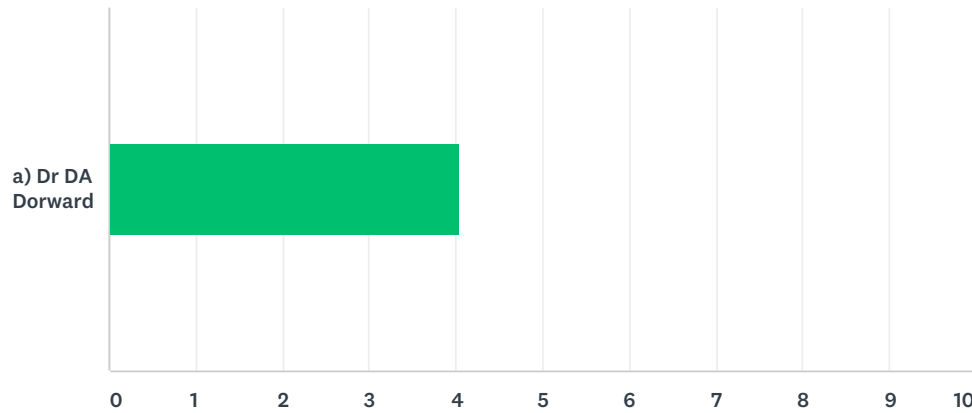


	1 (LOW)	2	3	4	5 (HIGH)	TOTAL	WEIGHTED AVERAGE
a) Prof WJ Mooi	0.00% 0	0.00% 0	20.00% 1	20.00% 1	60.00% 3	5	4.40
b) Dr E Villamor	0.00% 0	0.00% 0	0.00% 0	40.00% 2	60.00% 3	5	4.60
c) Prof Dr R Versteeg	0.00% 0	0.00% 0	28.57% 2	28.57% 2	42.86% 3	7	4.14
d) Prof JHJ van Krieken	0.00% 0	0.00% 0	25.00% 1	0.00% 0	75.00% 3	4	4.50
e) Dr HIL Jacobs	0.00% 0	0.00% 0	33.33% 1	33.33% 1	33.33% 1	3	4.00
f) Prof B Kubat	0.00% 0	0.00% 0	25.00% 1	25.00% 1	50.00% 2	4	4.25
g) Workshop: Hands-on Forensic Pathology / Dr BGH Latten	0.00% 0	33.33% 1	0.00% 0	0.00% 0	66.67% 2	3	4.00

#	PLEASE USE THE SPACE BELOW TO COMMENT ON THE EDUCATIONAL CONTENT OF THESE SESSIONS	DATE
1	N/a did not attend this session	7/20/2018 9:30 AM
2	The talks delivered by the undergraduates were of exceptionally high quality and very well delivered.	6/21/2018 8:58 AM

Q14 Pathological Society Sir N Wright Lecture: Exploring Neutrophil Function to Delineate Novel Treatments in Acute Respiratory Distress Syndrome

Answered: 55 Skipped: 70

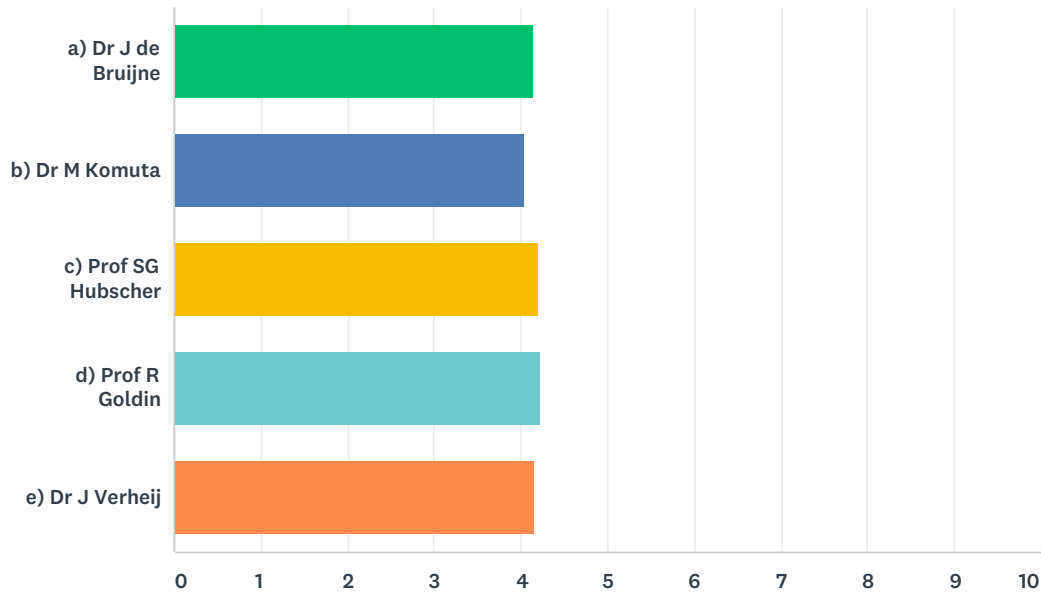


	1 (LOW)	2	3	4	5 (HIGH)	TOTAL	WEIGHTED AVERAGE
a) Dr DA Dorward	0.00%	5.45%	20.00%	40.00%	34.55%	55	4.04
	0	3	11	22	19		

#	PLEASE USE THE SPACE BELOW TO COMMENT ON THE EDUCATIONAL CONTENT OF THIS SESSION	DATE
1	N/a did not attend this session	7/20/2018 9:30 AM
2	Good speaker and an interesting subject for a post mortem pathologist.	7/3/2018 9:54 PM
3	Outstanding speaker.	6/26/2018 3:57 PM
4	Fantastic research	6/26/2018 2:32 PM
5	Amazing techniques and methodologies	6/26/2018 6:40 AM
6	The topic is not very interesting to most	6/20/2018 4:18 PM

Q15 Symposium: New Perspectives on Biliary Tract Disease

Answered: 35 Skipped: 90

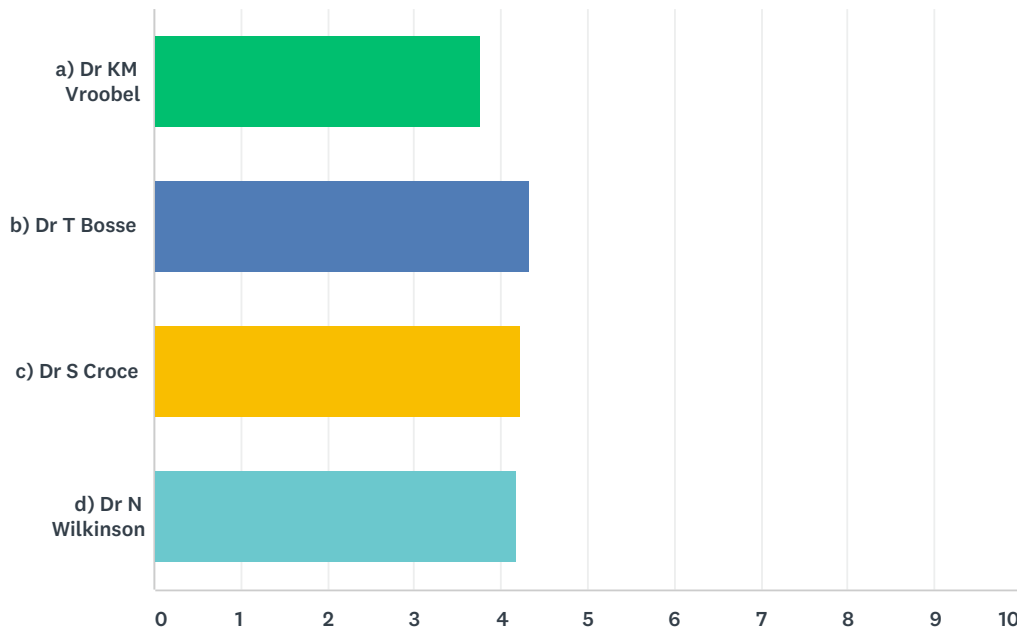


	1 (LOW)	2	3	4	5 (HIGH)	TOTAL	WEIGHTED AVERAGE
a) Dr J de Bruijne	0.00% 0	0.00% 0	9.09% 3	66.67% 22	24.24% 8	33	4.15
b) Dr M Komuta	0.00% 0	3.03% 1	15.15% 5	57.58% 19	24.24% 8	33	4.03
c) Prof SG Hubscher	0.00% 0	0.00% 0	17.65% 6	44.12% 15	38.24% 13	34	4.21
d) Prof R Goldin	0.00% 0	0.00% 0	16.13% 5	45.16% 14	38.71% 12	31	4.23
e) Dr J Verheij	0.00% 0	0.00% 0	13.33% 4	56.67% 17	30.00% 9	30	4.17

#	PLEASE USE THE SPACE BELOW TO COMMENT ON THE EDUCATIONAL CONTENT OF THESE SESSIONS	DATE
1	nice updates with a focus on diagnostic pathology	7/25/2018 2:48 PM
2	N/a did not attend this session	7/20/2018 9:30 AM
3	Great clinically oriented session with very good practical messages. Stefan and Rob superb as always.	6/26/2018 6:40 AM

Q16 Symposium: Current Issues in Uterine Pathology for the Diagnostic Histopathologist

Answered: 42 Skipped: 83

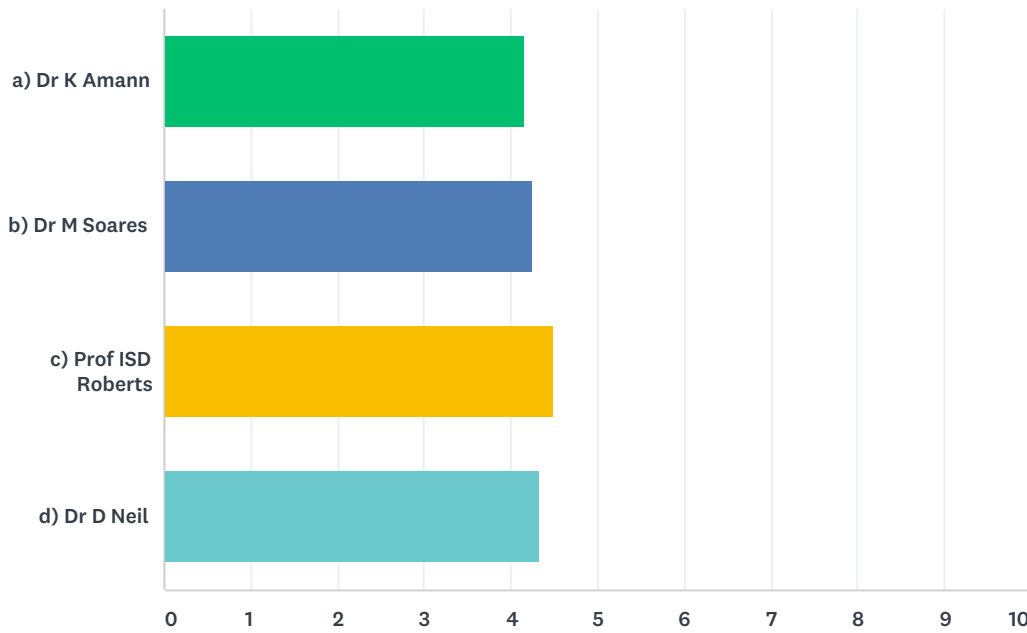


	1 (LOW)	2	3	4	5 (HIGH)	TOTAL	WEIGHTED AVERAGE
a) Dr KM Vroobel	2.70% 1	5.41% 2	27.03% 10	43.24% 16	21.62% 8	37	3.76
b) Dr T Bosse	0.00% 0	0.00% 0	10.26% 4	46.15% 18	43.59% 17	39	4.33
c) Dr S Croce	0.00% 0	0.00% 0	15.38% 6	46.15% 18	38.46% 15	39	4.23
d) Dr N Wilkinson	0.00% 0	2.56% 1	15.38% 6	43.59% 17	38.46% 15	39	4.18

#	PLEASE USE THE SPACE BELOW TO COMMENT ON THE EDUCATIONAL CONTENT OF THESE SESSIONS	DATE
1	N/a did not attend this session	7/20/2018 9:30 AM
2	Vroobel was disappointing, this should have been an undergraduates lecture, the moment it became interesting she stopped.	7/3/2018 9:54 PM
3	With the exception of T.Bosse, this session didn't didn't discuss many current issues. Disappointing.	7/1/2018 4:44 PM
4	Very practical and useful for the jobbing Pathologist	6/26/2018 2:32 PM

Q17 Symposium: Renal Pathology – Macrophage Quantification in Glomerulonephritis: Should it be Routine Practice?

Answered: 20 Skipped: 105

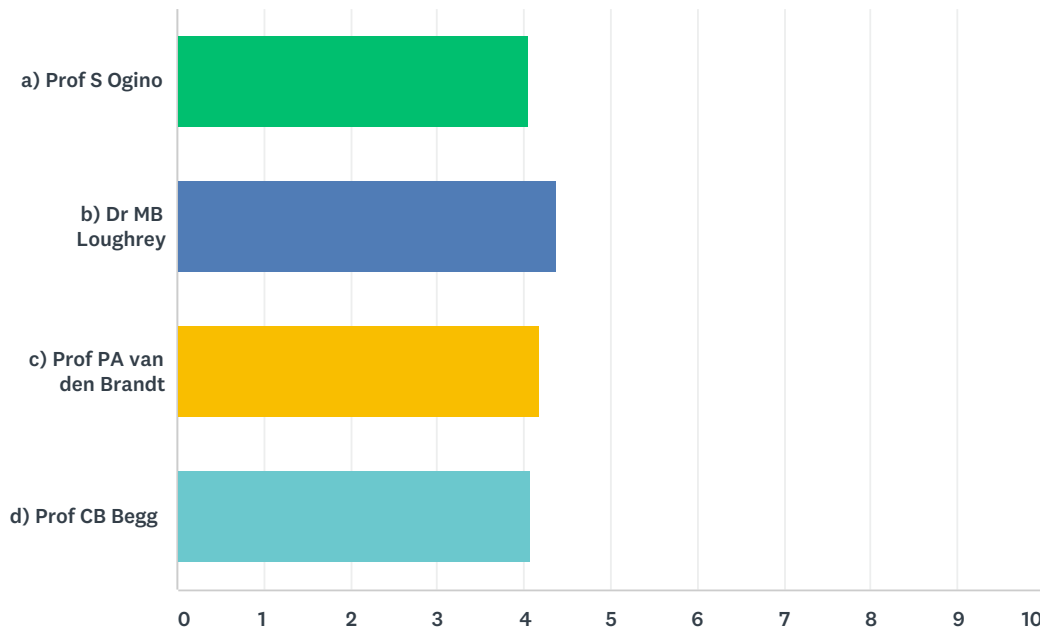


	1 (LOW)	2	3	4	5 (HIGH)	TOTAL	WEIGHTED AVERAGE
a) Dr K Amann	0.00% 0	0.00% 0	21.05% 4	42.11% 8	36.84% 7	19	4.16
b) Dr M Soares	0.00% 0	0.00% 0	20.00% 4	35.00% 7	45.00% 9	20	4.25
c) Prof ISD Roberts	0.00% 0	0.00% 0	5.56% 1	38.89% 7	55.56% 10	18	4.50
d) Dr D Neil	0.00% 0	0.00% 0	11.11% 2	44.44% 8	44.44% 8	18	4.33

#	PLEASE USE THE SPACE BELOW TO COMMENT ON THE EDUCATIONAL CONTENT OF THESE SESSIONS	DATE
1	N/a did not attend this session	7/20/2018 9:30 AM
2	Useful updates	6/25/2018 6:15 PM

Q18 Symposium: Molecular Pathological Epidemiology (MPE): Integrative Big-Data Population-Pathobiology

Answered: 17 Skipped: 108

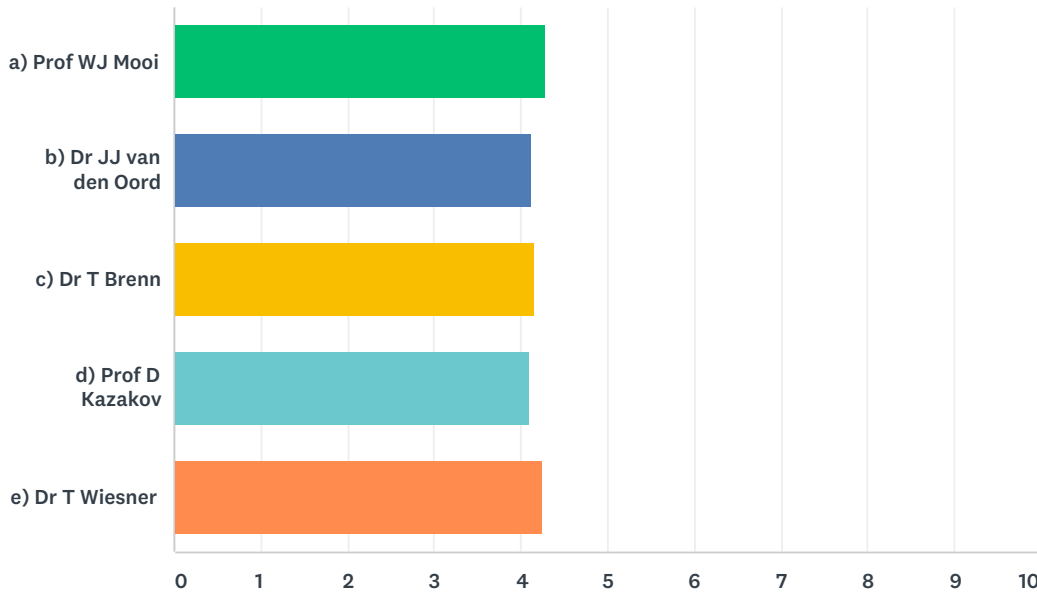


	1 (LOW)	2	3	4	5 (HIGH)	TOTAL	WEIGHTED AVERAGE
a) Prof S Ogino	0.00% 0	6.25% 1	12.50% 2	50.00% 8	31.25% 5	16	4.06
b) Dr MB Loughrey	0.00% 0	0.00% 0	6.25% 1	50.00% 8	43.75% 7	16	4.38
c) Prof PA van den Brandt	0.00% 0	0.00% 0	11.76% 2	58.82% 10	29.41% 5	17	4.18
d) Prof CB Begg	0.00% 0	0.00% 0	21.43% 3	50.00% 7	28.57% 4	14	4.07

#	PLEASE USE THE SPACE BELOW TO COMMENT ON THE EDUCATIONAL CONTENT OF THESE SESSIONS	DATE
1	N/a did not attend this session	7/20/2018 9:30 AM
2	NA	7/8/2018 9:43 PM
3	Amazing session with incredible opportunities for the future in several cancers presented	6/26/2018 6:42 AM

Q19 Symposium: Dermatopathology

Answered: 31 Skipped: 94

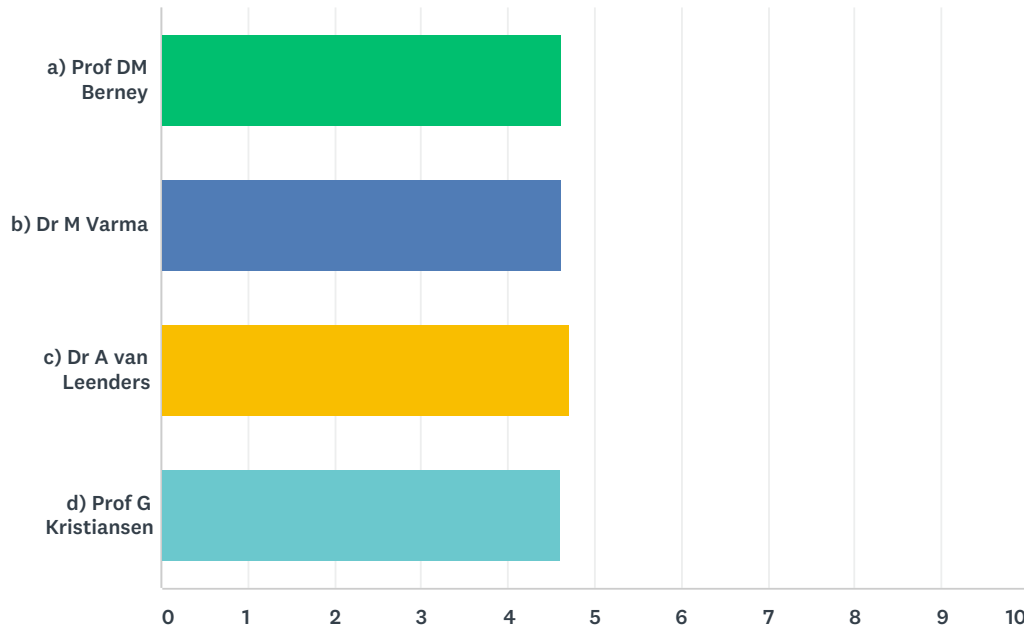


	1 (LOW)	2	3	4	5 (HIGH)	TOTAL	WEIGHTED AVERAGE
a) Prof WJ Mooi	0.00% 0	0.00% 0	8.00% 2	56.00% 14	36.00% 9	25	4.28
b) Dr JJ van den Oord	0.00% 0	3.85% 1	15.38% 4	46.15% 12	34.62% 9	26	4.12
c) Dr T Brenn	0.00% 0	0.00% 0	20.00% 5	44.00% 11	36.00% 9	25	4.16
d) Prof D Kazakov	0.00% 0	0.00% 0	25.93% 7	37.04% 10	37.04% 10	27	4.11
e) Dr T Wiesner	0.00% 0	0.00% 0	4.00% 1	68.00% 17	28.00% 7	25	4.24

#	PLEASE USE THE SPACE BELOW TO COMMENT ON THE EDUCATIONAL CONTENT OF THESE SESSIONS	DATE
1	N/a did not attend this session	7/20/2018 9:30 AM
2	Na	7/8/2018 9:43 PM
3	It is good to have a dermatopathology symposium at this Rcpath as that wasn't the case in previous meetings.	6/26/2018 4:29 PM
4	succinct and excellent presentationa	6/26/2018 2:34 PM
5	On the whole the best session for diagnostic pathologists as lots of practical points and diagnostic knowledge were discussed, relevant to the routine diagnostic work	6/21/2018 12:27 PM

Q20 Symposium: An Update on the Pathology of Prostate Cancer

Answered: 30 Skipped: 95

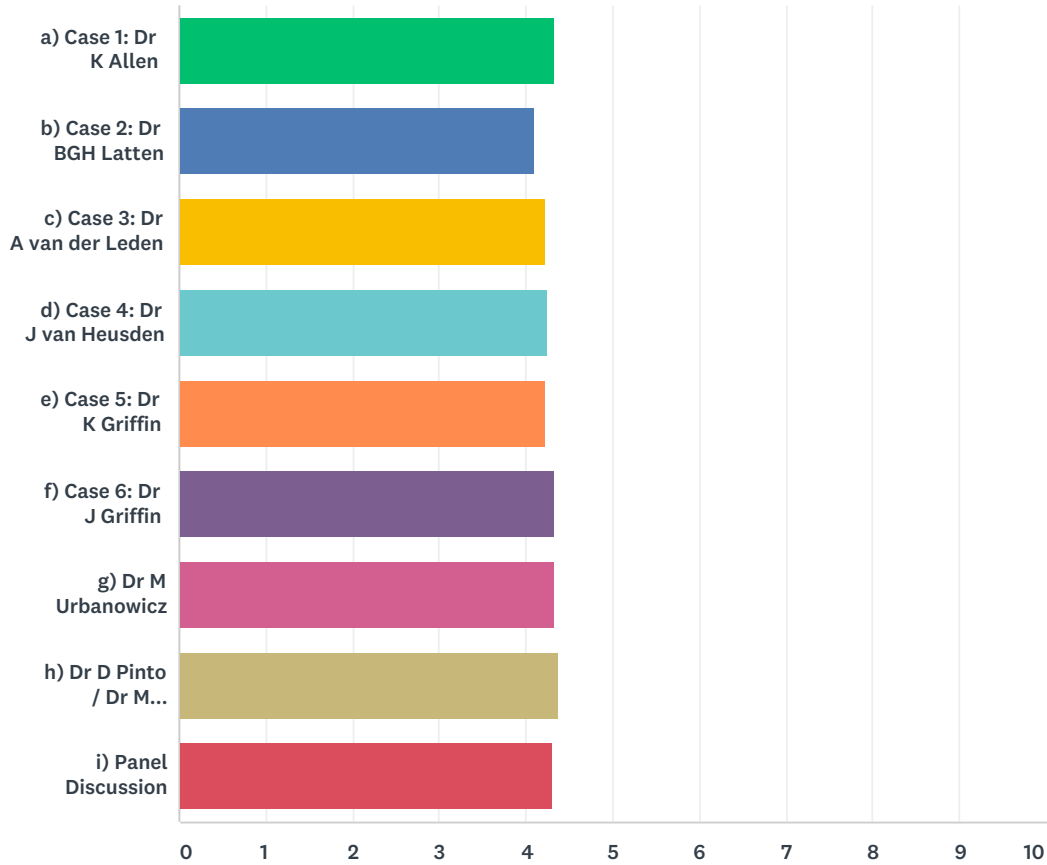


	1 (LOW)	2	3	4	5 (HIGH)	TOTAL	WEIGHTED AVERAGE
a) Prof DM Berney	0.00% 0	0.00% 0	0.00% 0	37.50% 9	62.50% 15	24	4.63
b) Dr M Varma	0.00% 0	0.00% 0	0.00% 0	37.50% 9	62.50% 15	24	4.63
c) Dr A van Leenders	0.00% 0	0.00% 0	0.00% 0	29.63% 8	70.37% 19	27	4.70
d) Prof G Kristiansen	0.00% 0	0.00% 0	7.14% 2	25.00% 7	67.86% 19	28	4.61

#	PLEASE USE THE SPACE BELOW TO COMMENT ON THE EDUCATIONAL CONTENT OF THESE SESSIONS	DATE
1	excellent	7/23/2018 6:54 AM
2	N/a did not attend this session	7/20/2018 9:30 AM
3	NA	7/8/2018 9:43 PM
4	Unfortunately had to balance presetaions against parallal session	6/26/2018 2:34 PM
5	Useful updates but it was NOT possible to attend all the talks for the skin and prostate	6/25/2018 6:16 PM

Q21 Trainees' Session

Answered: 12 Skipped: 113

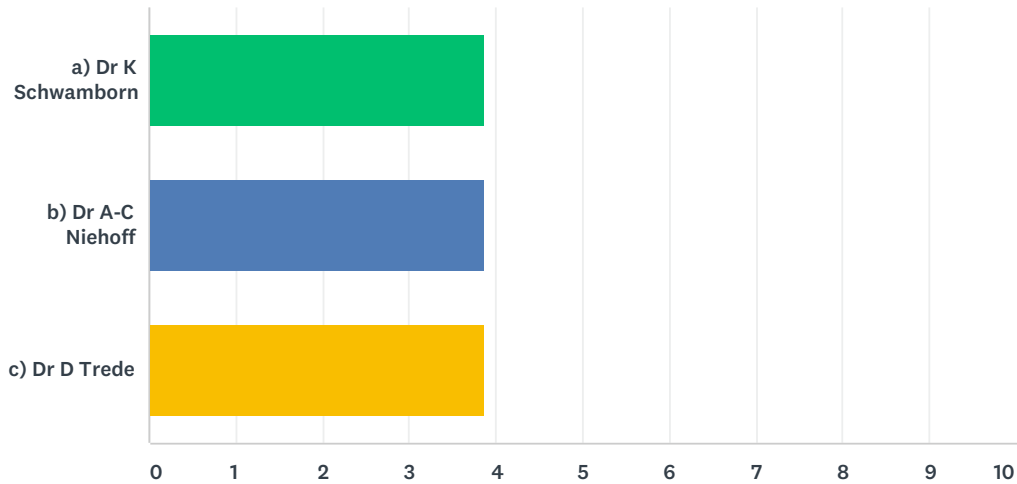


	1 (LOW)	2	3	4	5 (HIGH)	TOTAL	WEIGHTED AVERAGE
a) Case 1: Dr K Allen	0.00% 0	0.00% 0	0.00% 0	66.67% 6	33.33% 3	9	4.33
b) Case 2: Dr BGH Latten	0.00% 0	0.00% 0	11.11% 1	66.67% 6	22.22% 2	9	4.11
c) Case 3: Dr A van der Leden	0.00% 0	0.00% 0	0.00% 0	77.78% 7	22.22% 2	9	4.22
d) Case 4: Dr J van Heusden	0.00% 0	0.00% 0	0.00% 0	75.00% 6	25.00% 2	8	4.25
e) Case 5: Dr K Griffin	0.00% 0	0.00% 0	0.00% 0	77.78% 7	22.22% 2	9	4.22
f) Case 6: Dr J Griffin	0.00% 0	0.00% 0	0.00% 0	66.67% 6	33.33% 3	9	4.33
g) Dr M Urbanowicz	0.00% 0	0.00% 0	0.00% 0	66.67% 4	33.33% 2	6	4.33
h) Dr D Pinto / Dr M Urbanowicz	0.00% 0	0.00% 0	0.00% 0	62.50% 5	37.50% 3	8	4.38
i) Panel Discussion	0.00% 0	10.00% 1	0.00% 0	40.00% 4	50.00% 5	10	4.30

#	PLEASE USE THE SPACE BELOW TO COMMENT ON THE EDUCATIONAL CONTENT OF THESE SESSIONS	DATE
1	N/a did not attend this session	7/20/2018 9:30 AM
2	NA	7/8/2018 9:43 PM
3	Nice cases with a nice discussion. And good to have a discussion with experts about the unification of Europe.	6/28/2018 10:30 AM

Q22 Symposium: Mass Spectrometry Imaging – Possibilities in Pathology

Answered: 17 Skipped: 108

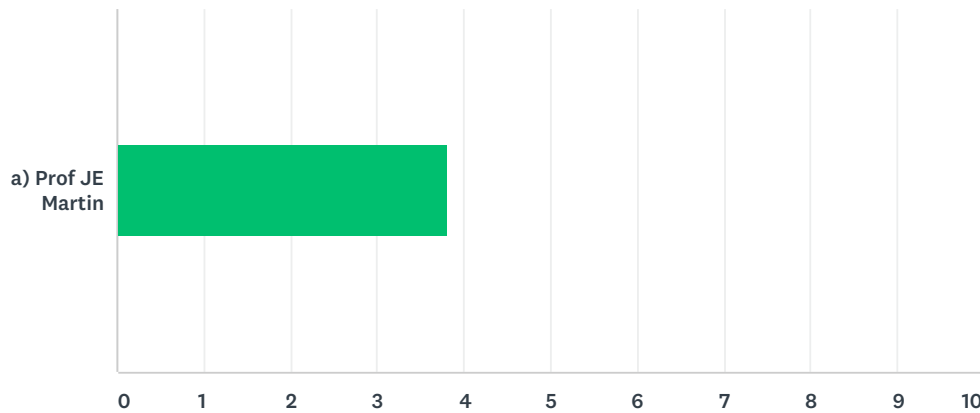


	1 (LOW)	2	3	4	5 (HIGH)	TOTAL	WEIGHTED AVERAGE
a) Dr K Schwamborn	0.00% 0	5.88% 1	23.53% 4	47.06% 8	23.53% 4	17	3.88
b) Dr A-C Niehoff	0.00% 0	0.00% 0	31.25% 5	50.00% 8	18.75% 3	16	3.88
c) Dr D Trede	0.00% 0	0.00% 0	31.25% 5	50.00% 8	18.75% 3	16	3.88

#	PLEASE USE THE SPACE BELOW TO COMMENT ON THE EDUCATIONAL CONTENT OF THESE SESSIONS	DATE
1	N/a did not attend this session	7/20/2018 9:30 AM

Q23 The Pathological Society of Great Britain & Ireland Doniach Lecture: Discovery Pathology and New Approaches to Treatment

Answered: 36 Skipped: 89

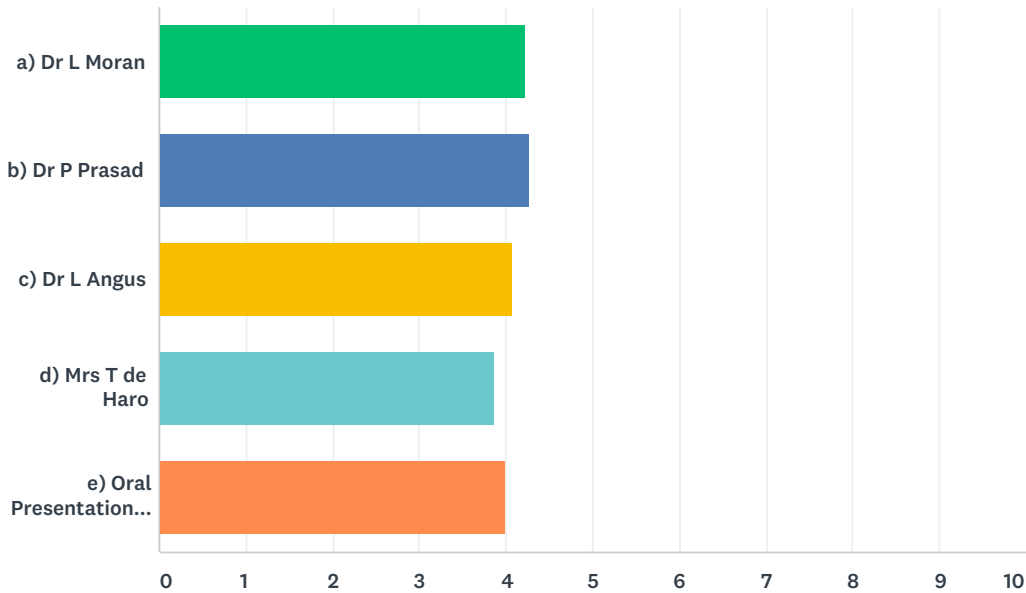


	1 (LOW)	2	3	4	5 (HIGH)	TOTAL	WEIGHTED AVERAGE
a) Prof JE Martin	0.00%	8.33%	27.78%	38.89%	25.00%	36	3.81
	0	3	10	14	9		

#	PLEASE USE THE SPACE BELOW TO COMMENT ON THE EDUCATIONAL CONTENT OF THIS SESSION	DATE
1	N/a did not attend this session	7/20/2018 9:30 AM
2	NA	7/8/2018 9:43 PM
3	It was NOT possible to attend all thr talks because of the overlap	6/25/2018 6:16 PM

Q24 Morning Session

Answered: 14 Skipped: 111

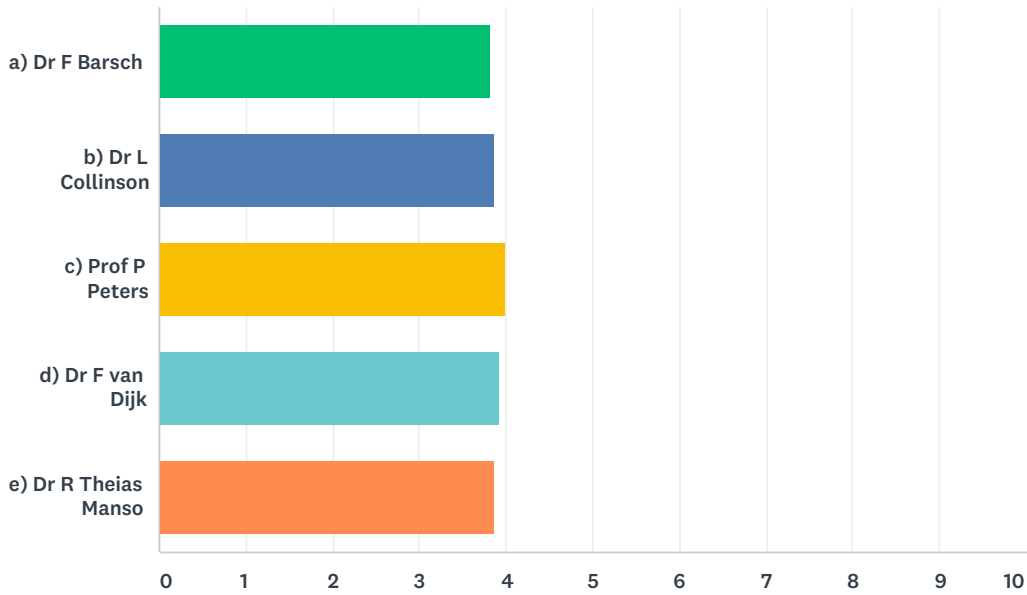


	1 (LOW)	2	3	4	5 (HIGH)	TOTAL	WEIGHTED AVERAGE
a) Dr L Moran	0.00% 0	0.00% 0	30.77% 4	15.38% 2	53.85% 7	13	4.23
b) Dr P Prasad	0.00% 0	0.00% 0	18.18% 2	36.36% 4	45.45% 5	11	4.27
c) Dr L Angus	0.00% 0	0.00% 0	41.67% 5	8.33% 1	50.00% 6	12	4.08
d) Mrs T de Haro	0.00% 0	0.00% 0	35.71% 5	42.86% 6	21.43% 3	14	3.86
e) Oral Presentation / Dr NN van der Wel	0.00% 0	0.00% 0	33.33% 4	33.33% 4	33.33% 4	12	4.00

#	PLEASE USE THE SPACE BELOW TO COMMENT ON THE EDUCATIONAL CONTENT OF THESE SESSIONS	DATE
1	NA	7/8/2018 9:43 PM
2	Lovely informative presentations from very knowledgable speakers	6/26/2018 2:54 PM

Q25 Afternoon Session

Answered: 18 Skipped: 107

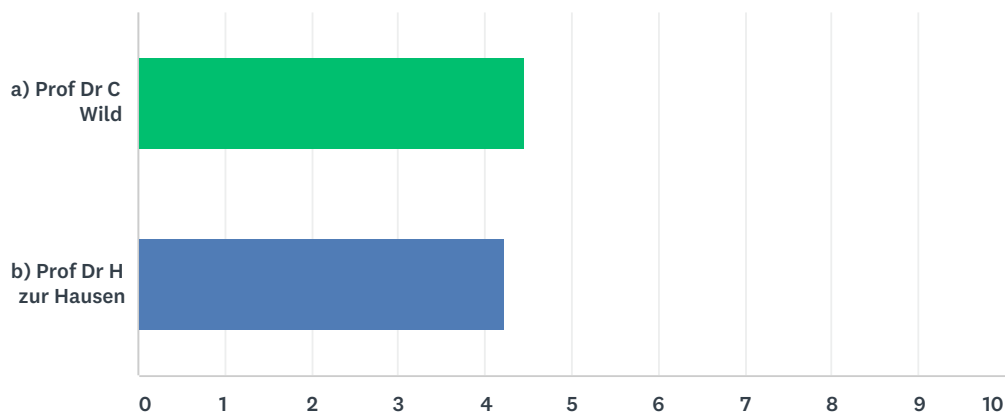


	1 (LOW)	2	3	4	5 (HIGH)	TOTAL	WEIGHTED AVERAGE
a) Dr F Barsch	0.00% 0	0.00% 0	41.18% 7	35.29% 6	23.53% 4	17	3.82
b) Dr L Collinson	0.00% 0	0.00% 0	37.50% 6	37.50% 6	25.00% 4	16	3.88
c) Prof P Peters	0.00% 0	0.00% 0	25.00% 4	50.00% 8	25.00% 4	16	4.00
d) Dr F van Dijk	0.00% 0	0.00% 0	25.00% 4	56.25% 9	18.75% 3	16	3.94
e) Dr R Theias Manso	0.00% 0	0.00% 0	37.50% 6	37.50% 6	25.00% 4	16	3.88

#	PLEASE USE THE SPACE BELOW TO COMMENT ON THE EDUCATIONAL CONTENT OF THESE SESSIONS	DATE
1	NA	7/8/2018 9:43 PM
2	Very informative lectures with lots of relevant content. Speakers all very knowledgeable	6/26/2018 2:54 PM

Q26 Epidemiology and Prevention

Answered: 28 Skipped: 97

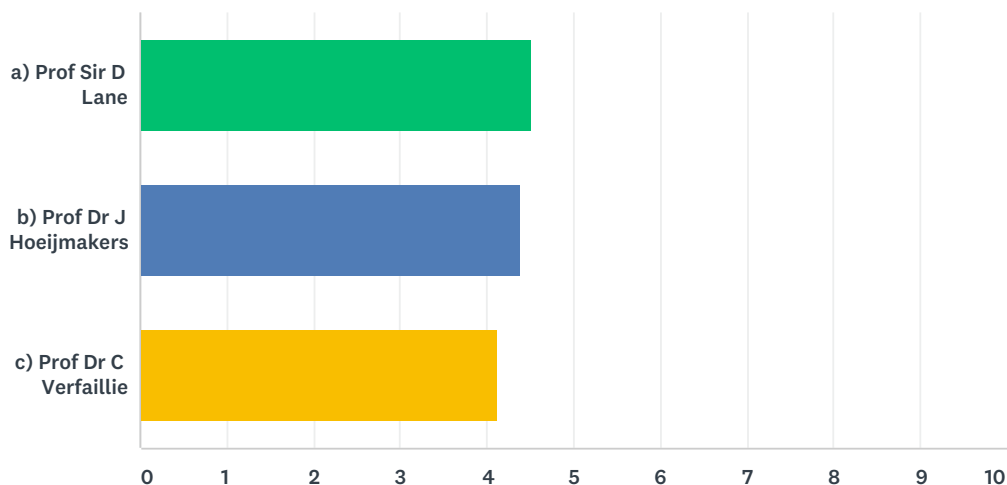


	1 (LOW)	2	3	4	5 (HIGH)	TOTAL	WEIGHTED AVERAGE
a) Prof Dr C Wild	0.00% 0	0.00% 0	10.71% 3	32.14% 9	57.14% 16	28	4.46
b) Prof Dr H zur Hausen	3.70% 1	0.00% 0	7.41% 2	48.15% 13	40.74% 11	27	4.22

#	PLEASE USE THE SPACE BELOW TO COMMENT ON THE EDUCATIONAL CONTENT OF THESE SESSIONS	DATE
1	N/a did not attend this session	7/20/2018 9:31 AM
2	NA	7/8/2018 9:43 PM

Q27 Oncogenesis and Cancer Biology

Answered: 26 Skipped: 99

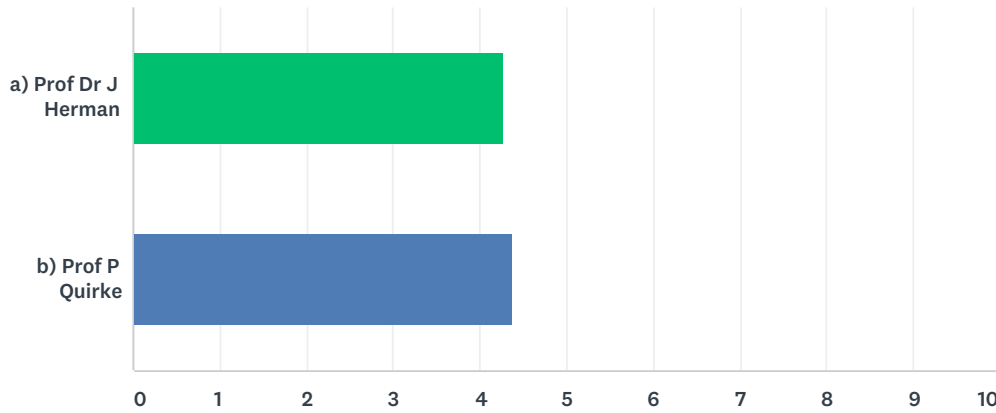


	1 (LOW)	2	3	4	5 (HIGH)	TOTAL	WEIGHTED AVERAGE
a) Prof Sir D Lane	0.00% 0	0.00% 0	12.00% 3	24.00% 6	64.00% 16	25	4.52
b) Prof Dr J Hoeijmakers	0.00% 0	4.00% 1	8.00% 2	32.00% 8	56.00% 14	25	4.40
c) Prof Dr C Verfaillie	0.00% 0	0.00% 0	20.00% 5	48.00% 12	32.00% 8	25	4.12

#	PLEASE USE THE SPACE BELOW TO COMMENT ON THE EDUCATIONAL CONTENT OF THESE SESSIONS	DATE
1	N/a did not attend this session	7/20/2018 9:31 AM
2	NA	7/8/2018 9:43 PM
3	really liked the content of the sessions but unfortunately speakers did not keep to their prescribed time	6/27/2018 7:21 AM
4	timing of the sessions was not good.	6/26/2018 2:33 PM

Q28 Cancer Diagnostics

Answered: 22 Skipped: 103

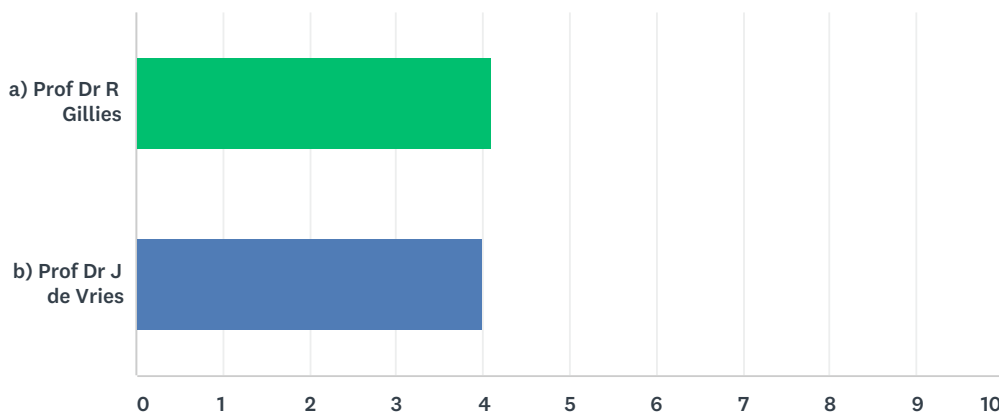


	1 (LOW)	2	3	4	5 (HIGH)	TOTAL	WEIGHTED AVERAGE
a) Prof Dr J Herman	0.00% 0	0.00% 0	22.73% 5	27.27% 6	50.00% 11	22	4.27
b) Prof P Quirke	0.00% 0	0.00% 0	19.05% 4	23.81% 5	57.14% 12	21	4.38

#	PLEASE USE THE SPACE BELOW TO COMMENT ON THE EDUCATIONAL CONTENT OF THESE SESSIONS	DATE
1	N/a did not attend this session	7/20/2018 9:31 AM
2	NA	7/8/2018 9:43 PM
3	timing of the sessions was not good.	6/26/2018 2:33 PM

Q29 Cancer Treatment

Answered: 19 Skipped: 106

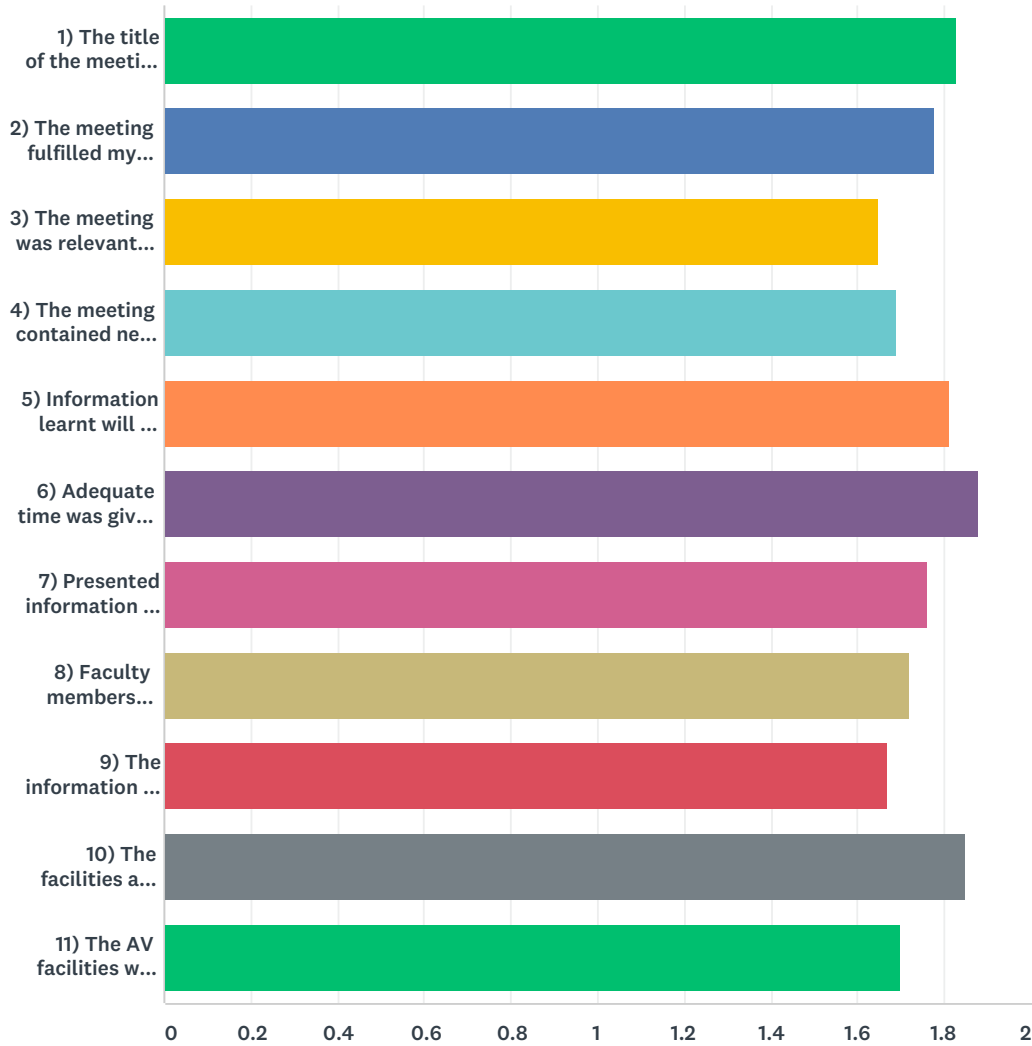


	1 (LOW)	2	3	4	5 (HIGH)	TOTAL	WEIGHTED AVERAGE
a) Prof Dr R Gillies	0.00% 0	0.00% 0	26.32% 5	36.84% 7	36.84% 7	19	4.11
b) Prof Dr J de Vries	0.00% 0	0.00% 0	27.78% 5	44.44% 8	27.78% 5	18	4.00

#	PLEASE USE THE SPACE BELOW TO COMMENT ON THE EDUCATIONAL CONTENT OF THESE SESSIONS	DATE
1	N/a did not attend this session	7/20/2018 9:31 AM
2	NA	7/8/2018 9:43 PM
3	timing of the sessions was not good.	6/26/2018 2:33 PM

Q30 Programme Evaluation

Answered: 120 Skipped: 5



	STRONGLY AGREE	AGREE	DISAGREE	STRONGLY DISAGREE	TOTAL	WEIGHTED AVERAGE
1) The title of the meeting interested me	22.50% 27	73.33% 88	2.50% 3	1.67% 2	120	1.83
2) The meeting fulfilled my educational goals and expected learning outcomes	29.17% 35	64.17% 77	5.83% 7	0.83% 1	120	1.78
3) The meeting was relevant to my Continuing Professional Development Needs	38.33% 46	59.17% 71	1.67% 2	0.83% 1	120	1.65
4) The meeting contained new ideas and materials	37.29% 44	57.63% 68	4.24% 5	0.85% 1	118	1.69
5) Information learnt will be implemented in my practice	25.42% 30	69.49% 82	4.24% 5	0.85% 1	118	1.81
6) Adequate time was given for question & answers and discussion	24.37% 29	64.71% 77	9.24% 11	1.68% 2	119	1.88

7) Presented information was well balanced and consistently supported by a valid scientific evidence base	26.05% 31	72.27% 86	0.84% 1	0.84% 1	119	1.76
8) Faculty members provided details of their potential conflict of interest with the sponsor(s) as a second slide of their presentation	36.75% 43	56.41% 66	5.13% 6	1.71% 2	117	1.72
9) The information was overall free of commercial and other bias	35.59% 42	62.71% 74	0.85% 1	0.85% 1	118	1.67
10) The facilities and catering arrangements met my requirements	30.51% 36	55.08% 65	13.56% 16	0.85% 1	118	1.85
11) The AV facilities were of high quality	35.59% 42	59.32% 70	4.24% 5	0.85% 1	118	1.70

Q31 What was the best aspect of the meeting?

Answered: 68 Skipped: 57

#	RESPONSES	DATE
1	relaxed atmosphere, meeting colleagues, up to date info applicable in daily practice	7/25/2018 2:59 PM
2	relaxed small groups	7/23/2018 6:57 AM
3	Meeting with colleagues in a similar fields, and comparing practices.	7/20/2018 9:34 AM
4	Scientific content, venue, catering, meeting old friends	7/17/2018 4:30 PM
5	colleagues	7/14/2018 10:08 AM
6	Contact with people	7/12/2018 1:41 PM
7	Wright lecture	7/11/2018 4:43 PM
8	Good symposia	7/11/2018 2:21 PM
9	Well organused	7/11/2018 12:27 PM
10	Diverse scientific programm. Good location. Not too much visitors.	7/11/2018 7:39 AM
11	quality of the speakers innovation	7/10/2018 3:16 PM
12	Uropathology sessions	7/6/2018 10:56 AM
13	Facilities and catering were very good. excellent mix of high quality science and diagnostic sessions	7/4/2018 10:59 AM
14	The plenary lectures were very good. Enough time to meet old and new friends and discuss the topics that had been presented.	7/3/2018 9:58 PM
15	some speakers	7/3/2018 6:47 PM
16	uropathology	7/2/2018 4:00 PM
17	meeting new people	7/2/2018 11:39 AM
18	good program with broad range of topics	7/2/2018 10:07 AM
19	the environment	7/1/2018 9:59 AM
20	High scientific quality	6/29/2018 12:33 PM
21	Most of the venue was very good, adequate space for poster presentations and time for viewing of posters, networking and discussions.	6/29/2018 10:36 AM
22	Presentation schedule was strictly followed	6/29/2018 8:36 AM
23	Very good networking opportunities with a good social programme	6/28/2018 6:52 PM
24	The faculty members who provided us with very valuable knowledge	6/28/2018 3:08 PM
25	Nice location in nice city.	6/28/2018 2:15 PM
26	Relevancy for daily practice and facilities	6/28/2018 9:09 AM
27	the programm	6/28/2018 8:36 AM
28	Content, debate, venue, food, warm welcome, friendly participants	6/28/2018 7:00 AM
29	To me the renal session and the panel discussion concerning the training programs was most worthwhile!	6/27/2018 1:22 PM
30	good and interesting lectures	6/26/2018 11:57 PM
31	Possibility of networking. Integration of oral presentations (selected abstracts) within the programme. Good venue.	6/26/2018 9:57 PM
32	Each session I attended was well balanced: state of the art and with scientific support	6/26/2018 8:55 PM

33	The mixture of diagnostic and academic approach to pathology	6/26/2018 7:49 PM
34	Content (very high standard of talks/research)	6/26/2018 5:52 PM
35	The excellent hepatobiliary talks.	6/26/2018 5:33 PM
36	Meeting other pathologists.	6/26/2018 5:13 PM
37	The early colorectal cancer symposium	6/26/2018 4:56 PM
38	Breadth of high quality speakers, industrial engagement	6/26/2018 3:59 PM
39	The undergraduate day and boat trip! Including oral presentation with main session. Having a plenary session of top 7 abstracts.	6/26/2018 3:30 PM
40	The meeting was well organised and accurate an unambiguous information was given	6/26/2018 3:15 PM
41	Well organized	6/26/2018 3:09 PM
42	Very good that the scientific papers for any given field led directly on from the talks by experts.	6/26/2018 3:08 PM
43	New venue for me	6/26/2018 3:08 PM
44	The meeting as a whole was very well organised and well put together. The lectures I attended were all very relevant and well presented.	6/26/2018 3:00 PM
45	well chosen topics	6/26/2018 2:57 PM
46	Scientific content and meeting colleagues for discussion	6/26/2018 2:44 PM
47	The very balanced nature of the speciality groups. would have attended more if in sequence and not in parallal - had to make decisions	6/26/2018 2:38 PM
48	very nicely put together, nice atmosphere	6/26/2018 2:37 PM
49	The industry sponsored lunchtime symposia were excellent and provided insight into what is emerging in pathology. The app was also excellent.	6/26/2018 1:27 PM
50	Great Dutch contribution Linkage of molecular to clinical practice	6/26/2018 6:54 AM
51	A wide variety of subjects covered by renowned speakers	6/25/2018 7:55 PM
52	Talks which are relevant to ever day hospital diagnostic histopathology	6/25/2018 6:28 PM
53	The venue	6/25/2018 5:30 PM
54	The topics, venue and food	6/25/2018 2:14 PM
55	Sessions were good and very useful	6/24/2018 8:20 AM
56	Very good sessions	6/24/2018 7:57 AM
57	Talks that were relevant to reporting practices	6/23/2018 6:05 PM
58	- for me: the presentations on colorectal neoplasia. - Maastricht was an excellent choice.	6/23/2018 11:38 AM
59	Variety of topics	6/23/2018 8:43 AM
60	The town was pleasant. The hotel was comfortable.	6/23/2018 8:15 AM
61	Decided to be a pathologist after this conference	6/22/2018 11:39 AM
62	The TEFAF sessions; more out of the box with excellent speakers!	6/22/2018 11:21 AM
63	Interaction Ans new topics	6/21/2018 8:20 PM
64	Dermatopathology session as it was practical and targeted the diagnostic pathologist	6/21/2018 12:35 PM
65	Speakers were on time	6/21/2018 11:57 AM
66	Scientific content and logistic aspects	6/21/2018 10:07 AM
67	A lovely venue.	6/21/2018 9:09 AM
68	Variety in clinically practical and also basic research. Also opportunity to network in the coffe breaks and lunch and social programme	6/20/2018 4:28 PM

Q32 What was the worst aspect of the meeting?

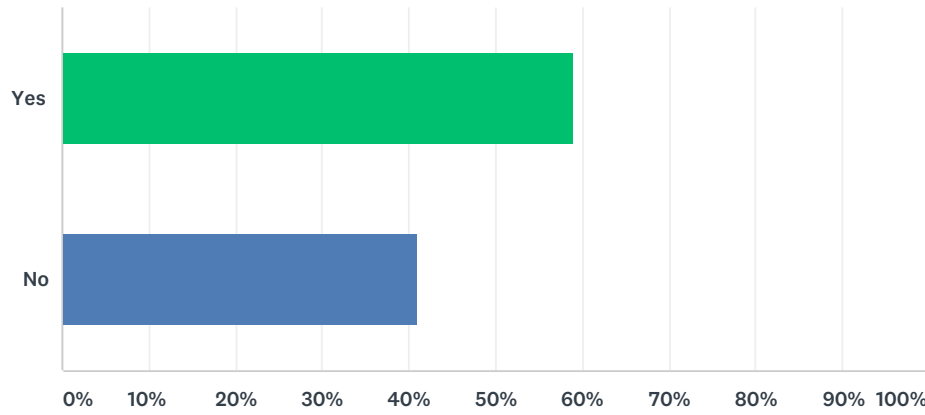
Answered: 62 Skipped: 63

#	RESPONSES	DATE
1	/	7/25/2018 2:59 PM
2	maastricht is a long way from amsterdam	7/23/2018 6:57 AM
3	The food.	7/20/2018 9:34 AM
4	Perhaps one should reconsider to many parallel sessions	7/17/2018 4:30 PM
5	food	7/14/2018 10:08 AM
6	-	7/11/2018 4:43 PM
7	Parallel sessions, interesting topics at the same time, impossible to attend	7/11/2018 2:21 PM
8	Location - Maastricht is nice but difficult to reach for a short trip	7/11/2018 12:27 PM
9	the quality of the coffee was rather poor	7/10/2018 3:16 PM
10	meeting was too packed. coffee breaks were taken up by poster rounds and lunch by industrial symposia. with the early starts and late finishes it was just too much. there needs to be a bit of down time within the breaks. also the 10 minute oral presentations were too short. with sessions over running there was no time for questions which was unfair on the presenters that stuck to an 8 minute talk	7/4/2018 10:59 AM
11	Some of the rooms were far to small, the big hall was far to big and the toilets were in the wrong place.	7/3/2018 9:58 PM
12	coffee	7/3/2018 6:47 PM
13	can't think of one!	7/2/2018 11:39 AM
14	sometimes the meeting rooms were too small.	7/2/2018 10:07 AM
15	Dermatopathology and prostate pathology on the same moment	7/1/2018 11:00 AM
16	it was so difficult to reach Maastricht as there is no direct flight from London.	7/1/2018 9:59 AM
17	Some of the smaller rooms were not ideal for the number of people wishing to attend e.g. in the later sarcoma sessions and were rather warm.	6/29/2018 10:36 AM
18	?	6/29/2018 8:36 AM
19	0830 starts	6/28/2018 6:52 PM
20	Food	6/28/2018 3:08 PM
21	The visit of museum was not well organized.	6/28/2018 2:15 PM
22	the congres center	6/28/2018 8:36 AM
23	Relative expense of attending	6/28/2018 7:00 AM
24	Not so much new informatieontsluiting for daily practice	6/27/2018 3:47 PM
25	-	6/27/2018 1:22 PM
26	Some speakers did not respect the allocated amount of time for their talk	6/26/2018 9:57 PM
27	Some of the for me interesting sessions overlapped: eg biliary pathology and gynaecopathology	6/26/2018 8:55 PM
28	tricky location to get to (but worth it!)	6/26/2018 5:52 PM
29	That interesting sessions were in parallel and I had to choose one.	6/26/2018 5:33 PM
30	Nothing terrible but I was surprised how many changes I had to make to get to the meeting.	6/26/2018 5:13 PM
31	Too little seating/space for the early colorectal cancer symposium	6/26/2018 4:56 PM

32	Venue too hot	6/26/2018 3:59 PM
33	Maastricht was not the easiest to get to. Plenary session and dinner were late. Should have been early on in the programme.	6/26/2018 3:30 PM
34	Lunch!!	6/26/2018 3:15 PM
35	The coffee ;)	6/26/2018 3:09 PM
36	Rather long lunch break on Thursday.	6/26/2018 3:08 PM
37	Travel time	6/26/2018 3:08 PM
38	The location. Whilst the conference centre was a very nice building, it was a very long journey to Maastricht from London (3 trains and a taxi). Perhaps somewhere closer to Brussels would be easier to reach	6/26/2018 3:00 PM
39	Location - required 3 or 4 trains to get there from UK and trains were late resulting in missed connections	6/26/2018 2:57 PM
40	Some AV glitches, especially showing video. Size of rooms not always appropriate for audience	6/26/2018 2:48 PM
41	Some of the breaks were too long	6/26/2018 2:44 PM
42	Crowded area for posters on way to toilets and the food area. Possibly not best for trade stands as DAKO was out of sight!	6/26/2018 2:38 PM
43	The layout of the programm was a bit strange.	6/26/2018 2:37 PM
44	The catering was not as good as other years/locations	6/26/2018 1:27 PM
45	Some A/V issues	6/26/2018 6:54 AM
46	A lot is squeezed into a relatively short period of time, which meant that several interesting symposia run in parallel, so some had to be missed, unfortunately.	6/25/2018 7:55 PM
47	A number of works which were of high quality research but NOT yet has practical application in diagnostic histopathology work in DGH	6/25/2018 6:28 PM
48	Paucity of topics with more practical issues, most of the topics were highly advanced reserach/molecular pathology related - perhaps this is the remit of Path Soc meetings.	6/25/2018 2:14 PM
49	Time was a bit limited for each session	6/24/2018 8:20 AM
50	Time for each session was a bit limited.	6/24/2018 7:57 AM
51	Some rooms were full while others almost empty. Would it be possible to ask delegates which sessions they are most likely to attend to match demand?	6/23/2018 6:05 PM
52	the venue seemed a bit too large for this meeting/the number of delegates.	6/23/2018 11:38 AM
53	Distance from airport.	6/23/2018 8:43 AM
54	It felt quite quiet and lacked a 'networking buzz'. There was v little new material on GI presented. There was standing room only for some talks because the Romans were v small. It might be a good idea for people to indicate in advance which talks they will attend in order to give sufficient room space.	6/23/2018 8:15 AM
55	N/a	6/22/2018 11:39 AM
56	The venue was not very attractive but practical	6/22/2018 11:21 AM
57	ICT	6/21/2018 8:20 PM
58	Too much emphasis on academic aspect of the pathology and too little about the diagnostic routine aspect of pathology	6/21/2018 12:35 PM
59	Catering with warm food would be better	6/21/2018 11:57 AM
60	None	6/21/2018 10:07 AM
61	Some speakers ignored chairs warnings not to over run which led to no time for questions. Some sessions would have benefited from larger rooms as either half empty or overflowing. No plates for food at lunchtime and hard to make tea juggling sandwiches etc with a screw top jar for tea bags and a thin paper cup full of hot water.	6/21/2018 9:09 AM
62	The food wasnt of a high standard.	6/20/2018 4:28 PM

Q33 Did you download the meeting app?

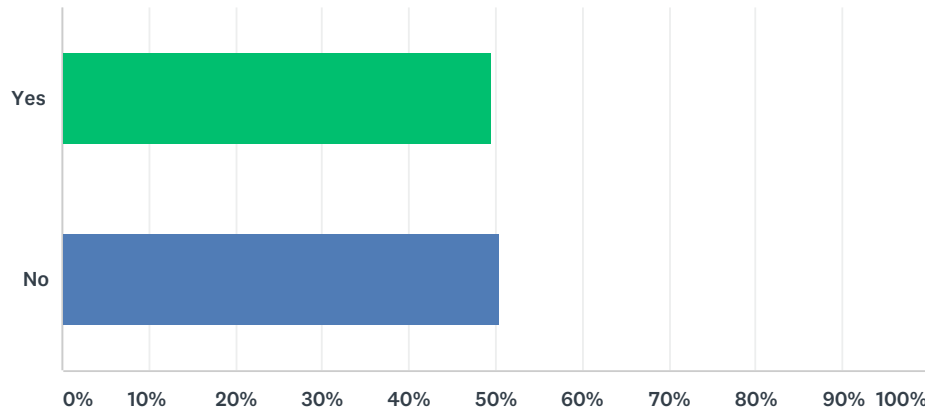
Answered: 117 Skipped: 8



ANSWER CHOICES	RESPONSES	
Yes	58.97%	69
No	41.03%	48
Total Respondents: 117		

Q34 Did you use the app throughout the meeting?

Answered: 117 Skipped: 8



ANSWER CHOICES	RESPONSES	
Yes	49.57%	58
No	50.43%	59
Total Respondents: 117		

Q35 Which feature of the app was the most useful?

Answered: 49 Skipped: 76

#	RESPONSES	DATE
1	Having an overview in hands	7/17/2018 4:30 PM
2	-	7/14/2018 10:08 AM
3	programme	7/11/2018 4:43 PM
4	I tried to download the app but didn't succeed	7/11/2018 2:21 PM
5	programme	7/4/2018 10:59 AM
6	I didn't use it: too old	7/3/2018 9:58 PM
7	should have alternatives to the app eg USB	7/3/2018 2:15 AM
8	schedule	7/2/2018 4:00 PM
9	program	7/2/2018 10:07 AM
10	daily program	7/1/2018 9:59 AM
11	programme	6/29/2018 12:33 PM
12	N/A	6/29/2018 10:36 AM
13	agenda	6/28/2018 9:23 PM
14	programme, what's on now	6/28/2018 6:52 PM
15	my agenda	6/28/2018 3:08 PM
16	schedule	6/28/2018 2:15 PM
17	Making my own programme/agenda	6/28/2018 9:09 AM
18	consulting the programm	6/28/2018 8:36 AM
19	Reminders, ease of use	6/28/2018 7:00 AM
20	programme	6/27/2018 7:23 AM
21	my agenda	6/26/2018 11:57 PM
22	the programm	6/26/2018 8:55 PM
23	The detailed programme	6/26/2018 7:49 PM
24	Well designed and rapid response. A breakthrough meeting in this regard,	6/26/2018 5:52 PM
25	The full programme and reminders	6/26/2018 4:56 PM
26	What is on Now, ability to select your own agenda	6/26/2018 3:30 PM
27	Reminders	6/26/2018 3:15 PM
28	Could not download it for some reason, unfortunately	6/26/2018 3:08 PM
29	My schedule and notifications	6/26/2018 2:48 PM
30	NA	6/26/2018 2:44 PM
31	My agenda	6/26/2018 1:27 PM
32	Knowing what was happening at any one time	6/26/2018 6:54 AM
33	Agenda	6/25/2018 7:55 PM
34	There are practical difficulties for that purpose	6/25/2018 6:28 PM
35	The updates n media wall.also the ability to personalise the meeting..	6/25/2018 5:30 PM

36	I did not know there was an app!	6/25/2018 2:14 PM
37	the scientific program	6/25/2018 8:10 AM
38	To find where the sessions were taking place	6/24/2018 8:20 AM
39	Trying to find what was happening and where	6/24/2018 7:57 AM
40	Quick to see what was on.	6/23/2018 6:05 PM
41	Overall was good.	6/23/2018 8:43 AM
42	My agenda	6/23/2018 8:15 AM
43	Feedback	6/22/2018 11:39 AM
44	Whats on now	6/22/2018 11:21 AM
45	Programm	6/21/2018 8:20 PM
46	Whats on now	6/21/2018 4:49 PM
47	Programme	6/21/2018 12:35 PM
48	Program and automatic updates	6/21/2018 10:07 AM
49	Great idea. All info available at touch of button. Liked the info wall where updates could be posted.	6/21/2018 9:09 AM

Q36 Do you feel there is any feature missing from the app?

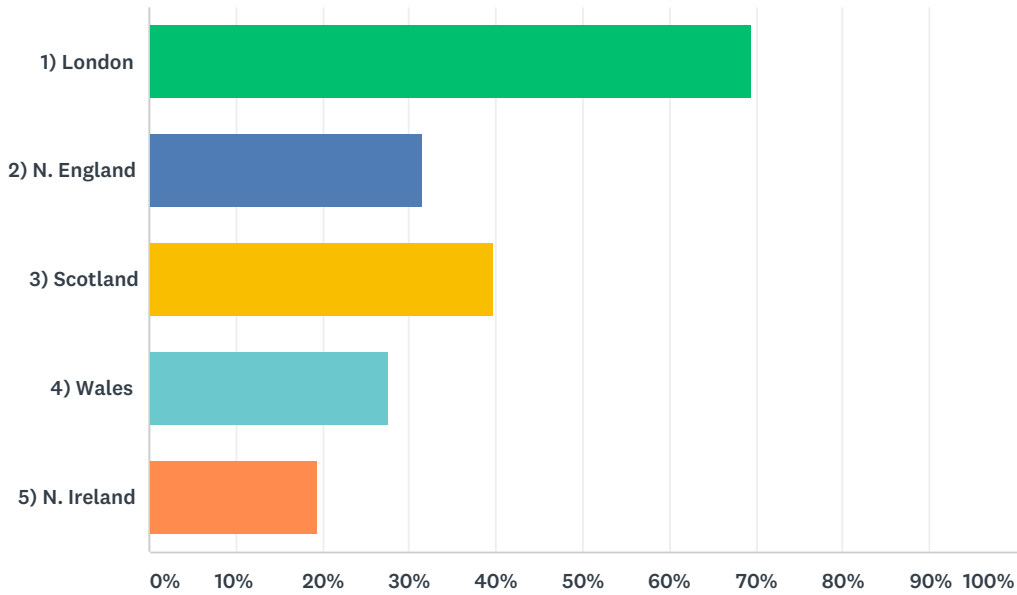
Answered: 40 Skipped: 85

#	RESPONSES	DATE
1	I'm 'old fashioned' and still like a printed programme...	7/25/2018 2:59 PM
2	NO	7/17/2018 4:30 PM
3	-	7/14/2018 10:08 AM
4	Overview. App is too detailed in information	7/8/2018 9:45 PM
5	my agenda	7/8/2018 2:59 PM
6	very frustrating to have to log back in each time and navigate to the programme	7/4/2018 10:59 AM
7	No	7/3/2018 9:58 PM
8	no	7/2/2018 4:00 PM
9	information on the CPD	7/2/2018 10:07 AM
10	no	7/1/2018 11:00 AM
11	no	7/1/2018 9:59 AM
12	no	6/29/2018 12:33 PM
13	N/A	6/29/2018 10:36 AM
14	it will be very beneficial if the lecture/notes were available at the time of the presentation or at least just after the day.	6/28/2018 3:08 PM
15	no	6/28/2018 2:15 PM
16	making fotograph in the notes	6/28/2018 9:09 AM
17	No	6/28/2018 8:36 AM
18	no	6/26/2018 11:57 PM
19	no, but searching for a specific abstract was cumbersome as you had to know his initials to be able to find him / her. Searching by surname was not possible.	6/26/2018 8:55 PM
20	No	6/26/2018 5:52 PM
21	No	6/26/2018 4:56 PM
22	To keep own notes in one file rather than have each comment separately. To be able to send questions and feedback live.	6/26/2018 3:30 PM
23	NA	6/26/2018 2:44 PM
24	No	6/26/2018 1:27 PM
25	NOT being down loaded please advise the procedure	6/25/2018 6:28 PM
26	Maybe you could also announce the results of prize winners on the app.	6/25/2018 5:30 PM
27	no	6/25/2018 8:10 AM
28	It would have been better if we could access the presentation and make notes in it when we attend the sessions	6/24/2018 8:20 AM
29	It would have been better if we could download the presentations beforehand so that we could make notes in the same when we attend the session	6/24/2018 7:57 AM
30	No	6/23/2018 6:05 PM
31	No.	6/23/2018 8:43 AM
32	No	6/23/2018 8:15 AM

33	Download presentations	6/22/2018 4:16 PM
34	No	6/22/2018 11:39 AM
35	Contact with other app users (message platform?)	6/22/2018 11:21 AM
36	Link to presentations	6/21/2018 8:20 PM
37	No	6/21/2018 4:49 PM
38	No	6/21/2018 10:07 AM
39	Seemed comprehensive to me	6/21/2018 9:09 AM
40	The app keeps closing if you dont look at it. It would be much better if you could keep the pages open of the session you are in. Also it should be possible to click on the talk and get either the abstract or the talk so you can see the talk you missed in parallel sessions and also to see in advance which session you want to go to.	6/20/2018 4:28 PM

Q37 I would like to see meetings held in

Answered: 98 Skipped: 27



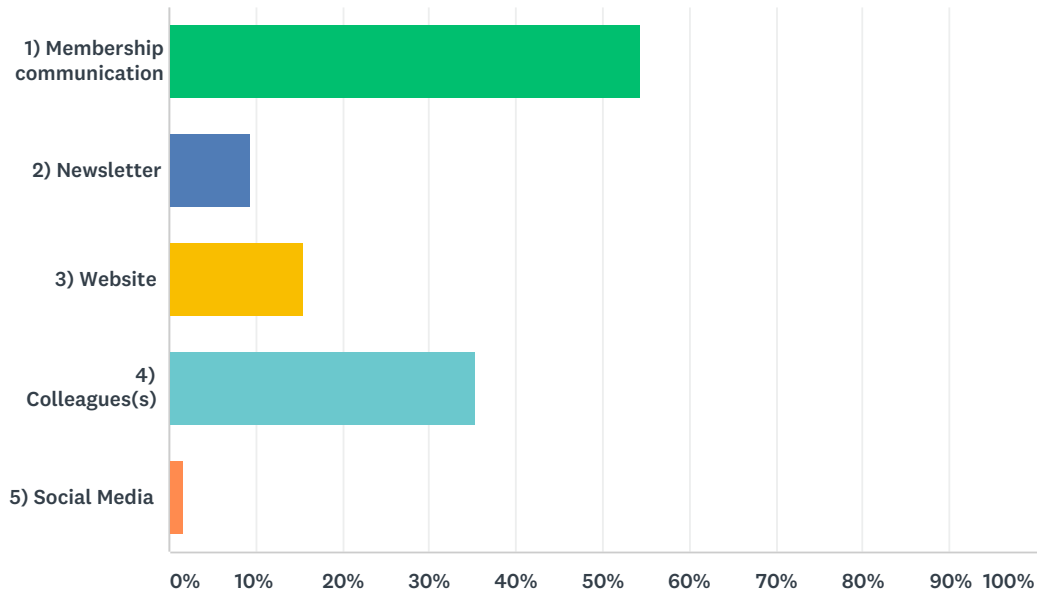
ANSWER CHOICES	RESPONSES	
1) London	69.39%	68
2) N. England	31.63%	31
3) Scotland	39.80%	39
4) Wales	27.55%	27
5) N. Ireland	19.39%	19
Total Respondents: 98		

#	OTHER (PLEASE SPECIFY)	DATE
1	Any nice location in the UK is more than welcome	7/17/2018 4:30 PM
2	Amsterdam	7/11/2018 2:21 PM
3	The Netherlands and Belgium	7/3/2018 9:58 PM
4	no particular preference	7/2/2018 10:07 AM
5	wasily approachable cities	7/1/2018 9:59 AM
6	the Netherlands	6/29/2018 9:09 AM
7	somewhere easy to travel to	6/28/2018 6:52 PM
8	No real preference	6/27/2018 1:22 PM
9	I don't really care	6/26/2018 8:55 PM
10	Venue is important in attracting delegates. Please move away from London and hold it somewhere new.	6/26/2018 3:30 PM
11	Rotate, please - also The netherlands	6/26/2018 3:08 PM
12	Ireland	6/26/2018 1:27 PM

13	ROI	6/25/2018 6:28 PM
14	The Netherlands again!	6/20/2018 4:28 PM

Q38 How did you hear about this Meeting

Answered: 116 Skipped: 9

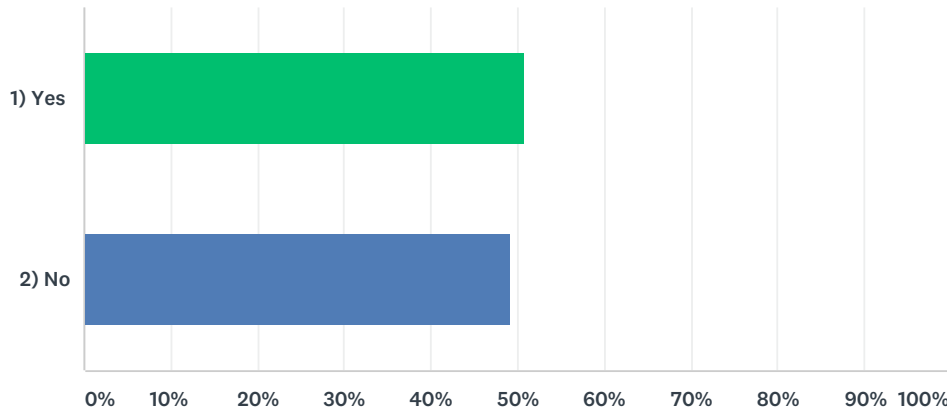


ANSWER CHOICES	RESPONSES
1) Membership communication	54.31% 63
2) Newsletter	9.48% 11
3) Website	15.52% 18
4) Colleagues(s)	35.34% 41
5) Social Media	1.72% 2
Total Respondents: 116	

#	OTHER, PLEASE GIVE DETAILS	DATE
1	invitation	7/11/2018 9:14 AM
2	Invited speaker in panel discussion	6/29/2018 8:36 AM
3	Newsletter NVvP	6/28/2018 10:34 AM
4	Lecturer	6/26/2018 3:08 PM
5	Went to previous meeting in Belfast	6/26/2018 2:48 PM
6	Invited speaker	6/21/2018 10:07 AM

Q39 Are you a member of the Pathological Society

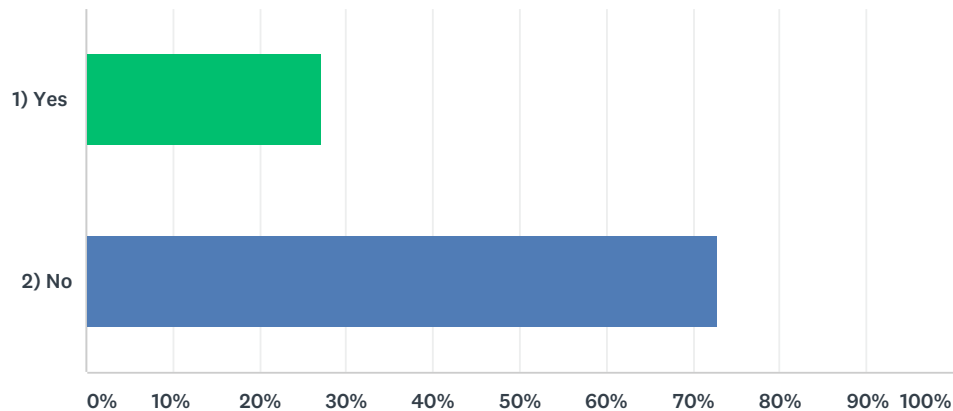
Answered: 116 Skipped: 9



ANSWER CHOICES	RESPONSES	
1) Yes	50.86%	59
2) No	49.14%	57
TOTAL		116

Q40 If you are NOT a member of the Pathological Society - would you like to receive membership information?

Answered: 55 Skipped: 70



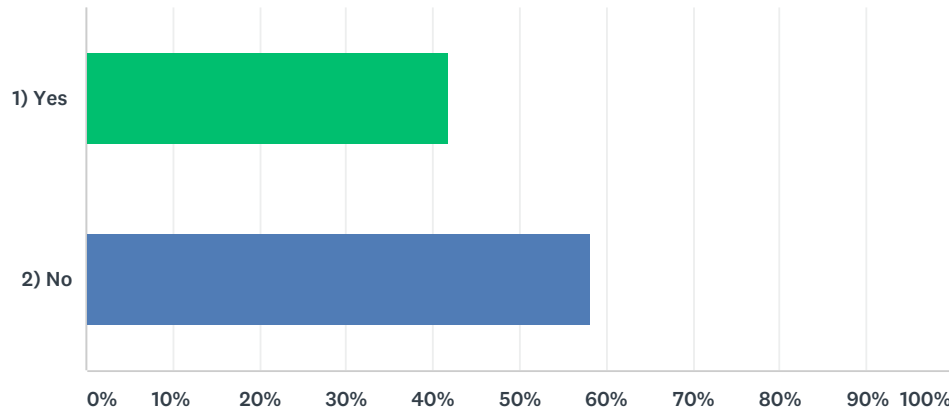
ANSWER CHOICES	RESPONSES	
1) Yes	27.27%	15
2) No	72.73%	40
TOTAL		55

#	PLEASE ENTER YOUR FULL NAME, INSTITUTION AND EMAIL ADDRESS	DATE
1	member of Dutch society	7/26/2018 12:07 PM
2	(I think my membership has expired....) Prof.dr. A.P. de Bruine Dept. of Pathology VieCuri MC Tegelseweg 210 5912BL Venlo the Netherlands	7/17/2018 4:30 PM
3	lattenmfs@gmail.com	7/17/2018 8:50 AM
4	r.m.feakins@qmul.ac.uk	7/11/2018 12:27 PM
5	klufah@gmail.com	7/10/2018 2:48 PM
6	franka_van_merrienboer@hotmail.com	7/8/2018 2:59 PM
7	steven corrigan wycombe general hospital queen alexandra road high wycombe HP11 2TT	7/2/2018 4:00 PM
8	Karunanayake Gayathri Hiroshi Silva University of Kelaniya- Department of Pathology, Srilanka. g.hiroshi@yahoo.com	6/28/2018 3:08 PM
9	Dr. Sofie Verbeke Dep. of Pathology University Hospital Ghent sofie.verbeke@uzgent.be	6/28/2018 8:36 AM
10	Shatavisha Dasgupta, Erasmus MC, Rotterdam s.dasgupta@erasmusmc.nl	6/26/2018 3:34 PM
11	Leanne Allison Centre for Ultrastructural Imaging Kings College London 18-20 Newcomen Street New Hunts House SE11UL	6/26/2018 3:00 PM
12	Glenn Anderson, Histopathology Department, Great Ormond Street Hospital, London, WC1N 3JH glenn.anderson@gosh.nhs.uk	6/26/2018 2:44 PM
13	loes kooreman, MUMC+, loeskooreman.mumc.nl	6/26/2018 2:37 PM
14	Ciara Ryan, St James's Hospital, Dublin 8, IRELAND ciryan@stjames.ie	6/26/2018 1:27 PM
15	fghilmi@hotmail.com	6/25/2018 6:28 PM
16	I am a member of the (Dutch) NVVP.	6/23/2018 11:38 AM
17	Dr Dragana Cvijan New Cross Hospital, Wolverhampton, UK d.cvijan@nhs.net	6/23/2018 8:43 AM

18	lex.makkus@upcmail.nl	6/22/2018 4:16 PM
19	Prof. Alessandro Lugli, MD Institute of Pathology University of Bern, Switzerland alessandro.lugli@pathology.unibe.ch	6/21/2018 10:07 AM
20	Aymnterab@yahoo.com	6/20/2018 5:53 PM

Q41 Are you a member of the BDIAP?

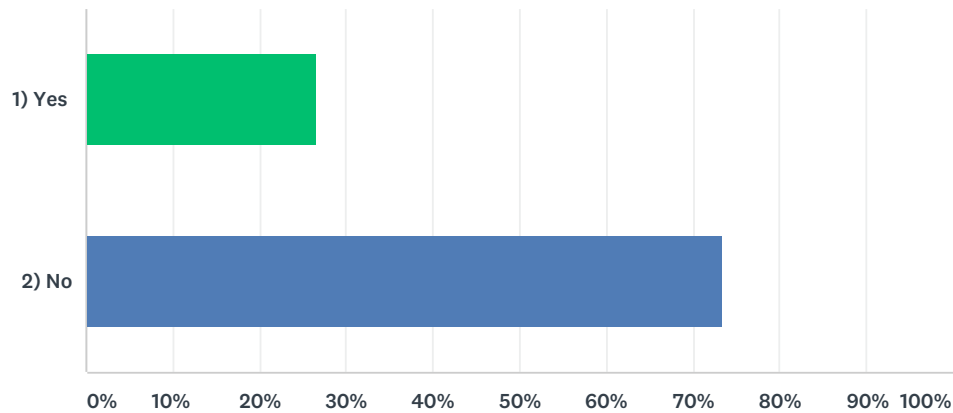
Answered: 117 Skipped: 8



ANSWER CHOICES	RESPONSES	
1) Yes	41.88%	49
2) No	58.12%	68
TOTAL		117

Q42 If you are NOT a member of the BDIAP - would you like to receive membership information?

Answered: 64 Skipped: 61



ANSWER CHOICES	RESPONSES	
1) Yes	26.56%	17
2) No	73.44%	47
TOTAL		64

#	PLEASE ENTER YOUR FULL NAME, INSTITUTION AND EMAIL ADDRESS	DATE
1	member of Dutch society	7/26/2018 12:07 PM
2	member of australasian division	7/23/2018 6:57 AM
3	see above	7/17/2018 4:30 PM
4	lattenmfs@gmail.com	7/17/2018 8:50 AM
5	r.m.feakins@qmul.ac.uk	7/11/2018 12:27 PM
6	klufah@gmail.com	7/10/2018 2:48 PM
7	nieuwe haven 37	7/10/2018 2:36 PM
8	franka_van_merrienboer@hotmail.com	7/8/2018 2:59 PM
9	Mitchell lynch Gelre hospital Apeldoorn the netherlands m.lynch@gelre.nl	7/6/2018 10:56 AM
10	26 Bloemgracht	7/3/2018 9:58 PM
11	steven corrigan wycombe general hospital queen alexandra road high wycombe HP11 2TT	7/2/2018 4:00 PM
12	University Street	7/1/2018 4:47 PM
13	22 Twee Dreven	6/29/2018 8:36 AM
14	Karunanayake Gayathri Hiroshi Silva University of Kelaniya- Department of Pathology, Srilanka. g.hiroshi@yahoo.com	6/28/2018 3:08 PM
15	Dr. Astrid Klooster, Pathologie Friesland. a.klooster@pathologiefriesland.nl	6/28/2018 10:34 AM
16	Dr. Sofie Verbeke Dep. of Pathology University Hospital Ghent sofie.verbeke@uzgent.be	6/28/2018 8:36 AM
17	6 Nancy Edwards Place	6/26/2018 11:57 PM
18	C.M. Bronkhorst Pathologie-DNA B.V., loc JBZ cmbronkhorst@planet.nl	6/26/2018 8:55 PM
19	Box 231 Level 3, Lab block, Addenbrookes Hospital, Hill Road	6/26/2018 4:46 PM

20	22 Crehore Rd	6/26/2018 4:39 PM
21	Shatavisha Dasgupta, Erasmus MC, Rotterdam s.dasgupta@erasmusmc.nl	6/26/2018 3:34 PM
22	Department of Histopathology, QEHB	6/26/2018 3:30 PM
23	loes kooreman, MUMC+, loeskooreman.mumc.nl	6/26/2018 2:37 PM
24	Ciara Ryan, St James's Hospital, Dublin 8, IRELAND ciryan@stjames.ie	6/26/2018 1:27 PM
25	Manchester Royal Infirmary Oxford Road	6/26/2018 6:54 AM
26	Mohanad Alalusi Histopathology Dept. Wirral University Hospital (Arrowe Park), Wirral, CH49 5PE m.alalusi@nhs.net	6/25/2018 7:55 PM
27	M. Giessen pathologist, Haaglanden Medisch Centrum, The Hague. m.giessen@haaglandenmc.nl	6/25/2018 8:10 AM
28	lex.makkus@upcmail.nl	6/22/2018 4:16 PM
29	Anya Milne Diakonessenhuis Utrecht anyamilne@gmail.com	6/20/2018 4:28 PM

Q43 This space has been left blank for any other comments you may wish to make

Answered: 13 Skipped: 112

#	RESPONSES	DATE
1	I thoroughly enjoyed the meeting, keep up the good work!	7/17/2018 4:30 PM
2	-	7/14/2018 10:08 AM
3	great meeting	7/11/2018 4:43 PM
4	Long breaks which is quite nice but given interesting parallel sessions would be better if those breaks could have used to attend some other sessions	7/11/2018 2:21 PM
5	Please put a direct link to the joint meeting website on the pathsoc website under scientific meetings. when I tried to find the maastricht pathology website I thought that it would be easily findable from the pathsoc site but it is not. only the winter meeting was visible here. it just needs a simple link	7/4/2018 10:59 AM
6	Excellent Meeting	7/2/2018 7:41 AM
7	The notes/ Presentation slides will be very valuable for us trainees to review what we learnt and to retain the knowledge. Will they be available for download from the BDIAP website?	6/28/2018 3:08 PM
8	Thank you for a great meeting!	6/26/2018 7:49 PM
9	A good well organised meeting overall. The undergraduate programme and social event were very well received.	6/26/2018 3:30 PM
10	Basically attended three days and very good meeting with excellent social activities of opening night and meal	6/26/2018 2:38 PM
11	None	6/21/2018 10:07 AM
12	Great meeting. Well done to the Maastricht team	6/21/2018 9:09 AM
13	Considering the meeting is in the netherlands it would be better for the Dutch pathologist if their registration of cpd points electronically - which is normally what happens in holland.	6/20/2018 4:28 PM

Q44 For CPD/CME purposes, please provide your name and email address

Answered: 120 Skipped: 5

ANSWER CHOICES	RESPONSES	
Address	0.00%	0
Address 2	0.00%	0
City/Town	0.00%	0
Company	0.00%	0
Country	0.00%	0
Email Address	100.00%	120
Name	100.00%	120
Phone Number	0.00%	0
State/Province	0.00%	0
ZIP/Postal Code	0.00%	0

#	ADDRESS	DATE
	There are no responses.	
#	ADDRESS 2	DATE
	There are no responses.	
#	CITY/TOWN	DATE
	There are no responses.	
#	COMPANY	DATE
	There are no responses.	
#	COUNTRY	DATE
	There are no responses.	
#	EMAIL ADDRESS	DATE
1	s.l.meijer@amc.uva.nl	7/26/2018 12:07 PM
2	peter.vaneyken@zol.be	7/25/2018 2:59 PM
3	g.meijer@nki.nl	7/23/2018 2:56 PM
4	richard.norris@svhm.org.au	7/23/2018 6:57 AM
5	rachelgibney@beaumont.ie	7/20/2018 9:34 AM
6	nathalie.verschueren@outlook.com	7/19/2018 11:42 AM
7	lauren.lumsden@doctors.org.uk	7/18/2018 3:31 PM
8	apdebruine@gmail.com	7/17/2018 4:30 PM
9	lattenmfs@gmail.com	7/17/2018 8:50 AM
10	jonathaneben@hotmail.com	7/14/2018 10:08 AM
11	mmcglynn@sgul.ac.uk	7/13/2018 11:27 AM

12	e.villamor@mumc.nl	7/12/2018 1:41 PM
13	alfiya.akkuchukova@gmail.com	7/11/2018 10:57 PM
14	M.Arends@ed.ac.uk	7/11/2018 4:43 PM
15	dagyteg@gmail.com	7/11/2018 2:21 PM
16	r.m.feakins@qmul.ac.uk	7/11/2018 12:27 PM
17	simon.herrington@ed.ac.uk	7/11/2018 11:14 AM
18	raf.sciot@uzleuven.be	7/11/2018 9:14 AM
19	h.kusters@cwz.nl	7/11/2018 7:39 AM
20	b.lohman@lzz.nl	7/10/2018 3:16 PM
21	f.klufah@maastrichtuniversity.nl	7/10/2018 2:48 PM
22	j.m.kros@erasmusmc.nl	7/10/2018 2:36 PM
23	f.vankemenade@erasmusmc.nl	7/8/2018 9:45 PM
24	franka_van_merrienboer@hotmail.com	7/8/2018 2:59 PM
25	sarahalexander525@gmail.com	7/6/2018 12:26 PM
26	m.lynn@gelre.nl	7/6/2018 10:56 AM
27	n.p.west@leeds.ac.uk	7/4/2018 10:59 AM
28	e.borst@vumc.nl	7/3/2018 9:58 PM
29	ivasladek@yahoo.com	7/3/2018 6:47 PM
30	anneke.vander.leden@mumc.nl	7/3/2018 11:55 AM
31	stefan.wawryk@dorevitch.com.au	7/3/2018 2:15 AM
32	steven.corrigan@nhs.net	7/2/2018 4:00 PM
33	padminiprasad@nhs.net	7/2/2018 2:44 PM
34	mari.vanden.hout@mumc.nl	7/2/2018 2:13 PM
35	tanya.alan@yahoo.co.uk	7/2/2018 11:39 AM
36	s.wilhelmus@pathan.nl	7/2/2018 10:07 AM
37	linda.moran1@nhs.net	7/2/2018 7:41 AM
38	j.mcdermott@ucl.ac.uk	7/1/2018 4:47 PM
39	jlm.westenend.krijnen@gmail.com	7/1/2018 11:00 AM
40	salti5@yahoo.com	7/1/2018 9:59 AM
41	sastrowijoto@me.com	6/30/2018 1:14 PM
42	danny.goudkade@mumc.nl	6/29/2018 12:57 PM
43	k.lam@erasmusmc.nl	6/29/2018 12:33 PM
44	katherine.vroobel@nhs.net	6/29/2018 10:36 AM
45	nigelk@pavilion.co.uk	6/29/2018 9:36 AM
46	benno.kusters@radboudumc.nl	6/29/2018 9:09 AM
47	claude.cuvelier@ugent.be	6/29/2018 8:36 AM
48	pwestenend@paldordrecht.nl	6/28/2018 9:23 PM
49	k.l.lloyd@gmail.com	6/28/2018 6:52 PM
50	g.hiroshi@yahoo.com	6/28/2018 3:08 PM
51	SABINA.MISTRY@NHS.NET	6/28/2018 2:59 PM
52	neubertova.eva@aeskulab.cz	6/28/2018 2:15 PM

53	a.klooster@pathologiefriesland.nl	6/28/2018 10:34 AM
54	cweggemans@gmail.com	6/28/2018 9:09 AM
55	sofie.verbeke@uzgent.be	6/28/2018 8:36 AM
56	karin.oien@glasgow.ac.uk	6/28/2018 7:00 AM
57	ria.drijkoningen@telenet.be	6/27/2018 3:47 PM
58	Maria.soares@ouh.nhs.uk	6/27/2018 2:41 PM
59	natalie.brearley@porthosp.nhs.uk	6/27/2018 1:24 PM
60	p.vandervalk@vumc.nl	6/27/2018 1:22 PM
61	daniel.fielding1@nhs.net	6/27/2018 12:14 PM
62	sabine.leh@helse-bergen.no	6/27/2018 8:27 AM
63	jolinda.van.heusden@mumc.nl	6/27/2018 7:23 AM
64	filomena_medeiros@hotmail.com	6/26/2018 11:57 PM
65	miekevanbockstal@hotmail.com	6/26/2018 9:57 PM
66	cmbronkhorst@planet.nl	6/26/2018 8:55 PM
67	lglyckander@hotmail.com	6/26/2018 7:49 PM
68	maurice.loughrey@belfasttrust.hscni.net	6/26/2018 5:52 PM
69	ngaisa@ukaachen.de	6/26/2018 5:33 PM
70	r.goldin@imperial.ac.uk	6/26/2018 5:13 PM
71	neil.a.shepherd@nhs.net	6/26/2018 4:56 PM
72	mqd20@cam.ac.uk	6/26/2018 4:46 PM
73	shuji_ogino@dfci.harvard.edu	6/26/2018 4:39 PM
74	soelsheikh@yahoo.com	6/26/2018 4:31 PM
75	johnconnelly1991@gmail.com	6/26/2018 3:59 PM
76	s.dasgupta@erasmusmc.nl	6/26/2018 3:34 PM
77	abeer.shaaban@uhb.nhs.uk	6/26/2018 3:30 PM
78	elise_bekers@hotmail.com	6/26/2018 3:27 PM
79	sindhu.menon1@nhs.net	6/26/2018 3:15 PM
80	carmen.rijvers@mumc.nl	6/26/2018 3:09 PM
81	p.ewing@erasmusmc.nl	6/26/2018 3:08 PM
82	Dina	6/26/2018 3:08 PM
83	s.g.hubscher@bham.ac.uk	6/26/2018 3:04 PM
84	leanne.allison@kcl.ac.uk	6/26/2018 3:00 PM
85	cyrilfisher@gmail.com	6/26/2018 2:57 PM
86	s.zomer@cwz.nl	6/26/2018 2:49 PM
87	angus.molyneux@mkuh.nhs.uk	6/26/2018 2:48 PM
88	glenn.anderson@gosh.nhs.uk	6/26/2018 2:44 PM
89	john.murphy@wales.nhs.uk	6/26/2018 2:38 PM
90	lisa.hillen@mumc.nl	6/26/2018 2:37 PM
91	Loes.kooreman@mumc.nl	6/26/2018 2:37 PM
92	ciaraeryan@gmail.com	6/26/2018 1:27 PM
93	ray.mcmahon@manchester.ac.uk	6/26/2018 6:54 AM

94	m.alalusi@nhs.net	6/25/2018 7:55 PM
95	fghilmi@hotmail.com	6/25/2018 6:28 PM
96	sana.khalid@nhs.net	6/25/2018 5:30 PM
97	amin_ur_rahman@yahoo.com	6/25/2018 2:14 PM
98	andrei.leuca@gmail.com	6/25/2018 1:33 PM
99	m.giessen@haaglandenmc.nl	6/25/2018 8:10 AM
100	Thomas.Menter@usb.ch	6/25/2018 7:03 AM
101	reenamerad@gmail.com	6/24/2018 8:20 AM
102	reenamerad@gmail.com	6/24/2018 7:57 AM
103	susan.pritchard@mft.nhs.uk	6/23/2018 6:05 PM
104	gvaningen@zonnet.nl	6/23/2018 11:38 AM
105	d.cvijan@nhs.net	6/23/2018 8:43 AM
106	portanna@hotmail.com	6/23/2018 8:15 AM
107	g.i.murray@abdn.ac.uk	6/22/2018 8:32 PM
108	hayesdon@hotmail.com	6/22/2018 4:55 PM
109	lex.makkus@upcmail.nl	6/22/2018 4:16 PM
110	alfiya.akkuchukova@gmail.com	6/22/2018 11:39 AM
111	FNederveen@paldordrecht.nl	6/22/2018 11:21 AM
112	jonkermieke@gmail.com	6/21/2018 8:20 PM
113	m.hage@dz.nl	6/21/2018 4:49 PM
114	navid.momtahan@nhs.net	6/21/2018 12:35 PM
115	nataljafedorovich@gmail.com	6/21/2018 11:57 AM
116	alessandro.lugli@pathology.unibe.ch	6/21/2018 10:07 AM
117	v.speirs@leeds.ac.uk	6/21/2018 9:09 AM
118	mixalisdoukas@gmail.com	6/20/2018 6:05 PM
119	aymnterab@yahoo.com	6/20/2018 5:53 PM
120	anyamilne@gmail.com	6/20/2018 4:28 PM
#	NAME	DATE
1	Sybrem L. Meijer	7/26/2018 12:07 PM
2	Peter Van Eyken	7/25/2018 2:59 PM
3	Gerrit Meijer	7/23/2018 2:56 PM
4	RICHARD J NORRIS	7/23/2018 6:57 AM
5	Rachel Gibney	7/20/2018 9:34 AM
6	Nathalie Verschueren	7/19/2018 11:42 AM
7	Lauren Harries	7/18/2018 3:31 PM
8	Prof.dr. A.P. de Bruine	7/17/2018 4:30 PM
9	B.G.H. Latten	7/17/2018 8:50 AM
10	Jonathan Eben	7/14/2018 10:08 AM
11	Maria McGlynn	7/13/2018 11:27 AM
12	Eduardo Villamor	7/12/2018 1:41 PM
13	Alfiya Akkuchukova	7/11/2018 10:57 PM

14	Mark Arends	7/11/2018 4:43 PM
15	Girstaute Dagyte	7/11/2018 2:21 PM
16	Roger Feakins	7/11/2018 12:27 PM
17	Charles Simon Herrington	7/11/2018 11:14 AM
18	raf sciot	7/11/2018 9:14 AM
19	Heidi Kusters-Vandevelde	7/11/2018 7:39 AM
20	Lohman, Björn	7/10/2018 3:16 PM
21	Faisal Klufah	7/10/2018 2:48 PM
22	J.M. kros	7/10/2018 2:36 PM
23	FJ van Kemenade	7/8/2018 9:45 PM
24	Franka van Merrienboer	7/8/2018 2:59 PM
25	Sarah Alexander	7/6/2018 12:26 PM
26	Lynch mitchell	7/6/2018 10:56 AM
27	Nick West	7/4/2018 10:59 AM
28	E A Neefjes-Borst	7/3/2018 9:58 PM
29	Ivana Verlinden	7/3/2018 6:47 PM
30	Anneke van der Leden	7/3/2018 11:55 AM
31	STEFAN WAWRYK	7/3/2018 2:15 AM
32	steven corrigan	7/2/2018 4:00 PM
33	Dr K. Padmini Prasad	7/2/2018 2:44 PM
34	Mari van den Hout	7/2/2018 2:13 PM
35	Tanya Alan	7/2/2018 11:39 AM
36	S. Wilhelmus	7/2/2018 10:07 AM
37	Linda Moran	7/2/2018 7:41 AM
38	Jackie McDermott	7/1/2018 4:47 PM
39	J.L.M. Krijnen	7/1/2018 11:00 AM
40	Dr Wassim Al-Salti	7/1/2018 9:59 AM
41	Dr S.H. Sastrowijoto, MD, PhD.	6/30/2018 1:14 PM
42	Danny Goudkade	6/29/2018 12:57 PM
43	King H. Lam	6/29/2018 12:33 PM
44	Katherine Vroobel	6/29/2018 10:36 AM
45	Nigel Kirkham	6/29/2018 9:36 AM
46	Benno Küsters	6/29/2018 9:09 AM
47	Claude Cuvelier	6/29/2018 8:36 AM
48	dr Pieter Westenend	6/28/2018 9:23 PM
49	kirsty lloyd	6/28/2018 6:52 PM
50	Karunanayake Gayathri Hiroshi Silva	6/28/2018 3:08 PM
51	SABINA MISTRY	6/28/2018 2:59 PM
52	Eva Neubertova	6/28/2018 2:15 PM
53	Astrid Klooster	6/28/2018 10:34 AM
54	C. Weggemans	6/28/2018 9:09 AM

55	Sofie Verbeke	6/28/2018 8:36 AM
56	Karin Oien	6/28/2018 7:00 AM
57	Maria Drijkoningen	6/27/2018 3:47 PM
58	Maria Soares	6/27/2018 2:41 PM
59	Natalie Brearley	6/27/2018 1:24 PM
60	Paul van der Valk	6/27/2018 1:22 PM
61	Daniel Fielding	6/27/2018 12:14 PM
62	Sabine Leh	6/27/2018 8:27 AM
63	Jolinda van Heusden	6/27/2018 7:23 AM
64	FILOMENA MEDEIROS	6/26/2018 11:57 PM
65	Mieke Van Bockstal	6/26/2018 9:57 PM
66	C.M. Bronkhorst	6/26/2018 8:55 PM
67	Lars Gustav Lyckander	6/26/2018 7:49 PM
68	Maurice Loughrey	6/26/2018 5:52 PM
69	Nadine T.J. Gaisa	6/26/2018 5:33 PM
70	Rob Goldin	6/26/2018 5:13 PM
71	Professor Neil A Shepherd	6/26/2018 4:56 PM
72	Ming Qing Du	6/26/2018 4:46 PM
73	Shuji Ogino	6/26/2018 4:39 PM
74	somaia Elsheikh	6/26/2018 4:31 PM
75	John Connelly	6/26/2018 3:59 PM
76	Shatavisha Dasgupta	6/26/2018 3:34 PM
77	Abeer Shaaban	6/26/2018 3:30 PM
78	Elise Bekers	6/26/2018 3:27 PM
79	Dr Sindhu Menon	6/26/2018 3:15 PM
80	Carmen Severens-Rijvers	6/26/2018 3:09 PM
81	Patricia Ewing-Graham	6/26/2018 3:08 PM
82	Roberto	6/26/2018 3:08 PM
83	Stefan Hubscher	6/26/2018 3:04 PM
84	leanne allison	6/26/2018 3:00 PM
85	cyril fisher	6/26/2018 2:57 PM
86	SF Zomer	6/26/2018 2:49 PM
87	Angus Molyneux	6/26/2018 2:48 PM
88	Glenn Anderson	6/26/2018 2:44 PM
89	DR JOHN K MURPHY	6/26/2018 2:38 PM
90	Hillen Lisa Maria	6/26/2018 2:37 PM
91	Loes	6/26/2018 2:37 PM
92	Ciara Ryan	6/26/2018 1:27 PM
93	Prof Ray McMahon	6/26/2018 6:54 AM
94	Mohanad Alalusi	6/25/2018 7:55 PM
95	Dr. Fawaz Hilmi	6/25/2018 6:28 PM

96	Sana Khalid	6/25/2018 5:30 PM
97	Muhammad Amin ur Rahman	6/25/2018 2:14 PM
98	Andrei LEUCA	6/25/2018 1:33 PM
99	M. Giessen	6/25/2018 8:10 AM
100	Thomas Menter	6/25/2018 7:03 AM
101	Dr Reena Merard	6/24/2018 8:20 AM
102	Dr Reena Merard	6/24/2018 7:57 AM
103	Susan Pritchard	6/23/2018 6:05 PM
104	G. van Ingen	6/23/2018 11:38 AM
105	Dragana Cvijan	6/23/2018 8:43 AM
106	Anna Davenport	6/23/2018 8:15 AM
107	Graeme Murray	6/22/2018 8:32 PM
108	Donal P Hayes	6/22/2018 4:55 PM
109	Lex Makkus	6/22/2018 4:16 PM
110	Alfiya Akkuchukova	6/22/2018 11:39 AM
111	Francien van Nederveen	6/22/2018 11:21 AM
112	A.m. Jonker	6/21/2018 8:20 PM
113	Mariska Hage	6/21/2018 4:49 PM
114	Navid Momtahan	6/21/2018 12:35 PM
115	Natalja Leeuwis-Fedorovich	6/21/2018 11:57 AM
116	Alessandro Lugli	6/21/2018 10:07 AM
117	Val Speirs	6/21/2018 9:09 AM
118	MICHAIL DOUKAS	6/20/2018 6:05 PM
119	Aymn Babiker	6/20/2018 5:53 PM
120	AN Milne	6/20/2018 4:28 PM

#	PHONE NUMBER	DATE
---	--------------	------

There are no responses.

#	STATE/PROVINCE	DATE
---	----------------	------

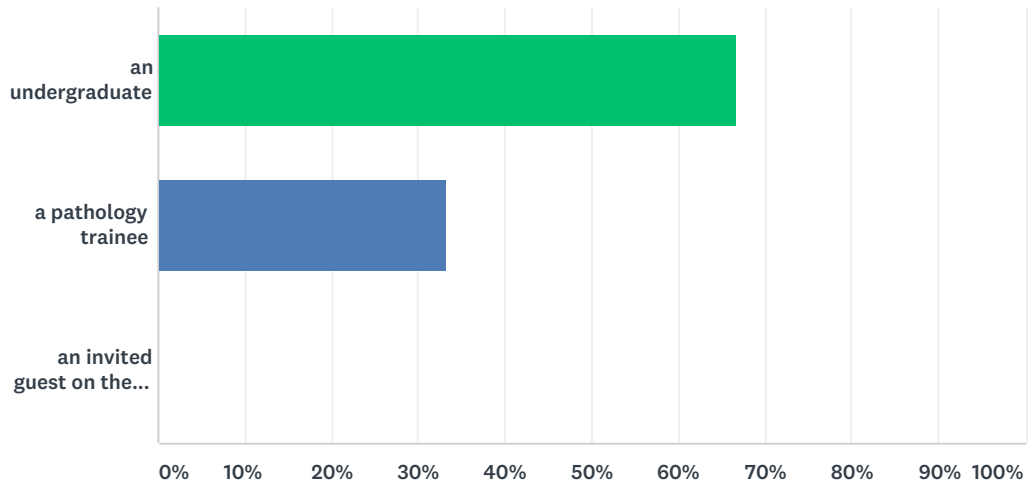
There are no responses.

#	ZIP/POSTAL CODE	DATE
---	-----------------	------

There are no responses.

Q1 Are you:

Answered: 15 Skipped: 0



ANSWER CHOICES	RESPONSES
an undergraduate	66.67% 10
a pathology trainee	33.33% 5
an invited guest on the boat	0.00% 0
TOTAL	15

#	OTHER (PLEASE SPECIFY)	DATE
	There are no responses.	

Q2 What was the best thing about the boat trip?

Answered: 15 Skipped: 0

#	RESPONSES	DATE
1	Talking to other pathology trainees	9/7/2018 11:24 AM
2	The atmosphere. It was an excellent idea to get people of all levels of their training to network and find out more about pathology and research. Ales were top notch as well.	9/6/2018 9:12 PM
3	The networking game, it stimulated people to mingle	9/6/2018 9:08 PM
4	Being able to interact with pathologists at different levels of their careers	9/6/2018 1:44 PM
5	The conversation with the professionals was very nice.	9/5/2018 8:49 PM
6	The rotating in conversation partners	9/5/2018 7:59 PM
7	To be able to talk to professionals at different moments of their career	9/5/2018 7:35 PM
8	Boat trip as itself and relaxing time without mental work.	9/5/2018 6:43 PM
9	Chance to meet with and talk to senior pathologists and trainees in a more informal setting.	9/5/2018 6:02 PM
10	Really great chance to talk to trainees and consultants informally! Especially liked how we switched tables every 20 min to talk with more people - excellent event!	9/5/2018 3:49 PM
11	chance to network with really inspirational researchers in an informal setting	9/5/2018 3:31 PM
12	This was a great networking opportunity. The organisers did well in getting people to move around the tables.	9/5/2018 3:27 PM
13	To getting to know a lot of people in a short amount of time, and talk about different topics than you should normally discuss.	9/5/2018 3:15 PM
14	The activities and food	9/5/2018 2:21 PM
15	The free networking periods	9/5/2018 2:17 PM

Q3 What was the worst thing about the boat trip?

Answered: 15 Skipped: 0

#	RESPONSES	DATE
1	Nothing was bad	9/7/2018 11:24 AM
2	That it had to end.	9/6/2018 9:12 PM
3	-	9/6/2018 9:08 PM
4	Nothing!	9/6/2018 1:44 PM
5	Not really worse but there haven't been so many snacks.	9/5/2018 8:49 PM
6	-	9/5/2018 7:59 PM
7	The group conversations at the beginnning were too short	9/5/2018 7:35 PM
8	Communicating game - because everyone was talking about job, future career and so on. I think job is not the whole life of human, it's overestimated.	9/5/2018 6:43 PM
9	The networking 'game' was a good idea but I thought the questions were a bit abstract and irrelevant.	9/5/2018 6:02 PM
10	Nothing - everything from the food, drinks, environment was great!	9/5/2018 3:49 PM
11	none	9/5/2018 3:31 PM
12	No negatives.	9/5/2018 3:27 PM
13	the snacks were quite exclusive, perhaps not suitable for everyone	9/5/2018 3:15 PM
14	More trainees should have come.	9/5/2018 2:21 PM
15	The networking game was too short	9/5/2018 2:17 PM

Q4 What would you recommend changing if we were to run a similar event at next year's meeting?

Answered: 15 Skipped: 0

#	RESPONSES	DATE
1	Nothing	9/7/2018 11:24 AM
2	Not sure, I was impressed.	9/6/2018 9:12 PM
3	-	9/6/2018 9:08 PM
4	Perhaps it would be a good idea to have different ice breakers-some questions were a bit random and so not the easiest ice breaker	9/6/2018 1:44 PM
5	Nothing except to stock up the snacks.	9/5/2018 8:49 PM
6	Maybe a bit longer	9/5/2018 7:59 PM
7	Longer group conversations.	9/5/2018 7:35 PM
8	I think people just need a few hours without problems and just to be outside the conference. If people want, they will start to communicate with each other naturally, it shouldn't be on purpose.	9/5/2018 6:43 PM
9	I think it's still important to have some sort of 'forced networking' like the game we had in Maastricht. However, this could be improved e.g. with better questions on the cards or a new idea!	9/5/2018 6:02 PM
10	Continue "ice breaker" and moving tables	9/5/2018 3:49 PM
11	I think advertise it widely, as it was a fantastic event and a lot of trainees and UG would benefit from it	9/5/2018 3:31 PM
12	Maybe get more senior people on board.	9/5/2018 3:27 PM
13	The speeddating was very nice	9/5/2018 3:15 PM
14	I actually thought it was fantastic. I can't fault it. Except maybe to say there could have been an organised activity afterwards.	9/5/2018 2:21 PM
15	.	9/5/2018 2:17 PM

Q5 What did you get out of the boat trip? In what way has it helped you?

Answered: 15 Skipped: 0

#	RESPONSES	DATE
1	I connected with other pathology trainees, which might help me in the future	9/7/2018 11:24 AM
2	Spoke to a pathologist who gave me ideas for a research project and who to contact for advice. Confirmed that pathologists are social beings.	9/6/2018 9:12 PM
3	I had the opportunity to talk with many experts and pathologists which I probably wouldn't speak otherwise	9/6/2018 9:08 PM
4	It was a really useful way to network and meet new people	9/6/2018 1:44 PM
5	It showed me the different facets of pathology.	9/5/2018 8:49 PM
6	skills in making conversation with people who have a higher knowledge about certain topics than you do	9/5/2018 7:59 PM
7	I could ask questions to people at different moments in their career.	9/5/2018 7:35 PM
8	Actually nothing. I am not obsessed with my job so I am not looking at any person at the conference as a aim I need to reach. People are people. We need to be natural in such an events.	9/5/2018 6:43 PM
9	Advice about applying to pathology training programmes and AFP, CV tips, and thinking about a pathology elective.	9/5/2018 6:02 PM
10	Met many trainees and consultants, received helpful training advice	9/5/2018 3:49 PM
11	Networking, inspiration	9/5/2018 3:31 PM
12	It created the potential to do research in liver disease as well as sarcoma pathology if I developed an interest in these specialities.	9/5/2018 3:27 PM
13	A lot of people get to know, we even went to the city together	9/5/2018 3:15 PM
14	I got to meet lots of prolific researchers and really felt like I got the opportunity to know them.	9/5/2018 2:21 PM
15	Talked to more senior pathologists and undergraduates alike	9/5/2018 2:17 PM

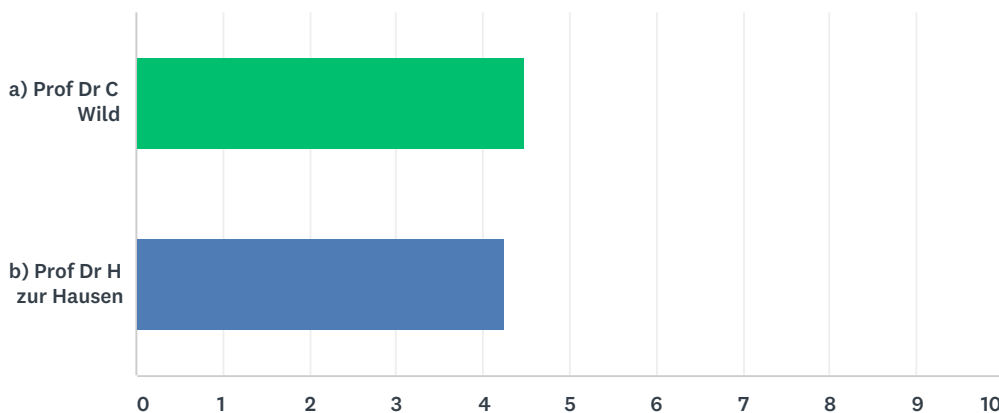
Q6 Any other comments:

Answered: 6 Skipped: 9

#	RESPONSES	DATE
1	Thanks for the invite.	9/6/2018 9:12 PM
2	-	9/6/2018 9:08 PM
3	I hope something similar is at Leeds!	9/5/2018 6:02 PM
4	Very well organised. Thank you!	9/5/2018 3:27 PM
5	Please do this in future. It was excellent.	9/5/2018 2:21 PM
6	.	9/5/2018 2:17 PM

Q26 Epidemiology and Prevention

Answered: 29 Skipped: 103

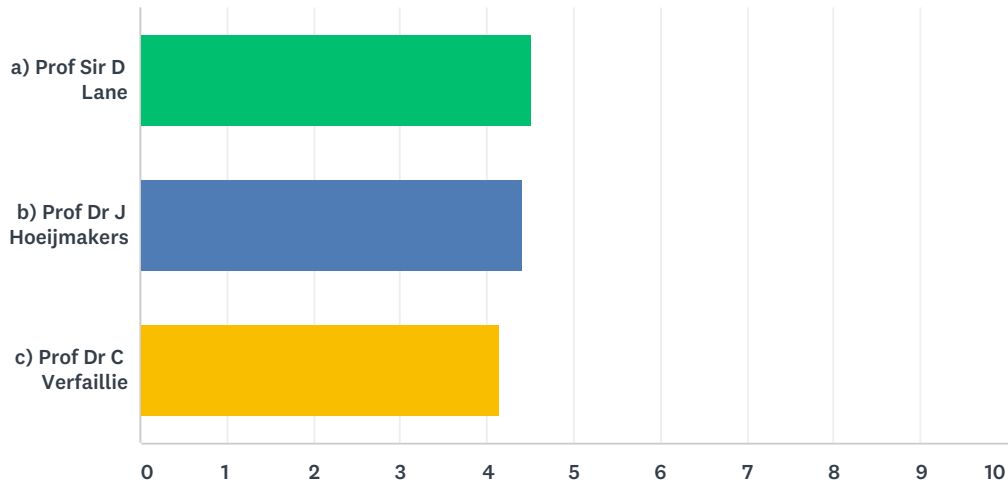


	1 (LOW)	2	3	4	5 (HIGH)	TOTAL	WEIGHTED AVERAGE
a) Prof Dr C Wild	0.00% 0	0.00% 0	10.34% 3	31.03% 9	58.62% 17	29	4.48
b) Prof Dr H zur Hausen	3.57% 1	0.00% 0	7.14% 2	46.43% 13	42.86% 12	28	4.25

#	PLEASE USE THE SPACE BELOW TO COMMENT ON THE EDUCATIONAL CONTENT OF THESE SESSIONS	DATE
1	N/a did not attend this session	7/20/2018 9:31 AM
2	NA	7/8/2018 9:43 PM

Q27 Oncogenesis and Cancer Biology

Answered: 28 Skipped: 104

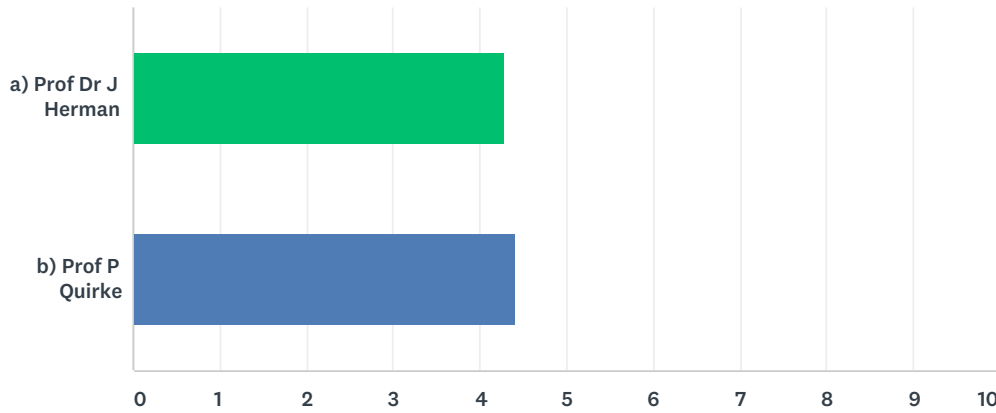


	1 (LOW)	2	3	4	5 (HIGH)	TOTAL	WEIGHTED AVERAGE
a) Prof Sir D Lane	0.00%	0.00%	11.11%	25.93%	62.96%	27	4.52
b) Prof Dr J Hoeijmakers	0.00%	3.70%	7.41%	33.33%	55.56%	27	4.41
c) Prof Dr C Verfaillie	0.00%	0.00%	18.52%	48.15%	33.33%	27	4.15

#	PLEASE USE THE SPACE BELOW TO COMMENT ON THE EDUCATIONAL CONTENT OF THESE SESSIONS	DATE
1	N/a did not attend this session	7/20/2018 9:31 AM
2	NA	7/8/2018 9:43 PM
3	really liked the content of the sessions but unfortunately speakers did not keep to their prescribed time	6/27/2018 7:21 AM
4	timing of the sessions was not good.	6/26/2018 2:33 PM

Q28 Cancer Diagnostics

Answered: 24 Skipped: 108

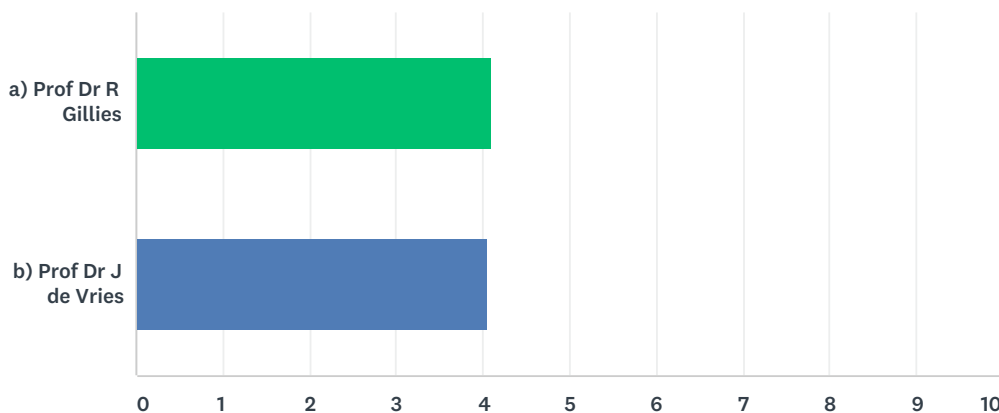


	1 (LOW)	2	3	4	5 (HIGH)	TOTAL	WEIGHTED AVERAGE
a) Prof Dr J Herman	0.00% 0	0.00% 0	20.83% 5	29.17% 7	50.00% 12	24	4.29
b) Prof P Quirke	0.00% 0	0.00% 0	18.18% 4	22.73% 5	59.09% 13	22	4.41

#	PLEASE USE THE SPACE BELOW TO COMMENT ON THE EDUCATIONAL CONTENT OF THESE SESSIONS	DATE
1	N/a did not attend this session	7/20/2018 9:31 AM
2	NA	7/8/2018 9:43 PM
3	timing of the sessions was not good.	6/26/2018 2:33 PM

Q29 Cancer Treatment

Answered: 21 Skipped: 111

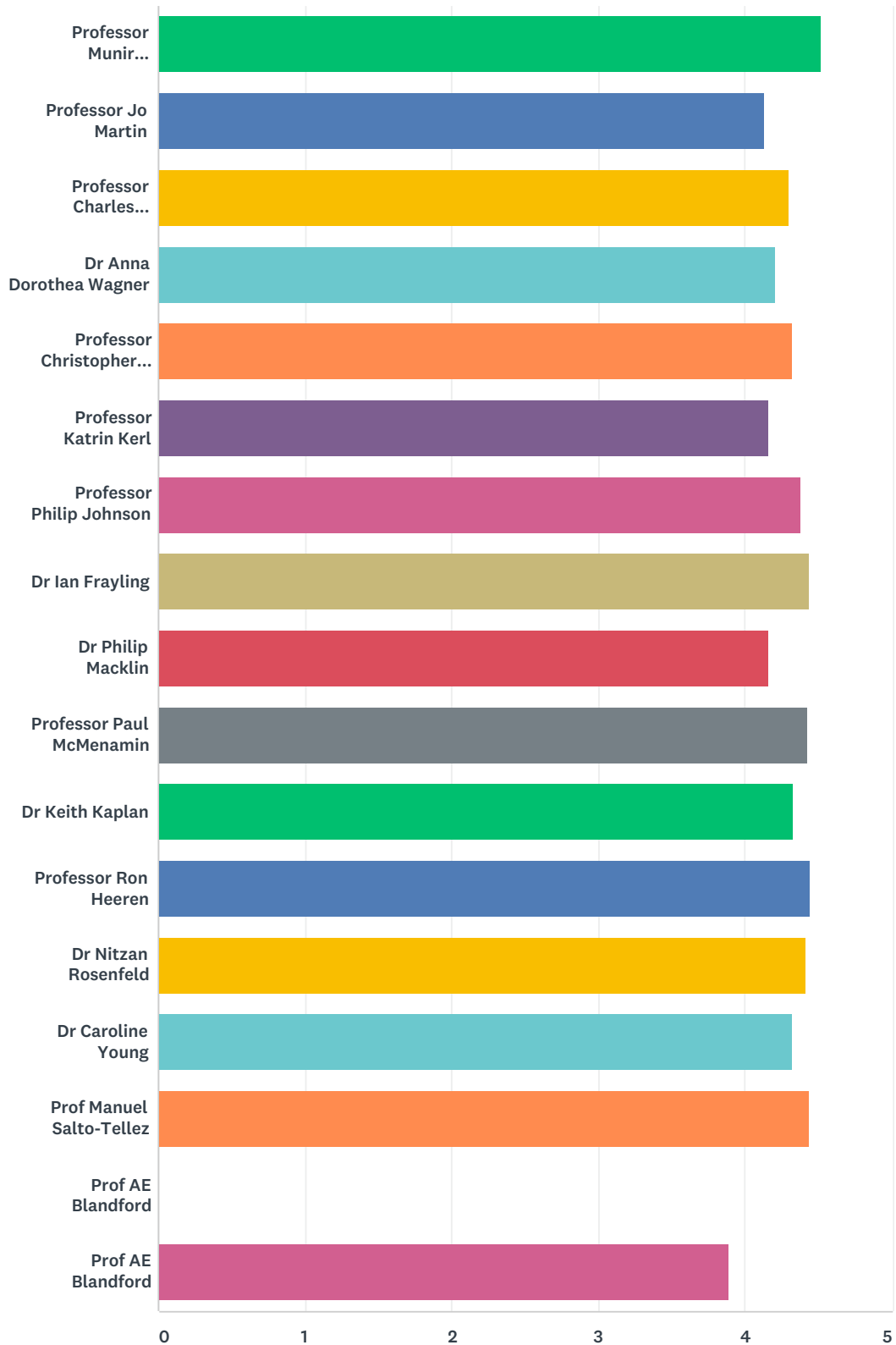


	1 (LOW)	2	3	4	5 (HIGH)	TOTAL	WEIGHTED AVERAGE
a) Prof Dr R Gillies	0.00% 0	0.00% 0	28.57% 6	33.33% 7	38.10% 8	21	4.10
b) Prof Dr J de Vries	0.00% 0	0.00% 0	25.00% 5	45.00% 9	30.00% 6	20	4.05

#	PLEASE USE THE SPACE BELOW TO COMMENT ON THE EDUCATIONAL CONTENT OF THESE SESSIONS	DATE
1	N/a did not attend this session	7/20/2018 9:31 AM
2	NA	7/8/2018 9:43 PM
3	timing of the sessions was not good.	6/26/2018 2:33 PM

Q1 Please rate the speakers on the basis of the content and usefulness of their presentation.

Answered: 68 Skipped: 0



PTM02: Let's talk precision pathology! - Tuesday 22nd January and Wednesday 23rd January 2019

	VERY POOR	POOR	SATISFACTORY	GOOD	VERY GOOD	N/A	TOTAL	WEIGHTED AVERAGE
Professor Munir Pirmohamed	0.00% 0	1.47% 1	1.47% 1	35.29% 24	51.47% 35	10.29% 7	68	4.52
Professor Jo Martin	0.00% 0	2.99% 2	14.93% 10	41.79% 28	32.84% 22	7.46% 5	67	4.13
Professor Charles Eberhart	1.49% 1	0.00% 0	4.48% 3	52.24% 35	37.31% 25	4.48% 3	67	4.30
Dr Anna Dorothea Wagner	0.00% 0	1.49% 1	7.46% 5	55.22% 37	29.85% 20	5.97% 4	67	4.21
Professor Christopher Griffiths	1.49% 1	0.00% 0	5.97% 4	43.28% 29	38.81% 26	10.45% 7	67	4.32
Professor Katrin Kerl	1.49% 1	1.49% 1	8.96% 6	44.78% 30	29.85% 20	13.43% 9	67	4.16
Professor Philip Johnson	0.00% 0	2.99% 2	5.97% 4	31.34% 21	43.28% 29	16.42% 11	67	4.38
Dr Ian Frayling	0.00% 0	0.00% 0	2.99% 2	38.81% 26	38.81% 26	19.40% 13	67	4.44
Dr Philip Macklin	1.49% 1	0.00% 0	4.48% 3	41.79% 28	19.40% 13	32.84% 22	67	4.16
Professor Paul McMenamin	0.00% 0	1.47% 1	2.94% 2	32.35% 22	36.76% 25	26.47% 18	68	4.42
Dr Keith Kaplan	0.00% 0	1.47% 1	7.35% 5	30.88% 21	35.29% 24	25.00% 17	68	4.33
Professor Ron Heeren	0.00% 0	0.00% 0	5.88% 4	27.94% 19	38.24% 26	27.94% 19	68	4.45
Dr Nitzan Rosenfeld	0.00% 0	0.00% 0	7.35% 5	29.41% 20	38.24% 26	25.00% 17	68	4.41
Dr Caroline Young	0.00% 0	0.00% 0	4.41% 3	29.41% 20	22.06% 15	44.12% 30	68	4.32
Prof Manuel Salto-Tellez	0.00% 0	0.00% 0	1.49% 1	37.31% 25	31.34% 21	29.85% 20	67	4.43
Prof AE Blandford	0.00% 0	0.00% 0	0.00% 0	0.00% 0	0.00% 0	0.00% 0	0	0.00
Prof AE Blandford	1.49% 1	2.99% 2	13.43% 9	34.33% 23	16.42% 11	31.34% 21	67	3.89

#	COMMENTS FOR "PROFESSOR MUNIR PIRMOHAMED"	DATE
1	Fantastic speaker!	1/24/2019 5:39 PM
2	Interesting	1/24/2019 11:59 AM
3	Extremely interesting, relevant talk delivered well	1/23/2019 10:53 PM
4	Outstanding speaker!	1/23/2019 6:17 PM
5	Not that relevant.	1/23/2019 5:09 PM
6	Excellent presenter, very interesting overview	1/23/2019 4:53 PM
7	Comprehensive and concise	1/23/2019 4:35 PM
#	COMMENTS FOR "PROFESSOR JO MARTIN"	DATE
1	Interesting	1/24/2019 11:59 AM
2	Well presented topic	1/23/2019 8:54 PM

PTM02: Let's talk precision pathology! - Tuesday 22nd January and Wednesday 23rd January 2019

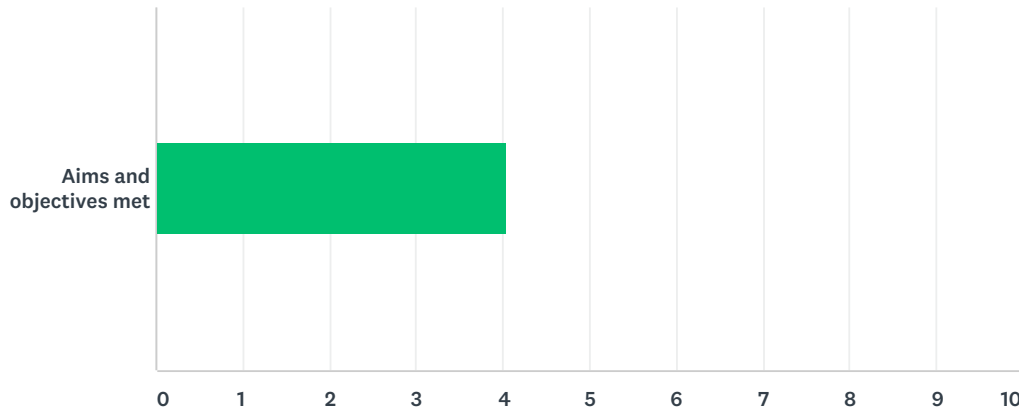
3	Very little new or inspiring info, but we all love Jo.	1/23/2019 5:09 PM
4	Excellent and thoughtful speaker, giving insight into the bigger picture	1/23/2019 4:53 PM
#	COMMENTS FOR "PROFESSOR CHARLES EBERHART"	DATE
1	Interesting	1/24/2019 11:59 AM
2	Informative topic well presented	1/23/2019 8:54 PM
3	Excellent	1/23/2019 6:17 PM
4	Excellent speaker. Very clear, concise and enthusiastic	1/23/2019 5:09 PM
5	Very few of us are neuropathologists, so reading the new WHO classification to use was dull and didn't really highlight the molecular aspects.	1/23/2019 5:09 PM
6	Concise presentation of a very complex area of histopathology	1/23/2019 4:53 PM
#	COMMENTS FOR "DR ANNA DOROTHEA WAGNER"	DATE
1	Wholly diagnostic and not research based	1/24/2019 3:26 PM
2	Interesting	1/24/2019 11:59 AM
3	Some interesting material. Not very focussed on pathology, though.	1/23/2019 5:09 PM
4	Fascinating topic that should have been given attention much sooner	1/23/2019 4:53 PM
#	COMMENTS FOR "PROFESSOR CHRISTOPHER GRIFFITHS"	DATE
1	Marginal in the extreme to pathology and pathologists	1/24/2019 3:26 PM
2	Interesting	1/24/2019 11:59 AM
3	Useful topic in practice	1/23/2019 8:54 PM
4	Some interesting material. Not very focussed on pathology, though.	1/23/2019 5:09 PM
5	Brilliant and enthusiastic speaker, very impressive service provision on the basis of combined health and social care budget. Unfortunately there was no time for questions	1/23/2019 4:53 PM
#	COMMENTS FOR "PROFESSOR KATRIN KERL"	DATE
1	Interesting	1/24/2019 11:59 AM
2	Essential topic for practice	1/23/2019 8:54 PM
3	too much detail, should have presented a helicopter view for non-dermatopathologists	1/23/2019 5:35 PM
4	Largely irrelevant to the audience.	1/23/2019 5:09 PM
5	Very interesting topic and well presented	1/23/2019 4:53 PM
#	COMMENTS FOR "PROFESSOR PHILIP JOHNSON"	DATE
1	same	1/24/2019 3:26 PM
2	Interesting	1/24/2019 11:59 AM
3	Updated on HCC	1/23/2019 8:54 PM
4	Excellent!	1/23/2019 6:17 PM
5	Excellent and well-presented talk	1/23/2019 5:15 PM
6	Not very relevant to the audience.	1/23/2019 5:09 PM
7	excellent presentation of a fascinating development towards personalised medicine/early detection of HCC	1/23/2019 4:53 PM
#	COMMENTS FOR "DR IAN FRAYLING"	DATE
1	Interesting	1/24/2019 11:59 AM
2	Superb Goudie lecture!	1/23/2019 9:43 PM
3	Always enjoyable topic for updating	1/23/2019 8:54 PM
4	Excellent!	1/23/2019 6:17 PM

PTM02: Let's talk precision pathology! - Tuesday 22nd January and Wednesday 23rd January 2019

5	Great delivery	1/23/2019 5:09 PM
6	Fascinating presentation	1/23/2019 4:53 PM
#	COMMENTS FOR "DR PHILIP MACKLIN"	DATE
1	Interesting	1/24/2019 11:59 AM
2	Needs to remember to thank each speaker, which he never does.	1/23/2019 5:09 PM
3	He was Chairman of >1 session, but did not speak, or anyway not a lecture	1/23/2019 4:37 PM
#	COMMENTS FOR "PROFESSOR PAUL MCMENAMIN"	DATE
1	Interesting	1/24/2019 11:59 AM
2	Excellent 3D printing material	1/23/2019 9:43 PM
3	Excellent!	1/23/2019 6:17 PM
4	Interesting, but not enough about pathology. This was anatomy-focussed.	1/23/2019 5:09 PM
#	COMMENTS FOR "DR KEITH KAPLAN"	DATE
1	Interesting	1/24/2019 11:59 AM
2	Really wonderful talk, touched on so many subjects beyond pathology and was not too packed.	1/24/2019 10:04 AM
3	Very simplistic and dull. No new ideas. Would have been a good after-dinner speech.	1/23/2019 5:09 PM
#	COMMENTS FOR "PROFESSOR RON HEEREN"	DATE
1	Interesting	1/24/2019 11:59 AM
2	Outstanding. New material. Well presented. Would have appreciated a bit more about how techniques are actually done.	1/23/2019 5:09 PM
#	COMMENTS FOR "DR NITZAN ROSENFELD"	DATE
1	Interesting	1/24/2019 11:59 AM
2	A little too crowded despite really interesting material.	1/24/2019 10:04 AM
3	Excellent ctDNA talk!	1/23/2019 9:43 PM
4	Lucrative new topic well presented	1/23/2019 8:54 PM
5	Excellent!	1/23/2019 6:17 PM
6	Fascinating and relevant.	1/23/2019 5:09 PM
#	COMMENTS FOR "DR CAROLINE YOUNG"	DATE
1	Interesting	1/24/2019 11:59 AM
2	Really calming and not useful!	1/23/2019 9:38 PM
3	? on programme	1/23/2019 5:22 PM
#	COMMENTS FOR "PROF MANUEL SALTO-TELLEZ"	DATE
1	Interesting	1/24/2019 11:59 AM
2	Very impressive talk	1/23/2019 9:43 PM
#	COMMENTS FOR "PROF AE BLANDFORD"	DATE
	There are no responses.	
#	COMMENTS FOR "PROF AE BLANDFORD"	DATE
1	Interesting	1/24/2019 11:59 AM
2	Did not link to Pathology well	1/23/2019 9:43 PM
3	Presenter had lots of enthusiasm but little new or interesting information. Talk failed to meet expectations.	1/23/2019 6:56 PM

Q2 How well were the stated aims and objectives met?

Answered: 68 Skipped: 0

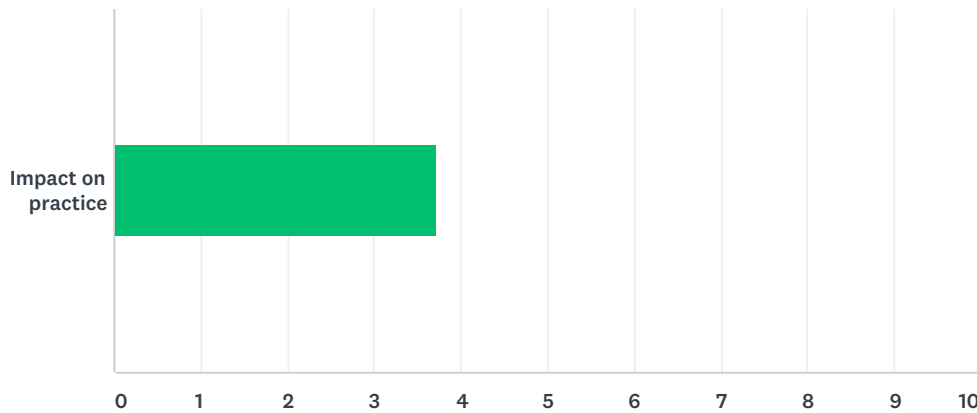


⚠️ Oops!, something went wrong displaying your summary table.

#	DO YOU HAVE ANY OTHER COMMENTS?	DATE
1	many of the talks were scarcely relevant to pathology	1/24/2019 3:27 PM
2	This was an excellent meeting which brought me as a 'jobbing' pathologist right up to date with what is happening, what is new and what the future is looking like in Health Care and in Laboratory Medicine.	1/24/2019 9:07 AM
3	Range of tests not that well covered	1/23/2019 9:58 PM
4	Nice casual atmosphere; time for discussion and networking.	1/23/2019 6:18 PM
5	Excellent range of speakers and topics.	1/23/2019 5:20 PM
6	I only attended part of the meeting but enjoyed it and found it useful.	1/23/2019 5:15 PM
7	Fun socially. Overall the choices of speakers were poor, with over half of them being largely irrelevant to precision pathology. Maybe they needed a clearer brief. Socially the meeting was great.	1/23/2019 5:10 PM
8	Day one of this meeting left me hopeful in relation to developments that matter to patients (early disease detection i.e.Psoriasis, HCC, and treatment i.e.Psoriatris). However, work appears to be required to improve accuracy and precision in using molecular techniques (NEQUAS results mentioned by Prof Martin) and diagnostic pathologists have to be provided with the state of the art tools to keep up with developments elsewhere to remain the centre of the diagnostic process and facilitate treatment options. Equal access for all patients must be the focus. Thank you for an extremely valuable and thought provoking day.	1/23/2019 5:01 PM
9	Truly illuminating	1/23/2019 4:38 PM
10	Good overview on emerging topics, challenges, solutions and technologies	1/23/2019 4:36 PM

Q3 How will the knowledge gained from this conference impact on your practice?

Answered: 63 Skipped: 5



⚠️ Oops!, something went wrong displaying your summary table.

#	ADDITIONAL COMMENTS	DATE
1	A good range of talks raising many questions	1/24/2019 12:51 PM
2	I am not a pathologist.	1/24/2019 10:06 AM
3	Most of the topics have little or no impact on my day to day work but with the information shared and gained, I now appreciate what changes may occur in the future which could impact on my work	1/24/2019 9:12 AM
4	I will be more careful in accepting molecular results in the future	1/23/2019 5:07 PM
5	I am responsible for a small private pathology laboratory and would love to introduce this kind of work, but I think it will be some time before that can happen	1/23/2019 4:41 PM

Q4 What further reading, action or learning has this meeting promoted?

Answered: 63 Skipped: 5

#	RESPONSES	DATE
1	reading articles,correlation with clinicals	2/28/2019 6:54 PM
2	Inspired me to continue with projects that I have thought about but not had time to complete	2/25/2019 3:19 PM
3	This meeting has promoted more reading in the line of personalized medicine.	2/17/2019 1:31 AM
4	Overview of precision pathology	2/4/2019 4:52 PM
5	Background reading into accuracy/reproducibility of molecular techniques	2/4/2019 8:31 AM
6	AI	2/3/2019 10:57 PM
7	Promoted further learning on latest diagnostic techniques	2/1/2019 12:05 PM
8	Literature search regarding AI in Pathology	1/25/2019 12:41 AM
9	Moleculsr	1/24/2019 11:00 PM
10	Liquid biopsy lecture provided useful background to use in a future grant.	1/24/2019 5:42 PM
11	Jo Martin's talk has made me aware of how we take the reproducibility of lab tests for granted, and to be more cautious when interpreting them. I'm keen to learn more about the genetic and molecular basis of psoriasis, which is a far more complicated disease than I gave it credit for before the conference. Also keen to increase my awareness of sexual dimorphism in medicine. Conference as a whole emphasised how pathology is at the cutting edge of modern medical practice, and I feel inspired to stay more informed about new developments in the field.	1/24/2019 4:09 PM
12	None	1/24/2019 3:29 PM
13	None yet: you demand a turnaround of two days for this questionnaire, so this question is ridiculous	1/24/2019 2:09 PM
14	AI in path	1/24/2019 1:51 PM
15	New techniques	1/24/2019 1:32 PM
16	Into the future if pathology	1/24/2019 12:53 PM
17	Further reading about artificial intelligence	1/24/2019 12:51 PM
18	Thinking about the role of VR in teaching registrars	1/24/2019 12:01 PM
19	Understanding the implications of ordering molecular tests(sensitivity, clinical relevance)	1/24/2019 11:40 AM
20	The power of big data!	1/24/2019 11:22 AM
21	We were sponsors and found lot of interest into us supplying potentially KRAS testing etc	1/24/2019 11:15 AM
22	More interest in immunopathology	1/24/2019 11:09 AM
23	Further/follow-up contacts	1/24/2019 10:32 AM
24	Further reading in to the use of mass spectrometry	1/24/2019 10:25 AM
25	Consideration of 3D scanning specimens	1/24/2019 10:19 AM
26	Further reading of the papers on AI in medicine.	1/24/2019 10:06 AM
27	Need to be aware of changes in service delivery as an impact of what was discussed	1/24/2019 9:12 AM
28	None	1/24/2019 8:05 AM
29	Broader scientific research in allied disciplines to pathology	1/24/2019 7:24 AM
30	Probably being more open to adoption of digital pathology techniques in routine practice	1/24/2019 12:25 AM

PTM02: Let's talk precision pathology! - Tuesday 22nd January and Wednesday 23rd January 2019

31	Some very interesting posters from students! Particularly in education section, will look into e-learning in more depth!	1/23/2019 10:55 PM
32	Literature searches	1/23/2019 10:01 PM
33	Understanding basic knowledge behind genetic testing and how it translates to clinical practice	1/23/2019 9:56 PM
34	I really enjoyed learning about the different ways of teaching anatomy through VR and 3D printing	1/23/2019 9:40 PM
35	around topics discussed	1/23/2019 9:29 PM
36	To update molecular pathology	1/23/2019 8:57 PM
37	Collaboration with industry Incorporation of Molecular Pathology and genomics into traditional Pathology Deep learning/AI Digital pathology Time management Interview skills	1/23/2019 7:39 PM
38	Dermatopathology, molecular pathology.	1/23/2019 7:04 PM
39	N/A	1/23/2019 6:45 PM
40	Try to maintain reading outside my field of speciality.	1/23/2019 6:20 PM
41	Research in gender medicine	1/23/2019 6:18 PM
42	Validation of clinical molecular testing to be further supported within the department, with reading into latest NEQAS report. Reading into concept of gender medicine and potential for research opportunities. Learning about oncological and pharmacological progress has highlighted impact of molecular pathology and genomics on current and future clinical practice.	1/23/2019 5:51 PM
43	I've become more interested in the analysis of ctDNA for tumour diagnosis and tracking	1/23/2019 5:48 PM
44	i have not listened to many of the other talks (unfortunately this was not possible)	1/23/2019 5:44 PM
45	I have exchanged contact emails with Keith Kaplan and will meet Ron Heeren to explore collaborations	1/23/2019 5:40 PM
46	Was very interested in talk on ctDNA and how this could potentially be used for detection of early cancers and monitoring treatment. Plan to read further in this area. Also was very interested by talk from Professor Heeren regarding molecular imaging and also prompted to read more on this.	1/23/2019 5:33 PM
47	Access to online resources, better awareness of other subject areas. Will definitely read up more about usage of genomics in the Nhs at point of care and artificial intelligence.	1/23/2019 5:29 PM
48	Molecular testing and NGS	1/23/2019 5:27 PM
49	Papers to follow up	1/23/2019 5:23 PM
50	Digital pathology	1/23/2019 5:23 PM
51	Greater understanding of the importance of combining routine microscopy with molecular tests.	1/23/2019 5:18 PM
52	genomics	1/23/2019 5:13 PM
53	New collaborations to get up and running.	1/23/2019 5:13 PM
54	A focus on molecular stratification in diagnosis	1/23/2019 5:13 PM
55	I read the open access paper in J Clin Path 'Results of the UK NEQAS for Molecular Genetics reference sample analysis' and found it very useful	1/23/2019 5:07 PM
56	Interesting talks, i am motivated to get involved in some more research projects and present a paper next year.	1/23/2019 5:01 PM
57	.	1/23/2019 4:55 PM
58	Molecular genetics	1/23/2019 4:50 PM
59	Guided me towards a new direction	1/23/2019 4:47 PM
60	..	1/23/2019 4:47 PM
61	To develop further my theories of cancer and the 'malignant-clone-defining mutation set'	1/23/2019 4:41 PM
62	Implementing AI into pathology practice	1/23/2019 4:38 PM
63	Further reading around current use of personalised medicine, particularly in cancer patients.	1/23/2019 4:37 PM

Q5 What did you hope to gain from this meeting?

Answered: 63 Skipped: 5

#	RESPONSES	DATE
1	To improve my practice in pathology	2/28/2019 6:54 PM
2	further research ideas	2/25/2019 3:19 PM
3	My hope was to understand how precision pathology helps to identify the best treatment for every individual. Rather than assuming there is one treatment that works for everyone.	2/17/2019 1:31 AM
4	Overview of precision pathology	2/4/2019 4:52 PM
5	Greater understanding of how far precision pathology has been integrated into current practice, what we have left to consider and implement and how this may happen in the near or distant future	2/4/2019 8:31 AM
6	Networking	2/3/2019 10:57 PM
7	Increased knowledge on new techniques and personalised medicine	2/1/2019 12:05 PM
8	More details in the new tests available and ways to incorporate these in our everyday practice	1/25/2019 12:41 AM
9	Broad understanding	1/24/2019 11:00 PM
10	Increase knowledge of emerging technologies.	1/24/2019 5:42 PM
11	Practice presenting posters An insight into novel and cutting edge pathological research.	1/24/2019 4:09 PM
12	Something about how advanced molecular techniques will help advance pathology practice	1/24/2019 3:29 PM
13	Updating	1/24/2019 2:09 PM
14	learn more about the future of path	1/24/2019 1:51 PM
15	New techniques	1/24/2019 1:32 PM
16	1, making a successful plenary presentation on BREXA 2, network 3, to be aware of current trends in pathology	1/24/2019 12:53 PM
17	Good reviews and challenging questions	1/24/2019 12:51 PM
18	An overview of current developments in personalised medicine	1/24/2019 12:01 PM
19	Updates on molecular pathology	1/24/2019 11:40 AM
20	An idea of the future of Pathology training	1/24/2019 11:22 AM
21	We were both a sponsor an a delegate and found that we gained good knowledge of the current environment and it was a useful tool for networking	1/24/2019 11:15 AM
22	Further insight and knowledge	1/24/2019 11:09 AM
23	Updates and networking	1/24/2019 10:32 AM
24	Experience speaking at a conference.	1/24/2019 10:25 AM
25	networking	1/24/2019 10:19 AM
26	An insight into how current and future technology is shaping pathology, especially molecular.	1/24/2019 10:06 AM
27	a comprehensive update on what is happening in Pathology in the context of precision medicine	1/24/2019 9:12 AM
28	Less hype, more data	1/24/2019 8:05 AM
29	Digital pathology research details; AI and its prospects; where collaborations could be developed	1/24/2019 7:24 AM
30	An awareness of recent developments in digital pathology	1/24/2019 12:25 AM
31	A need to improve my presentation skills	1/23/2019 10:55 PM
32	Updating of knowledge	1/23/2019 10:01 PM

PTM02: Let's talk precision pathology! - Tuesday 22nd January and Wednesday 23rd January 2019

33	Implementing precision pathology in future research	1/23/2019 9:56 PM
34	More ideas about research and how to present my ideas	1/23/2019 9:40 PM
35	knowledge and professional networking	1/23/2019 9:29 PM
36	Overall professional updating	1/23/2019 8:57 PM
37	Recent advances in the field of Precision Pathology Scope and opportunities to work in industry Career progression pathway/guideline	1/23/2019 7:39 PM
38	Updates on the topics of the talks. Meet colleagues.	1/23/2019 7:04 PM
39	N/A	1/23/2019 6:45 PM
40	Networking, research opportunities	1/23/2019 6:20 PM
41	An up to date understanding of precision medicine	1/23/2019 6:18 PM
42	Insight into emerging trends and innovation in precision medicine and pathology.	1/23/2019 5:51 PM
43	I wanted to network with fellow researchers and find out about new and interesting technologies and methodologies, and I have.	1/23/2019 5:48 PM
44	I went there as invited speaker	1/23/2019 5:44 PM
45	knowledge, contacts, networking	1/23/2019 5:40 PM
46	An understanding of what the pathology field expected for the future of pathology and areas of interesting growth and development. Networking with pathologists especially trainees.	1/23/2019 5:33 PM
47	Updates and recent progress in precision diagnostic histopathology.	1/23/2019 5:29 PM
48	Latest developments in AI	1/23/2019 5:27 PM
49	Networking and greater knowledge of precision med	1/23/2019 5:23 PM
50	More histopathology diagnostic information	1/23/2019 5:23 PM
51	A greater understanding of what is topical in pathology.	1/23/2019 5:18 PM
52	the latest in precision medicine	1/23/2019 5:13 PM
53	A really good understanding of the trials and tribulations of genomic medicine.	1/23/2019 5:13 PM
54	Precision pathology in its application to everyday work of a histopathologist	1/23/2019 5:13 PM
55	presentation of new antibodies/ tests to evaluate tissue samples. However, the focus on the bigger picture, although in great detail (see Prof Johnson's lecture) was fascinating and very useful. The posters and short presentations provided more in depth details so that the meeting was very balanced.	1/23/2019 5:07 PM
56	A broader perspective in different specialties of medicine	1/23/2019 5:01 PM
57	overview of practices and in which direction pathology is moving	1/23/2019 4:55 PM
58	Further research in ovarian cancer	1/23/2019 4:50 PM
59	Really gained understanding of precision pathology	1/23/2019 4:47 PM
60	Meeting colleagues sharing same interests	1/23/2019 4:47 PM
61	Just what it said	1/23/2019 4:41 PM
62	What I got	1/23/2019 4:38 PM
63	Exposure to academic pathology community and broaden understanding of recent advances in genomics.	1/23/2019 4:37 PM

Q6 Suggestions for future meetings

Answered: 23 Skipped: 45

#	RESPONSES	DATE
1	I suggest more interact sessions	2/28/2019 6:54 PM
2	Speakers sharing experience when applying all this new technology in the routine practice of a Histopathology department	1/25/2019 12:41 AM
3	Impact of genomics on pathology research and practice	1/24/2019 3:29 PM
4	Medical education as applied to pathology	1/24/2019 2:09 PM
5	A session for those planning to apply to Pathology.	1/24/2019 11:22 AM
6	na	1/24/2019 11:09 AM
7	An update on the topics at a suitable interval to evaluate any service impacts	1/24/2019 9:12 AM
8	More on digital pathology and image analysis	1/23/2019 10:01 PM
9	It was really good!	1/23/2019 9:40 PM
10	I would appreciate a more specific and detailed workshop focused to junior doctors thinking Pathology as a career option.	1/23/2019 7:39 PM
11	More updates on actual advances in diagnostic pathology or disease mechanisms. Less speculating about the future.	1/23/2019 7:04 PM
12	N/A	1/23/2019 6:45 PM
13	Goudie award lecture earlier on the first day?	1/23/2019 6:20 PM
14	Digital pathology and AI	1/23/2019 5:51 PM
15	the conference room was freezingly cold on the second day, almost unbearable as one had to concentrate not to shiver instead of concentrating on the content quality of the food was not brilliant, food was almost cold and no great choice, portion size too small, no good alternative if you don't want the 'hot' food, salads were also not very good. too little water/juice to drink, too many people waiting to simply get cutlery, not enough high tables to eat the food	1/23/2019 5:40 PM
16	More like this. Over lap between other scientific research areas and pathology. Maybe a meeting on earlier diagnosis or disease prevention.	1/23/2019 5:29 PM
17	Workshop related to the theme	1/23/2019 5:27 PM
18	More histopathology	1/23/2019 5:23 PM
19	This format worked well. Talks that combine morphology and molecular testing in a routine setting are very useful.	1/23/2019 5:18 PM
20	Arrange accommodation for delegates near the venue, so we aren't dispersed everywhere. More focus on topics relevant to pathologists, not on less relevant areas of oncology or pharmacology.	1/23/2019 5:13 PM
21	Similar format and calibre of presenters	1/23/2019 5:07 PM
22	include some bioinformatic talks	1/23/2019 4:55 PM
23	nil	1/23/2019 4:37 PM

Q7 Other comments

Answered: 9 Skipped: 59

#	RESPONSES	DATE
1	na	1/24/2019 11:09 AM
2	Good venue Food was OK Rapid-fire presentations worked well - would be improved by allowing at least 1 question for each speaker.	1/23/2019 10:01 PM
3	Really useful that Caroline made a Whatsapp group for undergrads and trainees to socialise and meet each other more	1/23/2019 9:40 PM
4	N/A	1/23/2019 6:45 PM
5	One question per rapid fire? This would enable assessment of the speaker's ability in answering questions succinctly as well.	1/23/2019 6:20 PM
6	Very nice, well organized meeting	1/23/2019 5:44 PM
7	Overall enjoyable meeting. Good balance of speakers. Good, comfortable venue.	1/23/2019 5:33 PM
8	excellent day and venue.	1/23/2019 5:07 PM
9	nil	1/23/2019 4:37 PM

Q8 How well do you think the E-posters worked?

Answered: 32 Skipped: 36

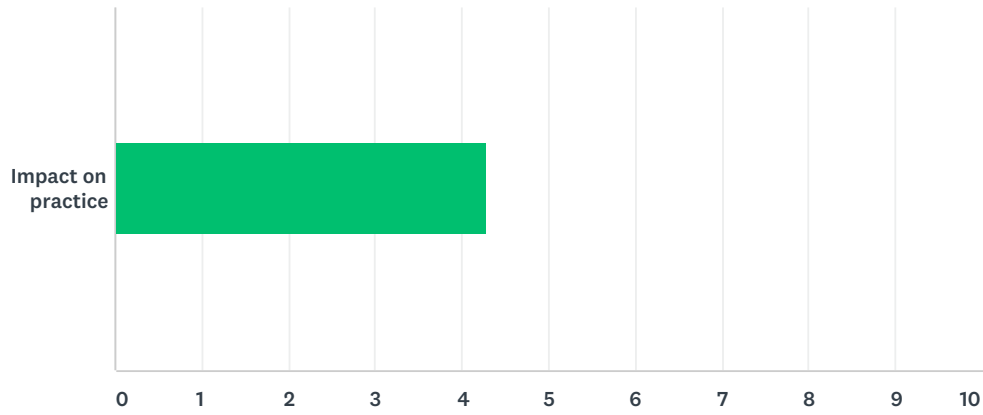
#	RESPONSES	DATE
1	very good and informative	2/28/2019 6:54 PM
2	I did not think they worked. You had to be right next to it, to read the text, but once 2 or 3 people were there, it was too crowded. I was unable to hear the conversation between the presenters and the judges.	1/24/2019 5:42 PM
3	Good	1/24/2019 3:29 PM
4	Interesting idea: I'd like to see poster rounds presented this way	1/24/2019 2:09 PM
5	didn't work for me as the skin posters were not included	1/24/2019 12:51 PM
6	very well, got new info	1/24/2019 11:09 AM
7	prefer printed ones to browse and for presentations	1/24/2019 10:19 AM
8	I prefer paper posters. Also unclear what the voting was for.	1/24/2019 10:06 AM
9	I really enjoyed this new venture - the ability to move between abstract and poster, the ability to enlarge poster content especially where detail was small and easy access. especially valuable for those who may wish to have a poster at a meeting where that physical need to bring a poster is not there which means many practical solutions	1/24/2019 9:12 AM
10	Reasonably well	1/24/2019 7:24 AM
11	In practice, I think it would only work if everyone had a screen... Too few at the conference. But they were easy to navigate and clear where used!	1/23/2019 10:55 PM
12	Not that well at all. It was not possible to hear what was being said during poster rounds at the E-posters. I don't like that format for viewing the poster material either.	1/23/2019 10:01 PM
13	I really liked the short bursts	1/23/2019 9:40 PM
14	Well done all educational	1/23/2019 8:57 PM
15	Good	1/23/2019 7:39 PM
16	Nice idea but current implementation is useless. Too small screen and unwieldy interface. It was like using a giant smartphone - too much zooming and panning required to see the poster print (which was fine for the paper printed versions at A0 size). Waste of time and money to invest in more of the same. If you had A0 (or bigger) HD screens then that might be an improvement.	1/23/2019 7:04 PM
17	N/A	1/23/2019 6:45 PM
18	Very good.	1/23/2019 6:20 PM
19	Less impactful than conventional poster due to reduced access to screens. Incorporation of other media may make e-poster format more valuable.	1/23/2019 5:51 PM
20	I was asked to submit an E-poster. The communication before the event could have been better. For instance, it wasn't clear how strictly we were meant to follow the format provided (i.e. font size and having each section below the next). It also seemed like the E-poster was just meant to be an advert for the actual poster, so people see your E-poster on the screen and then come and talk to you at your actual poster. It was a surprise that I had to present the E-poster during the official rounds. However, I do think that the E-poster is a good format for finding and looking at posters	1/23/2019 5:48 PM
21	the feedback I received from delegates was not very positive	1/23/2019 5:40 PM
22	N/A	1/23/2019 5:33 PM
23	Didn't use them as they were always in use which I take as a positive sign.	1/23/2019 5:29 PM
24	Not well - too small and only those at front (3 people max) could hear	1/23/2019 5:23 PM
25	Good - but the definition tended to fall once one zoomed in.	1/23/2019 5:18 PM

PTM02: Let's talk precision pathology! - Tuesday 22nd January and Wednesday 23rd January 2019

26	Good in principle, but the post is shown with a broad margin around it, making it rather small. Can that be changed to that the poster fills the entire E-poster screen?	1/23/2019 5:13 PM
27	Preferred the printed posters	1/23/2019 5:07 PM
28	good	1/23/2019 4:55 PM
29	Really well	1/23/2019 4:47 PM
30	Didn't see them	1/23/2019 4:41 PM
31	Every needs to get used to it	1/23/2019 4:38 PM
32	well	1/23/2019 4:37 PM

Q9 How would you rate the organisation of the workshop?

Answered: 60 Skipped: 8

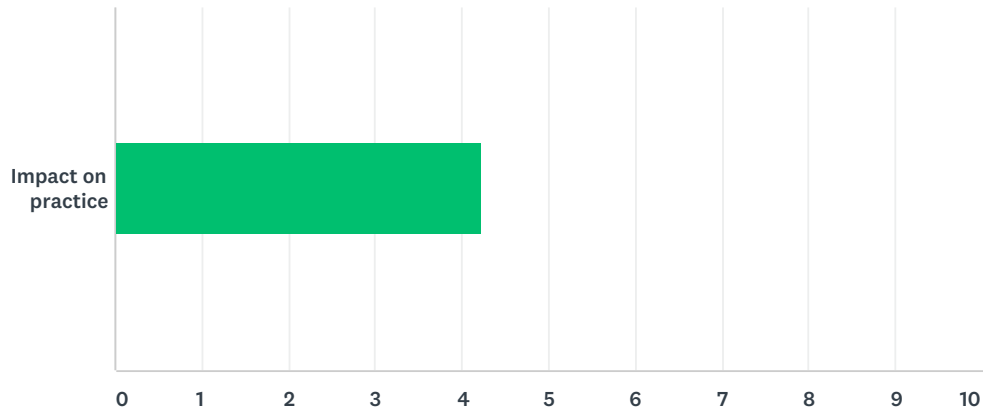


⚠️ Oops!, something went wrong displaying your summary table.

#	ADDITIONAL COMMENTS	DATE
1	Did not attend a workshop	1/23/2019 5:10 PM

Q10 How much did you learn during this workshop?

Answered: 60 Skipped: 8

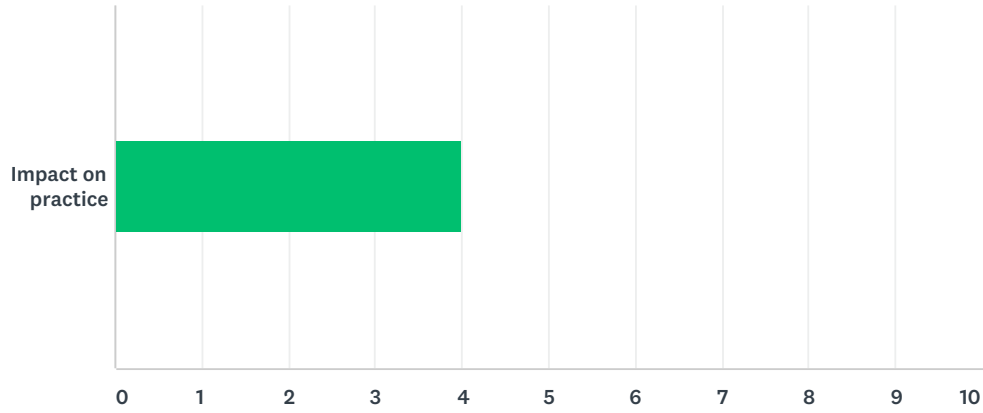


⚠️ Oops!, something went wrong displaying your summary table.

#	ADDITIONAL COMMENTS	DATE
1	as above	1/23/2019 5:10 PM

Q11 How interactive was the workshop?

Answered: 60 Skipped: 8

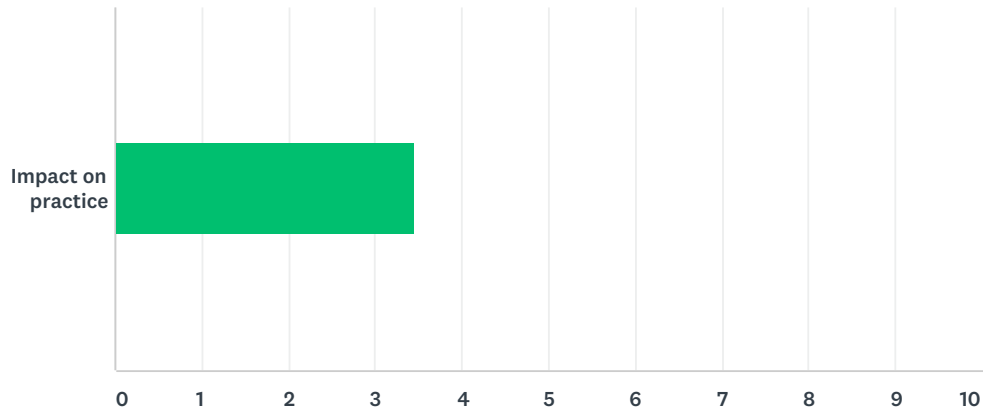


⚠️ Oops!, something went wrong displaying your summary table.

#	ADDITIONAL COMMENTS	DATE
1	as above	1/23/2019 5:10 PM

Q12 What was the level of difficulty of the workshop?

Answered: 60 Skipped: 8

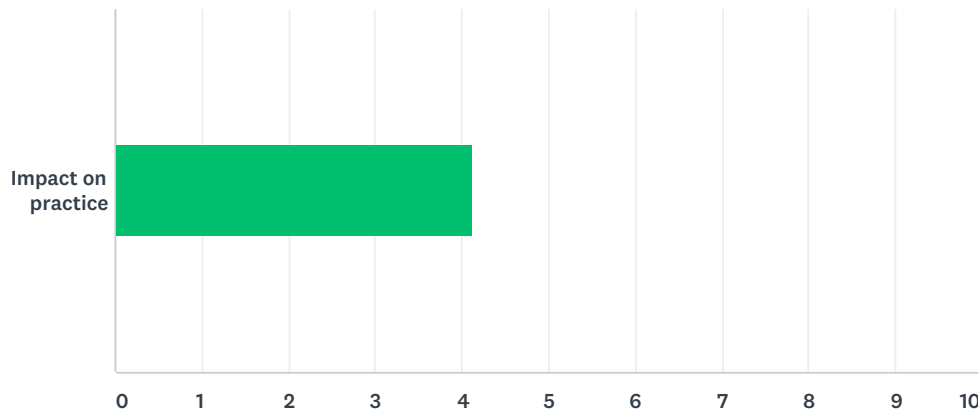


⚠️ Oops!, something went wrong displaying your summary table.

#	ADDITIONAL COMMENTS	DATE
1	as above	1/23/2019 5:10 PM

Q13 To what extent do you think this workshop was useful for your future career?

Answered: 60 Skipped: 8

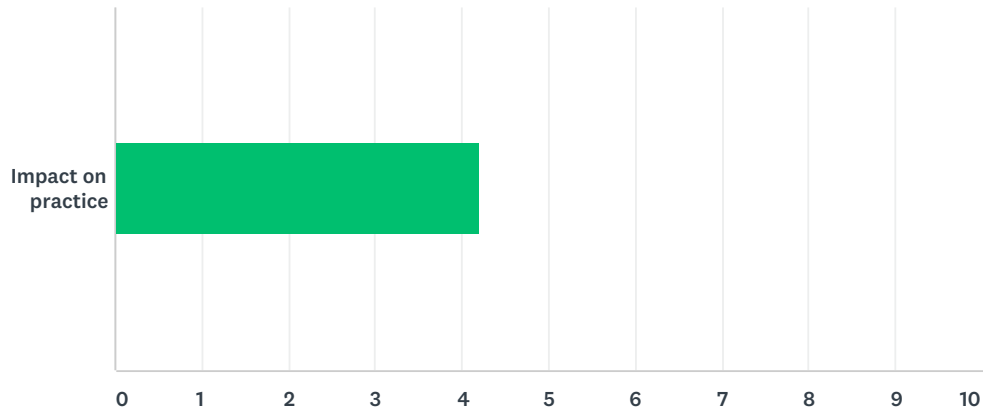


⚠️ Oops!, something went wrong displaying your summary table.

#	ADDITIONAL COMMENTS	DATE
1	For somebody who is at the end of ones career - probably of no value	1/24/2019 9:15 AM
2	as above	1/23/2019 5:10 PM

Q14 To what degree did the workshop match with your expectations?

Answered: 60 Skipped: 8

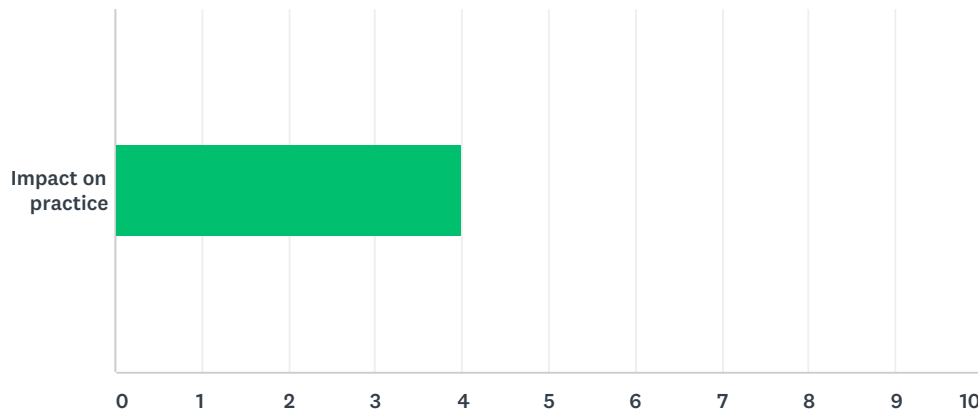


⚠️ Oops!, something went wrong displaying your summary table.

#	ADDITIONAL COMMENTS	DATE
1	as above	1/23/2019 5:10 PM

Q15 To what extent do you think the speed interviewing and feedback on it was helpful?

Answered: 60 Skipped: 8

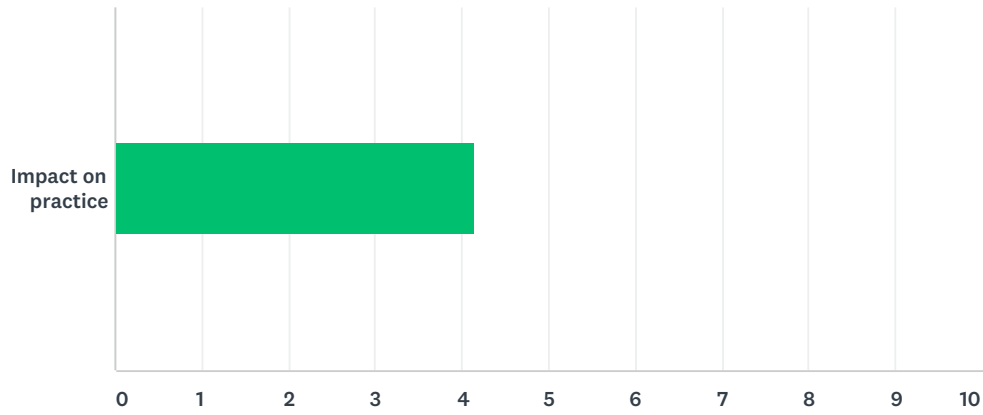


⚠️ Oops!, something went wrong displaying your summary table.

#	ADDITIONAL COMMENTS	DATE
1	Would have been more useful for the facilitator to go round and ask each person one question and give feedback	1/23/2019 9:42 PM
2	as above	1/23/2019 5:10 PM

Q16 Did you find the part about career development useful?

Answered: 60 Skipped: 8

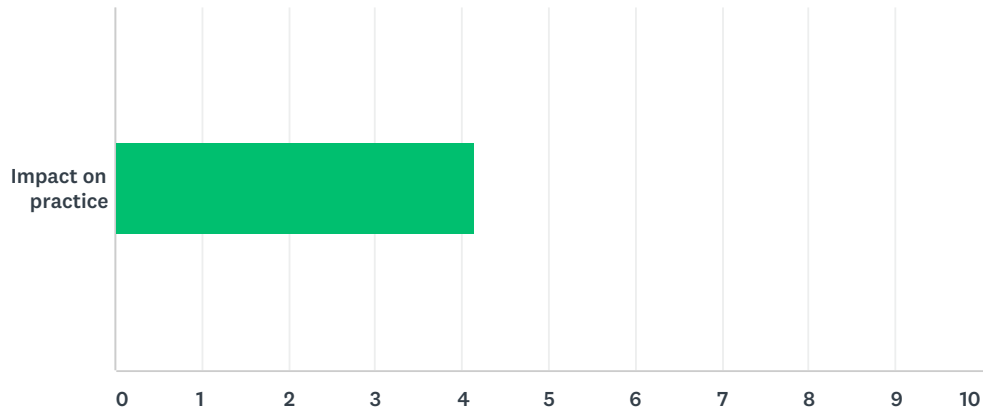


⚠️ Oops!, something went wrong displaying your summary table.

#	ADDITIONAL COMMENTS	DATE
1	as above	1/23/2019 5:10 PM

Q17 Did you find the part about time management useful?

Answered: 60 Skipped: 8



⚠️ Oops!, something went wrong displaying your summary table.

#	ADDITIONAL COMMENTS	DATE
1	Really good talk	1/23/2019 9:42 PM
2	Did not attend	1/23/2019 5:14 PM
3	as above	1/23/2019 5:10 PM

Q18 Which aspects did you like most about the workshop?

Answered: 60 Skipped: 8

#	RESPONSES	DATE
1	providing opportunity for trainees to learn as well as improve their practical knowledge	2/28/2019 6:58 PM
2	N/A	2/25/2019 3:20 PM
3	I enjoyed the discussing with Dr. Kaplan on "A pathologist in industry"	2/17/2019 1:38 AM
4	Overview of precision pathology	2/4/2019 4:52 PM
5	Did not attend	2/4/2019 8:33 AM
6	na	2/3/2019 10:57 PM
7	I enjoyed the variety of the symposium and plenary presentations and I enjoyed looking at the poster presentations	2/1/2019 12:08 PM
8	Nice set up with good length of the presentations and very good variety of topics	1/25/2019 12:43 AM
9	All	1/24/2019 11:00 PM
10	N/A	1/24/2019 5:43 PM
11	-	1/24/2019 4:09 PM
12	N/A	1/24/2019 3:41 PM
13	N/A	1/24/2019 2:09 PM
14	not attended	1/24/2019 1:52 PM
15	Informal	1/24/2019 1:33 PM
16	Digital pathology and sexual dimorphism in cancer	1/24/2019 12:54 PM
17	didn't attend	1/24/2019 12:52 PM
18	N/A	1/24/2019 12:01 PM
19	n/a	1/24/2019 11:41 AM
20	n/a	1/24/2019 11:23 AM
21	We did not attend the workshop	1/24/2019 11:15 AM
22	NA	1/24/2019 11:10 AM
23	Interactivity and informality	1/24/2019 10:34 AM
24	ok	1/24/2019 10:20 AM
25	Th breadth of the talks and the speakers, including people who are not pathologists, was great but I am speaking as a non pathologist.	1/24/2019 10:07 AM
26	especially useful for those who may be undergraduates	1/24/2019 9:15 AM
27	.	1/24/2019 8:07 AM
28	n/a; not a trainee	1/24/2019 7:25 AM
29	N/A	1/24/2019 7:01 AM
30	Virtual reality in teaching	1/24/2019 12:30 AM
31	I was not there for it	1/23/2019 10:57 PM
32	N/A	1/23/2019 10:03 PM
33	Day 1 lectures	1/23/2019 9:59 PM
34	Really enjoyed the ability for discussion in a small group	1/23/2019 9:42 PM

PTM02: Let's talk precision pathology! - Tuesday 22nd January and Wednesday 23rd January 2019

35	standard set	1/23/2019 9:30 PM
36	N/A	1/23/2019 9:01 PM
37	Career workshop	1/23/2019 7:53 PM
38	Why are you forcing me to answer a question about a trainee workshop I did not attend? This should not be mandatory.	1/23/2019 7:09 PM
39	N/A	1/23/2019 6:46 PM
40	Not applicable	1/23/2019 6:21 PM
41	Presentations from experts in their field such as brain cancer classification	1/23/2019 6:19 PM
42	Time management	1/23/2019 6:19 PM
43	NA	1/23/2019 5:52 PM
44	Didn't attend as I'm not a pathologist/trainee pathologist	1/23/2019 5:50 PM
45	i DID NOT HAVE THE OPPORTUNITY TO ATTEND MOST PARTS OF THE MEETING	1/23/2019 5:46 PM
46	not applicable	1/23/2019 5:41 PM
47	N/A	1/23/2019 5:33 PM
48	I did not attend the trainee workshop	1/23/2019 5:31 PM
49	N/A	1/23/2019 5:28 PM
50	Neuropathology and 3D printing	1/23/2019 5:26 PM
51	na	1/23/2019 5:24 PM
52	n/a	1/23/2019 5:18 PM
53	Did not attend	1/23/2019 5:14 PM
54	did not attend	1/23/2019 5:14 PM
55	N/A	1/23/2019 5:10 PM
56	N	1/23/2019 4:51 PM
57	..	1/23/2019 4:47 PM
58	Not being a trainee I did not attend the workshop - presumably that is what you mean?	1/23/2019 4:43 PM
59	The level of excellence	1/23/2019 4:41 PM
60	NA	1/23/2019 4:37 PM

Q19 What did you expect of the workshop?

Answered: 60 Skipped: 8

#	RESPONSES	DATE
1	The work shop would be more aspiring and useful	2/28/2019 6:58 PM
2	N.A	2/25/2019 3:20 PM
3	I expected we would be taught about how to increase our chances of getting into training. Also, I was looking forward to learn about opportunities available to pathologist.	2/17/2019 1:38 AM
4	Overview of precision pathology	2/4/2019 4:52 PM
5	Did not attend	2/4/2019 8:33 AM
6	na	2/3/2019 10:57 PM
7	I expected the workshop to cover some of the latest techniques used in personalised medicine and the importance of precision pathology	2/1/2019 12:08 PM
8	Introduction to new techniques available for future improvements in our service	1/25/2019 12:43 AM
9	Aims	1/24/2019 11:00 PM
10	N/A	1/24/2019 5:43 PM
11	-	1/24/2019 4:09 PM
12	N/A	1/24/2019 3:41 PM
13	N/A	1/24/2019 2:09 PM
14	not attended	1/24/2019 1:52 PM
15	Not sure	1/24/2019 1:33 PM
16	Uptodate knowledge	1/24/2019 12:54 PM
17	didn't attend	1/24/2019 12:52 PM
18	N/A	1/24/2019 12:01 PM
19	n/a	1/24/2019 11:41 AM
20	n/a	1/24/2019 11:23 AM
21	We did not attend the workshop	1/24/2019 11:15 AM
22	NA	1/24/2019 11:10 AM
23	Not sure	1/24/2019 10:34 AM
24	not sure	1/24/2019 10:20 AM
25	As before	1/24/2019 10:07 AM
26	Probably had no expectations considering stage in my career	1/24/2019 9:15 AM
27	.	1/24/2019 8:07 AM
28	n/a; not a trainee	1/24/2019 7:25 AM
29	N/A	1/24/2019 7:01 AM
30	Didn't attend	1/24/2019 12:30 AM
31	.	1/23/2019 10:57 PM
32	N/A	1/23/2019 10:03 PM
33	To have better understanding of precision pathology and medicine in practice	1/23/2019 9:59 PM
34	Didn't know what to expect	1/23/2019 9:42 PM

PTM02: Let's talk precision pathology! - Tuesday 22nd January and Wednesday 23rd January 2019

35	interactive	1/23/2019 9:30 PM
36	N/A	1/23/2019 9:01 PM
37	Getting a clear outline about career progression Imlrove time management skills	1/23/2019 7:53 PM
38	Why are you forcing me to answer a question about a trainee workshop I did not attend? This should not be mandatory.	1/23/2019 7:09 PM
39	N/A	1/23/2019 6:46 PM
40	Not applicable	1/23/2019 6:21 PM
41	Lectures, presentations and networking opportunities	1/23/2019 6:19 PM
42	NA	1/23/2019 6:19 PM
43	NA	1/23/2019 5:52 PM
44	Didn't attend as I'm not a pathologist/trainee pathologist	1/23/2019 5:50 PM
45	Excellent interaction with pathologists	1/23/2019 5:46 PM
46	not applicable	1/23/2019 5:41 PM
47	N.A	1/23/2019 5:33 PM
48	I did not attend the trainee workshop	1/23/2019 5:31 PM
49	N/A	1/23/2019 5:28 PM
50	More pathology oriented	1/23/2019 5:26 PM
51	na	1/23/2019 5:24 PM
52	n/a	1/23/2019 5:18 PM
53	Did not attend	1/23/2019 5:14 PM
54	did not attend	1/23/2019 5:14 PM
55	N/A	1/23/2019 5:10 PM
56	N	1/23/2019 4:51 PM
57	..	1/23/2019 4:47 PM
58	Not relevant to me	1/23/2019 4:43 PM
59	Discussion between experts and (under)graduates	1/23/2019 4:41 PM
60	NA	1/23/2019 4:37 PM

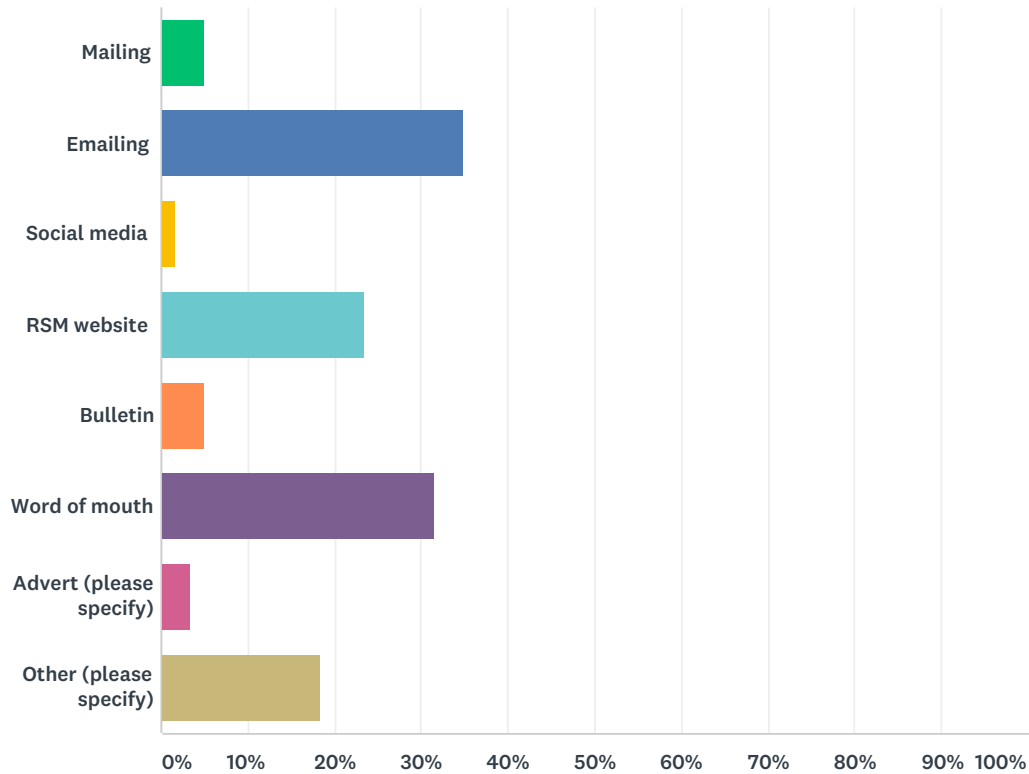
Q20 Which aspects can be improved?

Answered: 15 Skipped: 53

#	RESPONSES	DATE
1	N>A	2/25/2019 3:20 PM
2	Good	1/24/2019 11:00 PM
3	N/A	1/24/2019 3:41 PM
4	N/A	1/24/2019 2:09 PM
5	NA	1/24/2019 11:10 AM
6	Not much really!	1/24/2019 10:07 AM
7	N/A	1/24/2019 7:01 AM
8	N/A	1/23/2019 10:03 PM
9	Maybe have the interview for more people as was difficult at first when everyone was nervous but could've moved on to asking others questions	1/23/2019 9:42 PM
10	Interaction with participants	1/23/2019 7:53 PM
11	N/A	1/23/2019 6:46 PM
12	Not applicable	1/23/2019 6:21 PM
13	N/A	1/23/2019 5:10 PM
14	Industry involvement	1/23/2019 4:41 PM
15	NA	1/23/2019 4:37 PM

Q21 How did you hear about this event? Please tick all that apply

Answered: 60 Skipped: 8



ANSWER CHOICES	RESPONSES
Mailing	5.00% 3
Emailing	35.00% 21
Social media	1.67% 1
RSM website	23.33% 14
Bulletin	5.00% 3
Word of mouth	31.67% 19
Advert (please specify)	3.33% 2
Other (please specify)	18.33% 11
Total Respondents: 60	

#	ADVERT/OTHER PLEASE SPECIFY	DATE
1	Officer of PathSoc Council	1/24/2019 2:10 PM
2	on RCPATH website.	1/24/2019 11:24 AM
3	We have attended the meeting before as sponsors therefore we were informed of the meeting again	1/24/2019 11:16 AM
4	Regular meeting	1/24/2019 10:34 AM
5	Through my laboratory group	1/24/2019 10:07 AM

PTM02: Let's talk precision pathology! - Tuesday 22nd January and Wednesday 23rd January 2019

6	PATHOLOGICAL SOCIETY	1/24/2019 9:15 AM
7	On Committee	1/23/2019 10:03 PM
8	online	1/23/2019 9:31 PM
9	Pathological Society website	1/23/2019 5:52 PM
10	invited speaker	1/23/2019 5:46 PM
11	I was part of the organising team	1/23/2019 5:42 PM
12	PathSoc	1/23/2019 4:52 PM
13	Member of the PathSoc committee	1/23/2019 4:41 PM
14	RCPATH website	1/23/2019 4:38 PM