

**NOTES ON THE ANNUAL GENERAL MEETING
THURSDAY 21 JUNE 2018, 13.00 HRS
Meeting Room Berlin, Maastricht Exhibition and Congress Centre
Forum 100, 6229 GV Maastricht, The Netherlands**

OVERVIEW OF THE YEAR

In order to improve the timeliness of the meeting, brief verbal reports will be given at the Business Meeting. The following notes are designed to accompany the Annual General Meeting.

AGENDA ITEM No 5: THE PRESIDENT'S REPORT

Foster and support future development of Academic Pathology

A key focus of the Society is to provide support to improve the number of academics and the quality and status of academic pathology in the UK. We have adopted a strategic approach through five joined up initiatives of:

- 1) Undergraduate engagement programme
- 2) Pathology ambassadors
- 3) Postgraduate academic training network
- 4) Bursary award system, strategic alliance with the Jean Shanks Foundation and engagement to increase funding available to increase competitiveness for clinical PhD funding
- 5) Lobbying NIHR for enhanced academic training

The undergraduate engagement programme, run by the General Secretary Richard Byers seeks to broaden the base of our recruits into pathology and focus on bringing in the brightest and best. The undergraduate strategy includes a formal undergraduate committee chaired by Roberta Turner from Leeds which organises a range of undergraduate activities through the year and at our meetings. This programme is linked to the College and two taster meetings are held a year with one organised by the College in the South which we part fund and a standalone meeting for Histopathology run by the Society outside of London. We have run two of these in Leeds and one was held in Manchester in April this year. These are very successful with excellent feedback and generate a lot of follow up opportunities for academic engagement. The programmes and feedback are on the [website](#). If your centre wishes to run one of these please contact Richard Byers. The BDIAP have agreed to fund a third, to run in Scotland, Wales, Northern Ireland or Eire on a rotating basis.



Leeds meeting April 2017 with guest speakers including Sir Alex Markham, Dr Suzy Lishman, Professor Sebastian Lucas, Professor Mike Green, Professor Paul Ince and myself. Many of the academic trainees also lectured and gave tours. Christian Slater our then undergraduate lead played a major role in its coordination and lectured.



RCPATH/Path Soc/BDIAP undergraduate meeting at Guys museum in London in August 2017.

[The ambassador programme](#) seeks to join up these initiatives and give bright young people experience of pathology in the workplace so that their knowledge of what we do, and its importance, might lead to a career in pathology and academic pathology in particular. This will take off in this year to come and hopefully develop the interests created in the undergraduate programme to provide local opportunities for pathology experience. This is now the responsibility of Dr Emyr Benbow.

[The National Academic Trainee Network](#) aims to educate young academics in the special skills they need to acquire to be successful academics and to support them through the additional challenges they face by exposure to national and international excellence. We have held five meetings in Leeds, London, Nottingham, Edinburgh, Belfast, which included 9 bright young German academic trainees, Dublin in collaboration with our Irish colleagues and London. Attendance and feedback have been excellent and we have around 20-25 attendees at each meeting. The programmes and feedback are on the [website](#) and I am indebted to our colleagues for the efforts they have made to create this internationally competitive cohort of young people who will be our future. The next one will be held in Maastricht to continue fostering our European collaboration. The Maastricht programme has been co-ordinate by our Trainees Sub-committee in association with by Professor Grabsch including Nobel Laureates and an invitation to other young academics from across Europe. Three members of the NATM will attend the German Society of Pathology retreat this summer.



Academic trainees developing the Society academic training programme strategy with Dr Suzy Lishman present to hear their views at the Prospect of Whitby in Wapping.

The Bursary award system aims to relieve the severe pinch point of a lack of ACF posts in the NIHR system. There are only 4-6 awarded annually in England with others being made available in the devolved nations. The combination of a 6-9 month bursary and the research module 3 months of research training by the College will create research time for young trainees to pursue academic



research and to generate pilot data to make them competitive for a national PhD fellowship. This provides an alternative pathway to academia. The strategic alliance with the Jean Shanks Foundation has been signed and the first funding for this initiative will occur later in 2018. This multimillion pound investment by Both organisations should be transformative to funding in academic pathology within the UK and Ireland. We thank the Jean shanks Foundation, and all involved in making this happen.

Lobbying for enhanced academic training. We are actively lobbying the RCPATH to recognise the need for curriculum and culture change in cellular pathology training to future proof our profession. During early 2015 we held some fruitful meetings with the President and representatives of the College. This has led to revisions of the curriculum and stage D which was causing concern and we will continue to work hard in this area with Professor Jo Martin especially about flexibility in stage D of training to allow progression to Clinician Scientist or other senior academic posts. We also wish to explore other avenues with NIHR to enhance the number of ACF's progressing through the system into Clinical lectureships and beyond. Further discussions have been fruitful and we are engaged in discussions about the future research training of young pathologists.

The trainees are especially important to the Society and I am very encouraged by the increasing numbers of trainee members and their direct participation in our activities. We need to inspire these young people that they can succeed in academic pathology and that they can and will do great things in the battle against disease. The trainee sections of our meetings programs are highly valued, of exceptional quality and very well attended. We must continue to work with the trainees committee to enhance these activities. We thank Caroline Young for her outstanding leadership since taking over as Chair in June 2017.

Links with other professional bodies

We have been meeting with RCPATH and have introduced joint Undergraduate Membership of the College and the Society to encourage future medical and science students to join the discipline. We wish to foster closer links between the RCPATH particularly with respect to academic pathology and research. The Officers met with the President and other College representatives to discuss the curriculum and opportunities for change. There is a real need to increase the profile and exposure to basic genetics and molecular pathology in training as it will undoubtedly increasingly underpin diagnosis, disease classification and therapeutic management. We have also indicated that we are keen to work with the College in any endeavours to encourage research councils and charities to support clinical research fellowships in pathology. I spoke at the Jean Shanks annual meeting and am on the Postgraduate education committee of the Academy of Medical Sciences and took part in the NIHR 10 year review of academic training advisory committee which has now reported.

We continue to work closely with the BDIAP. At our meetings of the Officers of the Society and the BDIAP, we have discussed greater cooperation and collaboration. Many of our members are members of the BDIAP and vice versa. There is a joint desire to work together and with the RCPATH to improve the research, training and professional environment for pathologists in the UK and for those overseas members and affiliates who look to the UK for guidance.

ACCEA

The Society continues to offer its assistance to Members as allowed by the ACCEA. The Review Panel has considered members' applications for the 2018 Round and we have returned our supporting statements to ACCEA and wish those applicants good luck. It is very hard to obtain these awards and please remember that you have to score well in all areas if you are going to reach the highest levels. Thus, research and education at all levels must be undertaken by those who aspire to these awards.

2017 Finance & General Purposes Sub-committee (FGP) Strategy Meeting and Committee Awayday

The FGP and Committee met in November 2017 and held a dinner for senior ex Officers and colleagues to seek their views to further consider our strategy for support and development of academic trainee and undergraduate initiatives. These initiatives have been ratified by the full Committee.

Our main focus is:

- Develop effective strategies to support and develop academic pathology. We have held fruitful discussion with the College with regard to future curriculum content.
- Greater engagement with other learned Societies.
- Greater engagement with undergraduate medical students but continued support of the co-sponsored Summer School with the RCPATH and the BDIAP as well as expanding the initiative to a second meeting in the north.
- Promotion of the role of molecular pathology at research and service levels, particularly amongst trainee pathologists
- Maintain strong portfolio of research support at grant and meeting levels
- Develop educational strategy to expand support at undergraduate, postgraduate and CPD levels
- Continue our engagement with the Japanese but to concentrate on European pathology given the recent political changes that have occurred.

[Journal of Pathology](#)

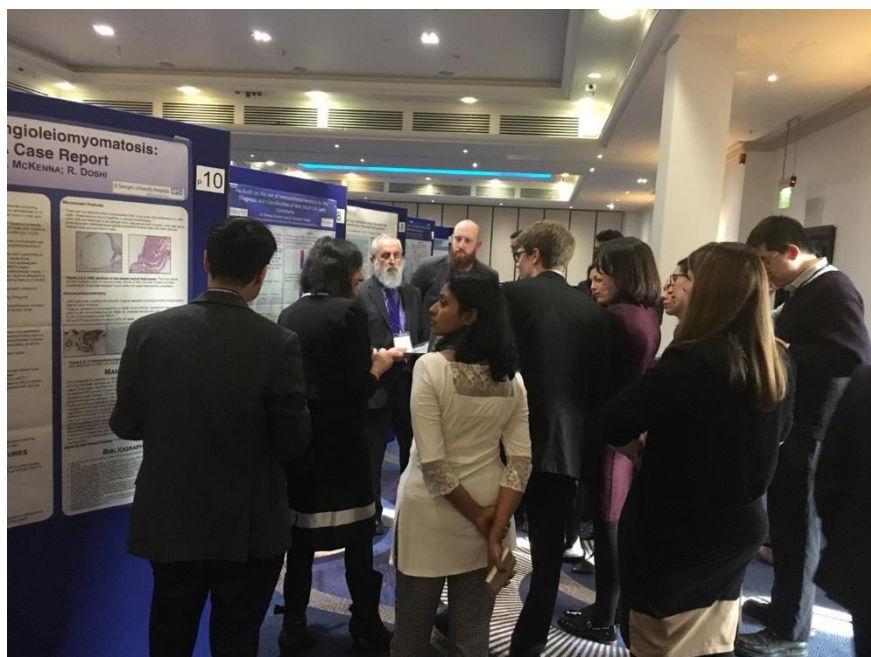
Our journal maintains its leading position as the highest ranking monthly pathology journal and I would like to thank Simon Herrington, Richard Poulson, the Editorial Board and referees for taking the journal forward in a highly competitive commercial market.

[Journal of Pathology: Clinical Research](#)

The sister Journal to the Journal of Pathology with a more clinical focus being open access and on-line only. Under the Editorship of Simon Herrington and his colleagues, the new journal now has PubMed listing and is gaining momentum and increased submissions and we hope to see an impact factor awarded in the near future. We have great hopes for this sister Journal which meets a need in the market for translational research.

Meetings

We are pleased to continue the annual Joint Meetings with the British Division of the IAP (BDIAP) creating a mutually beneficial engagement to bring all Pathologists together in one annual meeting. The winter meetings will continue following the highly successful 1st Joint Meeting with the Royal Society of Medicine in London in January this year and the 2nd Joint Winter Meeting is planned for 2019. Thank you to Adrienne Flanagan and her colleagues at UCL. Bi-annual meetings are essential to the future of academic pathology not only to sustain our momentum but to stay at the forefront of academic research.



Emyr Benbow our new education chair leading a poster round at the London meeting of the Pathological Society January 2018.

Accommodation

We are at an advanced stage of the negotiations to take the Society back into College premises. I am hopeful that this will occur and there will be discussions at the Committee meeting to take this decision.

Retirements

After the AGM Adrienne Flanagan will retire as Meetings Secretary and become President, Mark Arends will retire as Chair of the Research Sub-committee and become General Secretary and Gareth Thomas will become Chair of the Research Sub-committee, Richard Byers will retire as General Secretary. I would like to offer my own personal thanks, and those of the Society and the Committee, for their commitment to the work of the Society.

Thank you

Running the Society is a team effort so I would finally like to thank the staff Ros and Julie, my own PA Melanie Brown, the Officers and committee members and also everybody who has given up their time to help the Pathological Society move forward over the year. The future is exciting but we are at a critical time if we are to sustain and grow the great academic traditions of UK and Irish academic pathology. It has been a fun three years as President of the Society and I look forward to following its successes as it moves forward in the future.

Phil Quirke, June 2018

AGENDA ITEM No 6: GENERAL SECRETARY'S REPORT

6.1 Society Lectures, Medals and Awards

Members are referred to the General Secretary's notices in the Agenda document for deadlines for nomination/application for this year's lectures, medals and awards.

The Ritchie Medal will be awarded to Prof Stewart Fleming, Dundee at the AGM, in recognition of his services to the Society over many years.

6.2 Membership

I am pleased to report that membership numbers have increased once again and, at the time of writing, stand at 1,950. As last year, this reflects not only that more people are joining the Society but also that concessionary members are converting to ordinary membership when they move into career grade posts and the continuing growth in Undergraduate Membership.

6.3 Undergraduate Involvement/Associate Undergraduate Membership

The Undergraduate network is now fully embedded in the Society's mission. Roberta Turner is Chair of the Undergraduate Sub-committee and attends FGP and Committee Meetings as the Undergraduate representative.

Since the introduction of Associate Undergraduate Membership 2015 the Society now has 395 Undergraduate members. Students need to be members of the Society in order to apply for Undergraduate Bursary, Intercolated Degree and any other grant schemes as appropriate.

This year there is a full day Undergraduate session at the Maastricht Pathology Meeting and this is now a permanent feature of the summer joint meetings with the BDIAP.

Together with my colleagues we ran an Undergraduate School in Manchester in April 2018 which attracted around 50 students.

6.4 Website and publications strategy

The content of the website continues to be reviewed. Website policies have been published on the Society's website and the Society has taken steps to ensure compliance with the new General Data

Protection Regulations which came into force on 25 May. If members have suggestions for improvement of the website, please contact admin@pathsoc.org.

6.5 Other Matters

6.5.1 GDPR

Richard Byers, June 2018

AGENDA ITEM No. 7 – THE TREASURER’S REPORT

The Society remains in a healthy financial state in 2017. The summary position as detailed in the accounts is as follows:

Incoming resources have increased for the year under review to £1,323,971 (2016: £1,213,001) primarily due to an increase in surplus from the Journal of Pathology and investment income. Subscription income increased during the year to £80,854 (2016: £74,227); on its own this income would not enable the Society to function. The main areas of expenditure continue to be charitable grants (£586,891, 2016: £747,361), Society meetings (£248,410, 2016: £183,127) and support costs of the society (£233,919, 2016: £277,679). Overall income has exceeded expenditure by £421,082 (2016: £558,324) after realised and unrealised investment gains and losses. Fund balances total £8,789,608 (2016: £8,368,526).

We carry forward £8.78m, the majority of which is invested in a diversified portfolio managed by our financial advisors, Cazenove, the charities division of Schroders. The Trustees receive an annual presentation from Cazenove which includes a comparison with their peer group to ensure performance is broadly in line with expectations. The level of investments in the portfolio has allowed the Society to commit to a major new five year investment jointly with the Jean Shanks Foundation to support a series of research schemes to facilitate trainees in pathology to develop their academic and research career. This will range from early career support through to support for new independent investigators.

Our main source of income remains the Journal of Pathology which contributed £788,028 to the Society budget. This is due to the careful stewardship of our Editor-in-Chief, Simon Herrington, his Senior and Associate Editors and the production team at Wiley. The Society gratefully acknowledges all their hard work. To support the Journals, the Society appointed Richard Poulson as Scientific Editor in 2015. Richard is a full-time employee of the Society, this is reflected in the support costs for the Society. The Trustees and the Editor in-Chief made the decision that the Journal is crucial to the success of the Society and that this appointment has proved to be an essential investment in the future.

Under the leadership of the President, Phil Quirke and General Secretary Richard Byers, there has also been an ongoing strategic development to increase interaction with trainees in academic pathology post and also with undergraduate medical students. Financial support has continued to be made available to support the highly successful series of national academic trainees meetings and some underused grants (e.g. Seminars for Students) have been realigned to support the Undergraduate Committee.

Graeme Murray, June 2018

AGENDA ITEM No. 8 – MEETINGS SECRETARY’S REPORT

Belfast Pathology 2017

This 10th Joint meeting with the BDIAP was held at the Belfast Waterfront Conference Centre. This proved to be a successful, enjoyable and well attended event at an excellent venue. The Social Events were very well attended and received.

- **Abstracts submitted** 155
- **Total number of delegates** 538 including invited speakers
- Feedback details (Appendices A & B)

2018 Joint Winter Meeting with the Royal Society of Medicine

The Society’s held this meeting at the RSM and proved to be successful and well attended. There will be a 2nd Joint Winter Meeting in 2019 with the Royal Society of Medicine.



- **Abstracts submitted** **78**
- **Total number of delegates** **238** including invited speakers

Future Meetings

2018

19-22 June Maastricht Pathology 2018, 11th Joint Meeting with the BDIAP
 17-18 August Pathology Summer School for Medical Students, London (co-supported with RCPATH, BDIAP, British Society of Haematology, The British Infection Association and the British Neuropathological Society)

2019

22-23 January 2nd Joint Winter Meeting with the RSM, London
 6-10 February Pathological Society Winter School, London
 2-4 July Leeds Pathology 2019, 12th Joint Meeting with the BDIAP (Harrogate)

Adrienne Flanagan, June 2018

AGENDA ITEM No. 9.1 EDUCATION & TRAINING SUB-COMMITTEE REPORT **EDUCATION SUB-COMMITTEE REPORT**

The Education subcommittee conducts all activity by teleconference. The Sub-committee meets twice a year to discuss Education grant funding and any other matters of relevance to education of the Society members. Minutes of these meetings are available from the Society office. An overview of the Education Sub-committee activity for 2017 is detailed below:

Education Grant Scheme Budget

Undergraduate elective bursary and prize

The undergraduate bursary deadline dates were, 27 February and 28 April in 2016. 25 applications were received of which 21 were funded. This represented a total spend of £18,450 for 2017.

Each recipient of a bursary is required to submit a report. The applicant judged to have submitted the best elective report over the yearly cycle receives a prize and is invited to present their work at a future Society Meeting. The winner of the elective bursary prize for 2017 was awarded to Joseph Yates (University of Exeter): **“Elective in Neuropathology undertaken at Johns Hopkins Hospital, Baltimore, USA”**.

Undergraduate Essay Competition

This essay prize is offered annually and the winner is invited to receive the £500 prize at the Society winter Meeting the following year. Sidhant Seth from the University of Edinburgh, the winner of the 2017 essay prize entitled **“Discuss how chronic inflammation and the immune system both promote and protect against cancer and how this may be used therapeutically modulated”** was unable to attend the winter meeting, Sidant Seth’s presentation of £500.00 will take place at the Path Society joint summer meeting with the BDIAP in Maastricht 19-22 June 2018.

The title of the 2018 prize essay is: **“ Does tumour heterogeneity matter”**

The winning essay from 2017 can be found on the Society website.

Intercalated BSc

6 applications were received from students from 5 medical schools: 1 from the University of Leicester, 1 from Dundee University, 1 from University of Leeds, 1 from Newcastle University, 2 from University of Sheffield. 5 applications were funded. This represents a total spend of £61,975 for 2017.

It is emphasised that each student receiving a Society award would be expected to submit their work, either as an oral presentation or poster, at the winter meeting following completion of their degree. Supervisors would be politely reminded to encourage their students to do this.

**Student Society Bursary Scheme**

2 applications were funded 1 application from Imperial College, to provide support for Year 5 students with revision for their pathology module, and 1 application from University of Edinburgh to organise evening talks, social events, peer-led revision tutorials shadowing in pathology & journal club. This represents a total spend of £690.00 for 2017

Education Grant scheme

There was 1 Education Grant application in 2017 as follows: Prof L Jones, Queen Mary's School of Medicine & Dentistry to fund a Delphi Analysis to Enhance Molecular Pathology in the Medical Undergraduate Curriculum in the UK. This represents a total spend of £3,500.00 for 2017.

Path Soc Winter School

The Winter School ran under the leadership of Catherine Horsfield and Alison Winstanley for the sixth time.

50 delegates attended in total and took place at the Victoria Doubletree Hilton Hotel for the second year running. Of the 50 delegates, 3 were from Ireland and the remaining 47 were from the United Kingdom. The course was a resounding success and feedback was very positive.

Objectives for 2018

In 2017 the Education Subcommittee continues with its general goals of further promoting pathology to undergraduates, improving recruitment into specialist training, engaging with junior and senior doctors in other specialties, better serving the academic needs of trainees and promoting education in molecular pathology to pathologists at all levels. We have instigated a pathology ambassador scheme, encompassing at least all major centres, with the aim that a senior trainee or dynamic consultant can act as a gatekeeper/ advisor for local resources and can possibly arrange pathology “taster days” for local F1 doctors. We will remain keen to engage with societies related to molecular pathology to foster long term joint strategies for research and diagnostics.

We have worked collaboratively with the Royal College of Pathologists, particularly in the areas of curriculum development, molecular pathology training, development of relevant e-learning packages and input into FRCPath examinations and we intend to continue this trajectory.

In 2018, Education Subcommittee continues to pursue its general goals of promoting pathology in medical, dental and veterinary schools, with promotion of these aims through the Pathology Ambassador Scheme. Presentation material has been circulated so that Ambassadors can easily bring the benefits of PathSoc to the attention of students, and to support them to become contact points for students considering a career in pathology. We are looking for ways to support Ambassadors to engage with students in secondary schools.

The Education Subcommittee is seeking to raise the profile of teaching within the Pathological Society and is hoping to promote this aim by inviting guest speakers with expertise in educational methods, and to develop proposal for workshops so that teacher of pathology can develop and share good practice. We plan to build on contacts established with the Medical Schools Council Assessment Alliance to develop high quality multiple choice questions (MCQs) suitable for inclusion in the finals examinations of all schools and, potentially, in any national licensing examination.

The Education Sub-committee would like to thank Dr Elizabeth Soilleux who retired in July 2017 and has been a valuable part of the Education Sub-committee.

Welcome to Dr Kathryn Griffin, Dr Abhik Mukherjee & Dr Laura Whitehouse who became new members of the Sub-committee in July 2017.

Emyr Benbow, June 2018

**AGENDA ITEM No. 9.3 REPORT OF RESEARCH SUB-COMMITTEE
REPORT OF RESEARCH SUB-COMMITTEE**

The Research Sub-committee are responsible for promoting and supporting the research aims of the Society. The Sub-committee meets twice a year, by teleconference, to discuss Research grant funding and any other matters of relevance to the Research aims of the Society. Minutes of these meetings are available from the Society office. An overview of the Research Sub-committee activity for 2017 is detailed below.

Research Grant Schemes

Small Grants Scheme

The small grants scheme was separated into three streams in 2016 as follows:

Trainees' Small Grant, Consultants' Pump Priming Small Grant and the Post-Doctoral Collaborative Small Grant. A new small grant scheme was added in 2017, the Trainee's Collaborative Small Grant, increasing the small grants portfolio to four streams. The deadline dates remained as 01 April and 01 October for each of the new small grants. 16 applications were received of which 11 were funded. A total spend of £102,985.98

PhD Studentships Scheme

A total of 5 applications were received in 2017. 2 PhD's were awarded to University of Sheffield and Newcastle University.

Pathological Research Training Fellowships (Pathological Society & Jean Shanks Foundation Pathological Research Training Fellowships) Scheme

One award was made to Dr Philip Elliott, Barts Cancer Institute, for the project 'An integrated genomic analysis of DCIS heterogeneity to identify signatures of progression and determine the clinical utility of ctDNA'. A total spend of £114,234.00

Career Development Fellowships Scheme

No applications were received in 2017.

International Collaborative Awards Scheme

A total of 4 applications were received in 2017: 2 International Collaborative awards were made to University of Cambridge and Nottingham University. A total spend of £20,000.00

Equipment Awards Scheme

A total of 3 applications were received in 2017. All 3 applications were funded as follows: Dr E Short, University of Cardiff, Dr R Crossland, Newcastle University, and Dr E Soilleux, University of Cambridge. A total spend of £23,672,80

Visiting Fellowships Scheme

No applications were received in 2017.

New to the Research Grant Portfolio in 2017

Cancer Research UK/Pathological Society Pre-Doctoral Research Bursary (55/45 split funding)

A total of 3 applications were received and 2 applications were funded from Dr J Griffin, University of Sheffield and Dr A Huskinson, University of Leeds. A total spend of £40,201.00

Early Career Pathology Research Grants – Hodgkin & Leishman grants

A total of 3 applications were received in 2017. All 3 applications were funded as follows:

Hodgkin grant (£1,000):

Dr TJ Kueh, University of Aberdeen

Leishman grant (£2,000):

Dr D Dorward, University of Edinburgh

Dr B Challoner, William Harvey Hospital, Kent

A total spend of £5,000.00

Trainee Research Awards

Best Trainee Research Impact Award

A total of 2 applications were received. 1 application was funded from Dr B Williams, St James's Hospital, Leeds. A total spend of £500.00

The Research Sub-committee would like to thank Prof Gareth Thomas who retired in July 2017 as a Committee member and had been a valuable part of the Research Sub-committee. Prof Gareth Thomas (Southampton University) was elected to the post of Research Sub-committee Chair Elect in 2017 and takes up the post as Research Sub-committee Chair in June 2018.

The Research Sub-committee grant portfolio will expand in 2018 with the introduction of a new Joint initiative with the Jean Shanks Foundation. The Jean Shanks (JS) Foundation and the Pathological Society (PS) of Great Britain & Ireland have agreed to jointly establish and fund 4 new JSPS research funding schemes. The purpose of this initiative is to expand the capacity for funding academic trainees in Pathology through these 4 JSPS schemes.

1. The JSPS PreDoctoral Research Bursaries (PDRB) will provide short term funding (3, 6, 9 or 12 months) to allow trainee pathologists to get involved in pathological research projects early in their careers. The award provides funding support for up to £40,000 to cover salary and/or research expenses over a period of up to 12 months. Applications for JSPS PreDoctoral Research Bursaries will be considered from any area of pathological research, including non-cancer as well as cancer related pathological tissue-based research projects. Bursaries should allow the awardee to gain research training and a greater understanding of pathological research before undertaking a PhD or MD, and provide the awardee with the time and resources to obtain preliminary data before applying for a PhD or MD. Application deadlines: 1 May 2018 & 1 October 2018 (1 April & 1 October thereafter).
2. The JSPS Clinical PhD Fellowship (CPF) scheme will be available annually (and will replace the previous "Jean Shanks / Pathological Society Research Training Fellowships"). This scheme is designed to provide PhD funding for clinical trainee histopathologists to increase the research skills, abilities and interests of those medically qualified trainee histopathologists working tissue-based research with a long term view of expanding academic pathology in Great Britain & Ireland. The 3 year funding package covers the trainee's salary, university fees and (£15,000) consumables, each year. Application deadline: 1st October 2018.
3. The JSPS Clinical Lecturer Support (CLS) scheme will be available annually (and will replace the previous Career Development Fellowship scheme which ends after the last round of April 2018). This award will provide support for continuing research over a two year period. The applicant will be a trainee histopathologist who has been awarded a PhD or MD and will normally be progressing through the final stages of training in Histopathology leading up to the award of the CCT. The CLS award will bridge the period from completion of PhD/MD to completion of CCT or substantive appointment, in the form of £50,000 per annum funding over a 2 year period, to be used flexibly to fund the costs of employing a research technician or assistant and associated consumable costs. Application deadline: 1st April 2019.
4. The JSPS Clinician Scientist (CS) award will be made to a fully trained academic histopathologist intent on pursuing a predominantly research orientated academic career in Pathology. The JSPS Clinician Scientist award is a post-doctoral research fellowship of up to 5 years designed to provide personal support for the applicant through buying out the applicant's salary costs and meeting the costs of a research programme over this period. This scheme is designed to increase the number of academic research-trained senior pathologists in Great Britain and Ireland capable of leading academic development in Pathology in the future. Applicants must already have obtained a PhD or MD in a pathology or pathology-related research area and be fully pathologically trained (having passed the FRCPath Part II examination or equivalent, or will have passed by the time of taking up the award). Application deadline: 1st October 2018.

See the Pathological Society website (<https://www.pathsoc.org>) for terms & conditions and application details for these 4 schemes.

The Research Sub-committee will follow a strategy to support the society's mission of "understanding disease" through high-quality research. In the next 3-5 years, we aim to:

- Promote, design and refine a variety of pathological research funding schemes accessible by and suited to the needs of all members of the society, with particular encouragement of trainee pathologists to undertake tissue-based research

- Promote molecular pathology research, training and education, including involvement in the society's molecular pathology sub-committee with support for its research and education schemes, further support for the annual summer school in molecular pathology and the formation of links with other schemes, such as the MRC-funded molecular pathology nodes, CRUK-funded accelerator molecular pathology awards, NCRI-funded CM-Path and the Royal College of Pathologists' training modules, working to promote molecular pathology in the widest way
- Promote digital pathology research, training and education
- Facilitate development of expertise in animal model pathology within the Society through the support of appropriate meetings and courses
- Support research collaborations between the society's pathologists and scientists elsewhere in the world and in industry
- Establish links with other professional societies and research centres/bodies involved in pathological research (both within the UK, Eire and abroad)

Mark Arends, June 2018

AGENDA ITEM NO. 9.3 REPORT OF THE TRAINEES' SUB-COMMITTEE

Overview

The trainees' sub-committee is responsible for representing the trainee membership of the Society. We work with the trainee community to raise awareness of the Society and the benefits of membership. We aim to facilitate trainees in their research, education and academic pursuits.

Education, research and working together with the Undergraduate Subcommittee

Members of the Trainees' subcommittee write cases for monthly publication as Case of the Month on the Society's website and in print in Diagnostic Histopathology.

We organise the annual Pathological Society sponsored "Introduction to Academic Training" event, aimed at UK Foundation and ST1 histopathology trainees. The provisional date for the next event is 27th September 2018.

We are working with the Education subcommittee to design a scheme to recognise excellence in histopathology training (coined the "Golden Microscope" award). Members of the Trainees' subcommittee contributed questions to the Winter Meeting MCQ writing workshop.

We are working with the BDIAP Trainee Councillors to create dual BDIAP-PathSoc Foundation Membership (for Foundation doctors with an interest in histopathology.)

We have worked with the Research Subcommittee to select trainees to attend the Junior Academy of the German Society of Pathology (to be held October 2018) and to encourage trainees to make the most of the generous funding support offered by the Society.

We are working together with the Undergraduate Subcommittee to create promotional videos aimed at increasing awareness of histopathology and research amongst undergraduates and Foundation doctors.

Meetings

We organised a successful symposium at the Winter Meeting 2018 featuring talks on the TRACERx study, the Human Cell Atlas, molecular testing for infection from FFPE material and the British Gut Project.

We have worked with the BDIAP trainee councillors and local trainees to organise the trainee programme for this Summer Meeting which includes a cytology symposium, gynaecology pathology symposium, networking boat trip for trainees and undergraduates, a forum discussing training with representatives from different countries and the case competition slide seminar. Planning for the Winter 2019 and Summer 2019 meetings is underway.

Fostering Academic Pathology

We have helped with the planning of the last three National Academic Trainee Network events which have been very successful. These events provide an invaluable forum for networking and gaining the skills for a career in academic pathology. The next event will provisionally take place in Cambridge, October 14-15.

We are working with the Committee to develop a mentoring scheme for academic pathology trainees who are pre-Clinical Lecturer level. Trainees will be paired with senior academic pathologists who will provide mentoring. Mentors will receive training from a mentoring coach at the January 2019 Meeting.

Website and Social Media

The twitter account @pathsoc has approximately 1600 followers. It is a useful way to communicate with trainees.

We continue to support the Society in maintaining the website to ensure that it remains an up to date and useful educational tool and source of information. We welcome feedback and ideas.

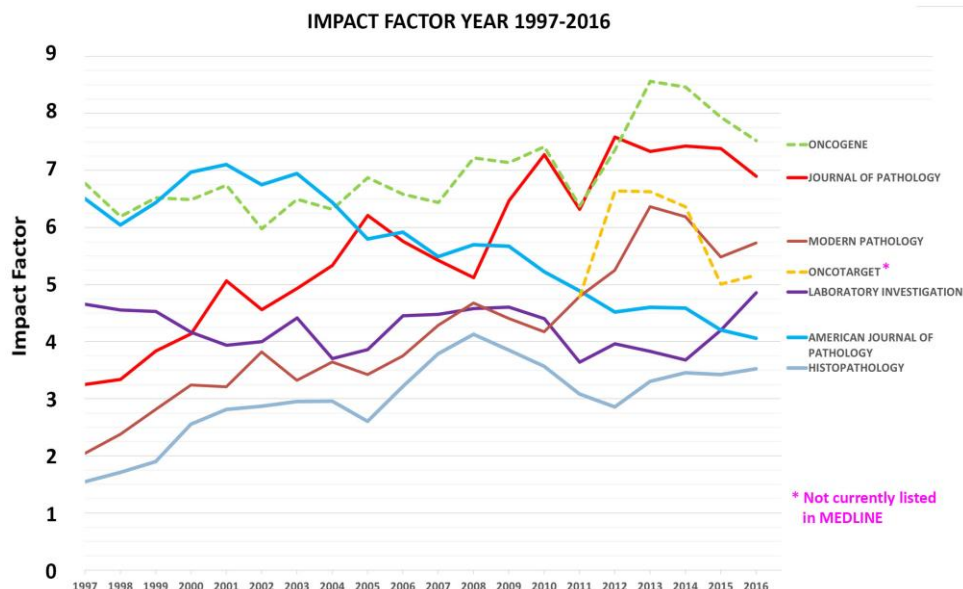
I would like to thank the members of the Trainees’ subcommittee for all their hard work this year.

Caroline Young on behalf of the Trainees’ Sub-committee, June 2018

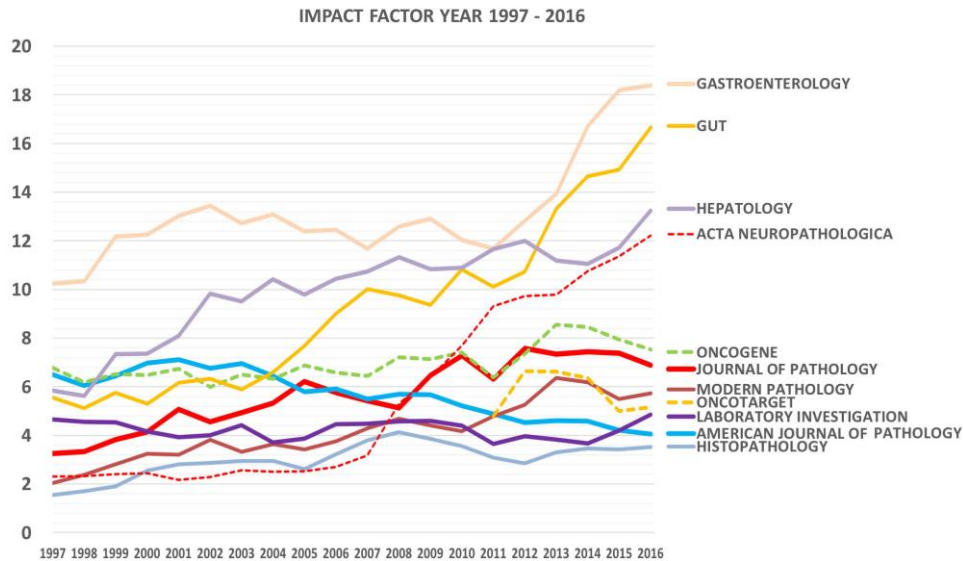
AGENDA ITEM NO. 10- REPORTS OF THE EDITOR IN CHIEF, THE JOURNAL OF PATHOLOGY AND THE JOURNAL OF PATHOLOGY: CLINICAL RESEARCH



1. The Journal’s impact factor for 2016 is 6.894 which, although lower than 7.381 for 2015, remains strong in comparison with other pathology and oncology competitors. We retain the top ranking for general pathology research journals and overall are 3/79 in Pathology, 22/217 in Oncology.

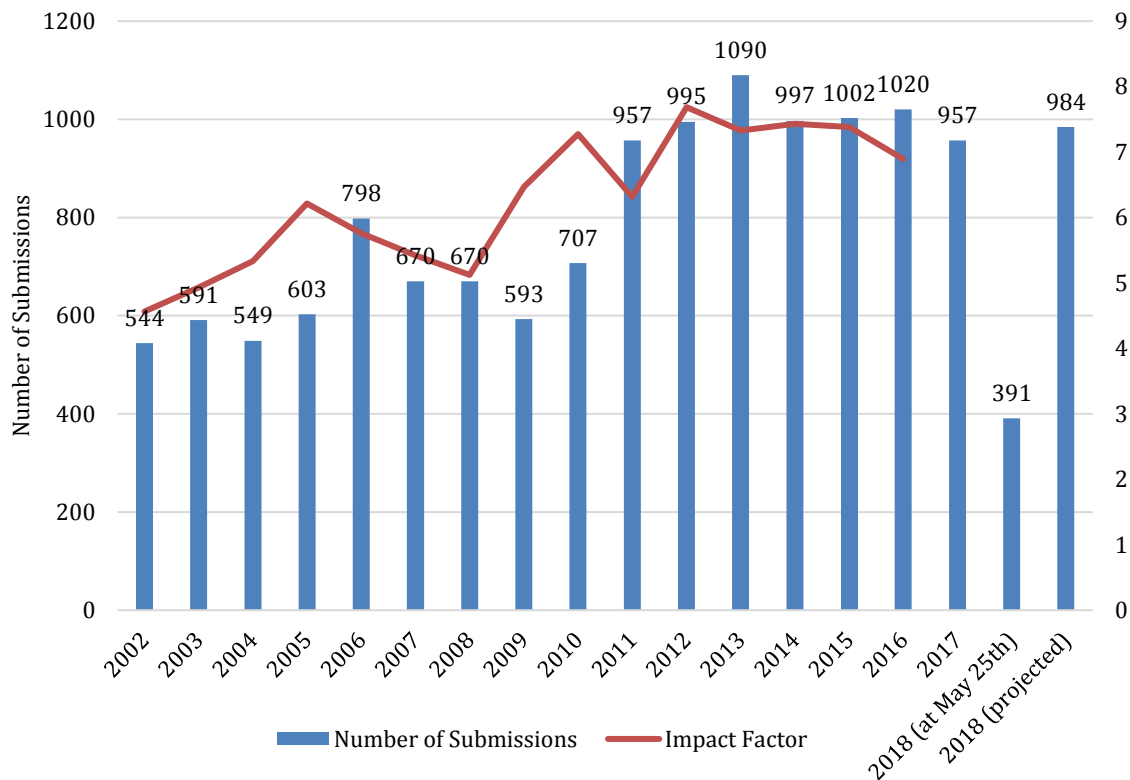


Journals focusing on a specialist area such as Acta Neuropathologica, Hepatology, Gut and Gastroenterology have greater impact. Recently, Oncotarget has lost its listing in Clarivate Analytic’s Web of Science and Journal Citation Reports, and is not currently listed in MEDLINE.



In addition to attracting the best papers addressing disease mechanisms, high quality regular review material augmenting the Annual Review Issues, and marketing the Journal to non-traditional scientific and clinical groups, are key factors for maintaining and improving our position. Advocacy activities by the editorial team have increased and a recent editorial has highlighted 125 years of publishing excellence, and issued a call for papers providing novel insights into the genetic and epigenetic basis of human disease (<http://onlinelibrary.wiley.com/doi/10.1002/path.5015/full>). The journal's website has recently undergone a major revision as part of Wiley-Blackwell's migration to the Literatum platform - <https://onlinelibrary.wiley.com/journal/10969896>

2. The current editorial team has Simon Herrington as Editor in Chief. Richard Poulson is full time Scientific Editor; he shepherds the Annual Review Issue (ARI), works on the triage rota, edits most manuscripts prior to acceptance and continues to screen figures in submitted manuscripts entering review. Anomalies are identified in approximately 11% of these, which represents a significant and important workload. Phil Coates is a Senior Editor with ~25% commitment to the Journal of Pathology and particular responsibility for Invited Commentaries, Invited Reviews and Virtual Issues. David Bonthron is the other Senior Editor. The current Associate Editors are Ming Du, Will Foulkes, Rachael Natrajan, Jorge Reis-Filho, Brian Rubin and Nathalie Wong. Nicky Cotterill is our very effective Managing Editor (*The Editorial Office Ltd.*).
3. Submission numbers appear to shadow the Impact Factor but are broadly stable.



Our effective and robust triage system involves at least 3 members of the editorial team (on a rota basis). In the last 2 years, 25% of submissions were sent for external review, with an overall 2-year acceptance rate of 14% for non-ARI articles. In 2017 the time to first decision averaged 10 days and to final decision 19 days. Manuscripts from China average 25% of submissions (12% enter review).

- The **2018 Annual Review Issue** 'The Molecular Pathology of Cancer' with Guest Editors David Huntsman and Marc Ladanyi was published in April (rather than January) in order to convert early cites into Impact Factor cites - <https://onlinelibrary.wiley.com/toc/10969896/2018/244/5> Planning for the 2019 ARI is under way.
- New email accounts for *The Journal of Pathology* have been set up using transferred and re-registered domain names (Computeq with support from Wiley). These use @jpathol.org addresses and have allowed us to move away from gmail addresses for Journal business.
- I would like to thank all the Editors, staff at Wiley-Blackwell and *The Editorial Office Ltd*, the Editorial Board, authors and reviewers for their continuing and strong support for the Journal: without them, and the readers, there would be no Journal.

Simon Herrington, Editor in Chief
The Journal of Pathology, June 2018



- The Journal of Pathology: Clinical Research (JPCR) is progressing steadily. There has been sufficient copy to maintain publication of 4 issues a year, each containing at least 6 articles.

Submissions remain consistent but there is no evidence of a significant rise. A number of marketing activities are planned for 2018 but it is unlikely that submissions will change significantly until the Journal acquires in impact factor. The current position, compared to data since January 2017, is shown below:

	06/01/2017	08/06/2017	17/01/2018	25/05/2018
Submissions				
<i>Invitations to transfer from J Path</i>	268	308	359	393
Total submissions	96	116	144	158
Reviews	4	4	5	5
Editorials	1	1	1	2
Transfers from J Path	58	63	79	89
Direct submissions	38	53	65	69
Outcomes				
Accept	54	65	83	90
• In issues	48	60	72	85
• In EarlyView	5	0	4	2
• Accepted online	1	2	4	3
• With Production	0	3	3	0
Minor revision	0	0	1	0
Major revision	4	4	2	3
Reject	20	24	37	39
Refer to another journal	6	9	11	11
Withdrawn	6	8	8	10
Under review	6	6	2	5

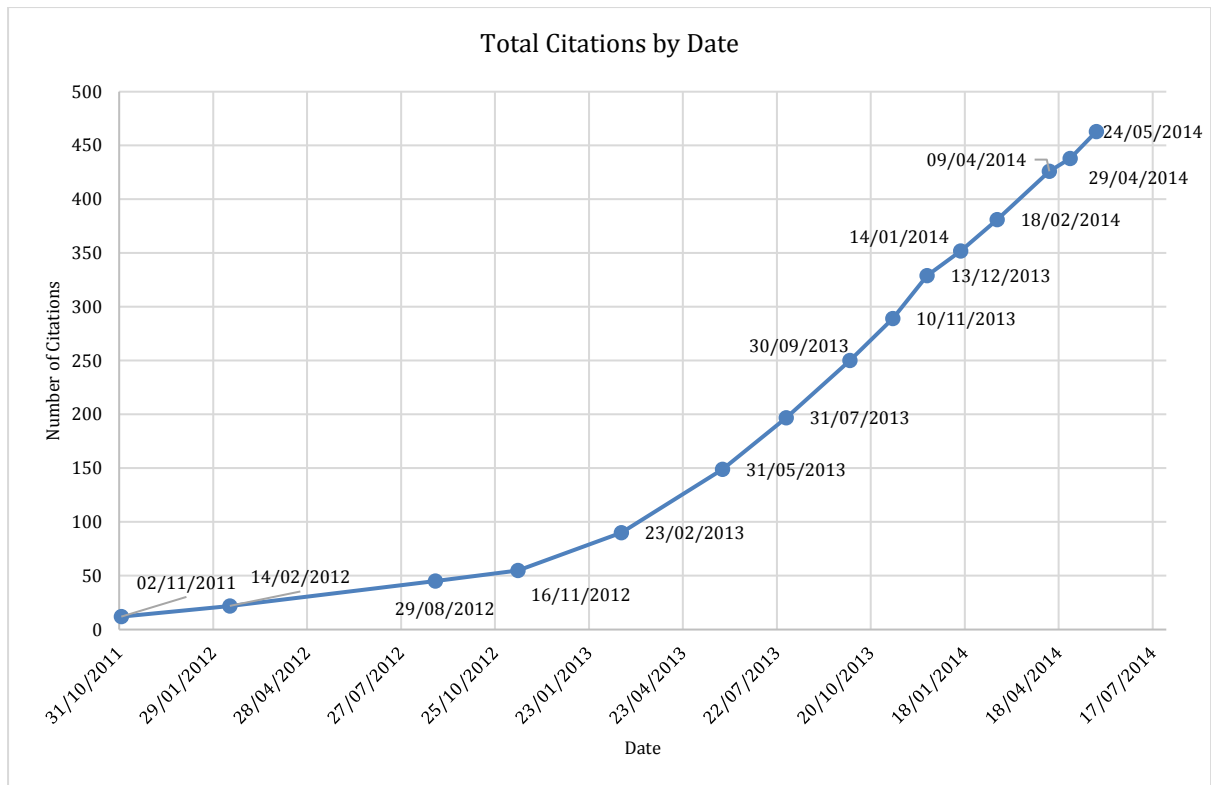
2. There is a clear difference in outcome for papers transferred from JPATH compared with direct submissions:

	N	Accepted
Total with final decision	150	90 (60.0%)
Transfers from JPATH	83	62 (74.7%)
Direct submissions	67	28 (41.8%)

3. Fourteen issues, each of at least 6 articles, have been published, the current issue being April 2018. All articles are available from the Journal website:

[http://onlinelibrary.wiley.com/journal/10.1002/\(ISSN\)2056-4538](http://onlinelibrary.wiley.com/journal/10.1002/(ISSN)2056-4538)

4. Citations to articles published in the Journal are increasingly steadily, as shown by analysis of citations identified through Google:



5. There was a booth showcasing JPCR at the European Congress of Pathology in Amsterdam (September 2017). The Journal was also represented at USCAP in Vancouver, Canada (March 2018) and AACR in Chicago, USA (April 2018). Marketing is also planned for the European Congress of Pathology in Bilbao, Spain (September 2018).
6. The virtual issues compiled by Phil Coates contain papers from both JPATH and JPCR, which serves to highlight both Journals and encourage cross-referencing <https://onlinelibrary.wiley.com/page/journal/20564538/homepage/virtualissuespage.html>
7. New email addresses, using the domain name jpathclinres.org, have been implemented by Computeq in conjunction with the Society. These have replaced the gmail.com addresses and have a number of advantages, including presentation of a more professional image, with a reduction in the risk of being considered a 'predatory' journal.
8. Both Andy Hanby and Gerald Niedobitek have stepped down as Associate Editors of the journal. Andy and Gerald have both been involved since the Journal's inception and I would like to thank them for their significant support as the journal has developed. I wish them well in their future endeavours. Tilman Rau, from Bern, Switzerland, started as a new Associate Editor on May 1st 2018 and the search is underway for a second Associate Editor to join him.
9. The Journal achieved full PubMed listing in April 2018; therefore, articles are now listed on PubMed from the point at which they are published as accepted articles online. This significantly increases article visibility and is an excellent development. The Journal is also now included in the Emerging Sources Citation Index (ESCI), and articles are therefore listed on Web of Science; inclusion in this index is a prelude to acquisition of an impact factor.
10. Finally, I would like to thank the Editors, staff at Wiley-Blackwell and *The Editorial Office Ltd*, the authors and reviewers for their support as we develop the Journal into a successful publication.

**Simon Herrington, Editor in Chief,
The Journal of Pathology: Clinical Research, June 2018**



UNDERGRADUATE SUB-COMMITTEE REPORT (NOT ON AGENDA)

Activity Over the Past Year

- **Current Committee Members:** Roberta Turner (Chair), Joseph Yates (Vice Chair), Sidhant Seth (IT and Communications Officer), Olivia Potts (Network Officer), Chris Kirk (Social Officer). Handover from previous chair Dr Christian Slater was successful and the new committee members maintain regular communication (remotely) to discuss our strategy.
- **Social Media Platforms:** Sidhant Seth placed considerable effort into updating and improving our online presence with our Facebook page receiving over 500 likes in short space. Our new page 'Histopathology Memes for Anaplastic Teens' which now has over 250 likes/follows was reviewed 5* with many of our memes being widely shared. This has proved useful to facilitate two way dialogue between committee and UG members and act as a tool to disseminate events.
- **Manchester Undergraduate Day:** successful event lead by Dr Richard Byers and Dr Christian Slater which saw a subsequent increase in likes and follows of our social media pages and more applications for membership. It also provided the opportunity to promote undergraduate day at Maastricht which hopefully translate into more UG attendees
- **Membership:** continues to grow at a healthy rate, we believe in part due to our efforts around an improved online/social media presence.

Upcoming: Videos

- Despite the 'Conversations with Pathologists' collection of interview transcripts being a valuable resource, it was felt that a more accessible, up to date format was required.
- Working with Chair of Trainee Subcommittee Dr Caroline Young, we aim to produce a series of short video clips of pathologists answering questions that our UG members put to them via our social media pages/during our events.
- We hope this will allow our UG members to ask questions about a potential future career in pathology they were curious about but felt they did not have a space to ask.
- We aim to pilot this idea at the Maastricht conference and if successful, continue to interview at subsequent events to provide and up to date and relevant resource.

Upcoming: Maastricht

- The undergraduate team in Maastricht, under the leadership of Dr Heike Grabsch have done an excellent job organising this event, UGSC have been on hand to advise as required and promote the event.
- As mentioned previously, we hope to pilot creation of some video interviews at Maastricht.
- We welcome the joint Trainee-UG networking boat trip and hope this will break down some of the barriers we know some of our UG members feel around communicating with those beyond the undergraduate stage.

Upcoming: Winter Meeting 2019

- We are pleased to hear that there may be a space reserved specifically for UG members, particularly as travelling abroad to Maastricht may have prevented some of our members attending the Summer meeting.
- We hope to work again with the Maastricht UG team on this, given our successful partnership which we look forward to nurturing in our vision as an outward facing committee.

Future Direction

- Work around our online presence seems to be paying dividends in growth of UG memberships and social media interest so we will continue to devise new ways to reach out to existing and potential members.
- Whilst we are happy with new uptake, we will now start to focus on retention of existing UG members and consider how to determine whether they are still active and as enthused about pathology. We may consider approaching UG surgical societies to aid this.

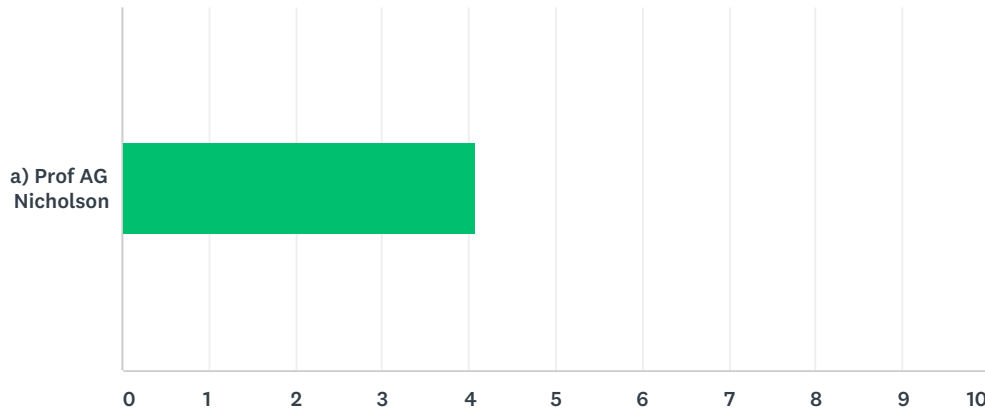


- Following a poor response back from individual Network Leads we are considering scrapping individual leads for each medical school and instead focus on having broader regional leads with more regular, formal dialogue.
- The majority of UGSC will shortly move into F1 roles next year so myself as Chair will take advice from Dr Caroline Young on how best to elect the new UGSC.

Roberta Turner, Chair, Undergraduate Sub-committee, June 2018

Q1 Trainees' Breakfast Session: Meet the Experts: Interstitial Lung

Answered: 12 Skipped: 141

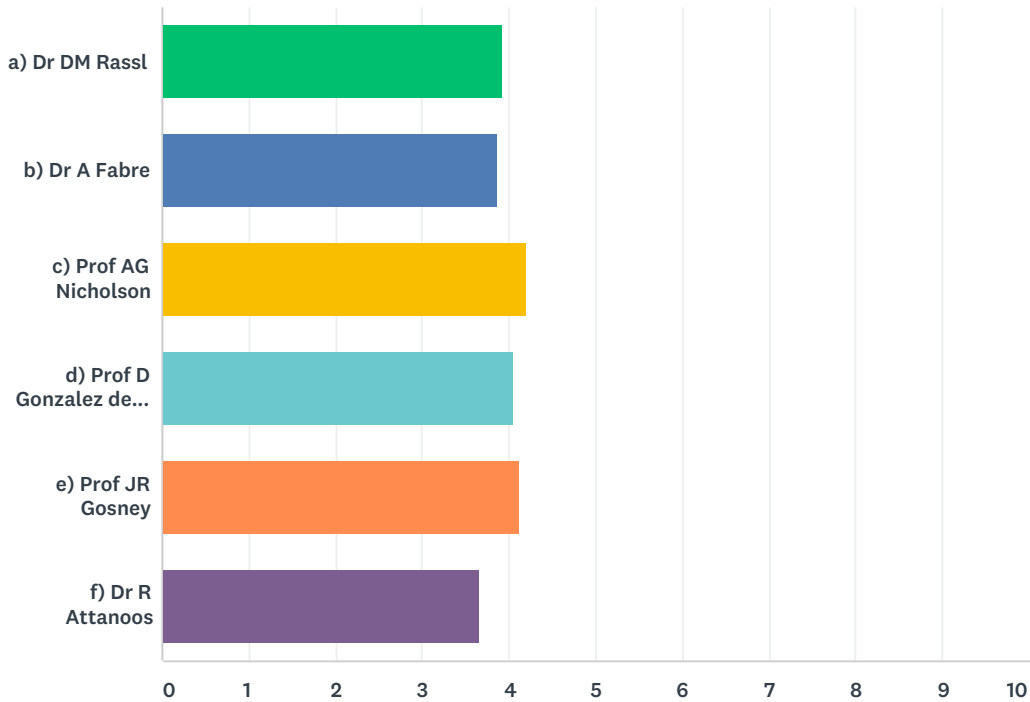


	1 (LOW)	2	3	4	5 (HIGH)	TOTAL	WEIGHTED AVERAGE
a) Prof AG Nicholson	0.00%	0.00%	25.00%	41.67%	33.33%	12	4.08
	0	0	3	5	4		

#	PLEASE USE THE SPACE BELOW TO COMMENT ON THE EDUCATIONAL CONTENT OF THESE EVENTS	DATE
1	did not attend	8/9/2017 7:55 PM
2	not attend	8/9/2017 3:29 PM
3	Fantastic session - really logical clear overview.	6/24/2017 3:52 PM

Q2 Symposium: What's New in Interstitial Lung Disease

Answered: 19 Skipped: 134

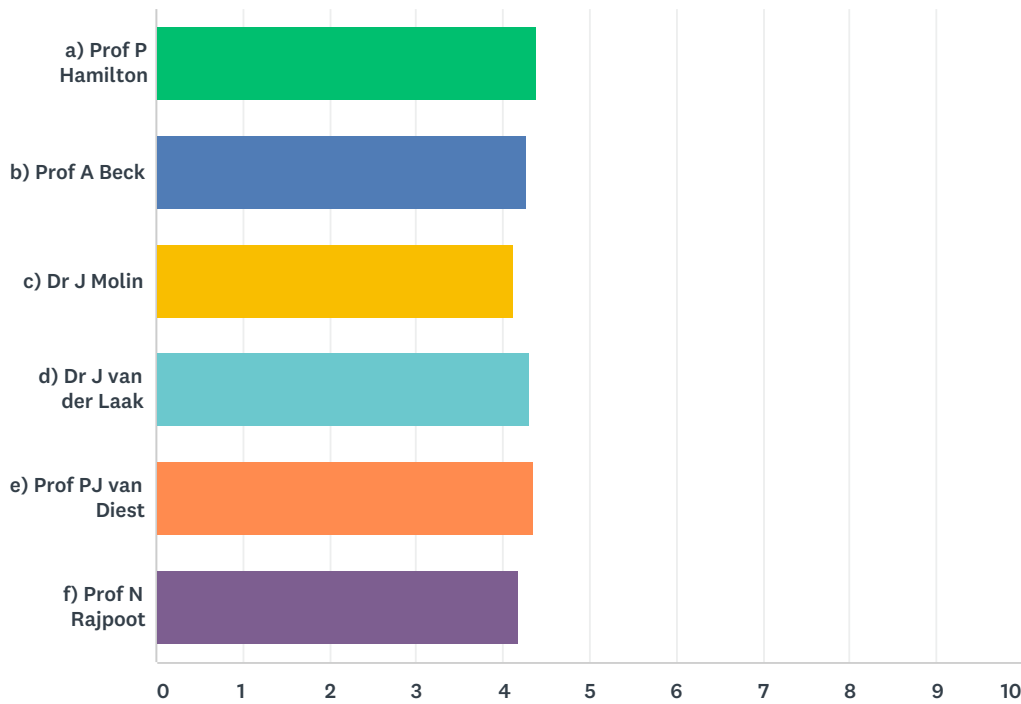


	1 (LOW)	2	3	4	5 (HIGH)	TOTAL	WEIGHTED AVERAGE
a) Dr DM Rassl	0.00% 0	0.00% 0	20.00% 3	66.67% 10	13.33% 2	15	3.93
b) Dr A Fabre	0.00% 0	0.00% 0	23.53% 4	64.71% 11	11.76% 2	17	3.88
c) Prof AG Nicholson	0.00% 0	0.00% 0	20.00% 3	40.00% 6	40.00% 6	15	4.20
d) Prof D Gonzalez de Castro	0.00% 0	0.00% 0	18.75% 3	56.25% 9	25.00% 4	16	4.06
e) Prof JR Gosney	0.00% 0	0.00% 0	18.75% 3	50.00% 8	31.25% 5	16	4.13
f) Dr R Attanoos	0.00% 0	6.67% 1	33.33% 5	46.67% 7	13.33% 2	15	3.67

#	PLEASE USE THE SPACE BELOW TO COMMENT ON THE EDUCATIONAL CONTENT OF THESE EVENTS	DATE
1	did not attend	8/9/2017 7:55 PM
2	not attend	8/9/2017 3:29 PM

Q3 Symposium: Digital and Computational Pathology for Tissue Imaging and Analytics

Answered: 18 Skipped: 135

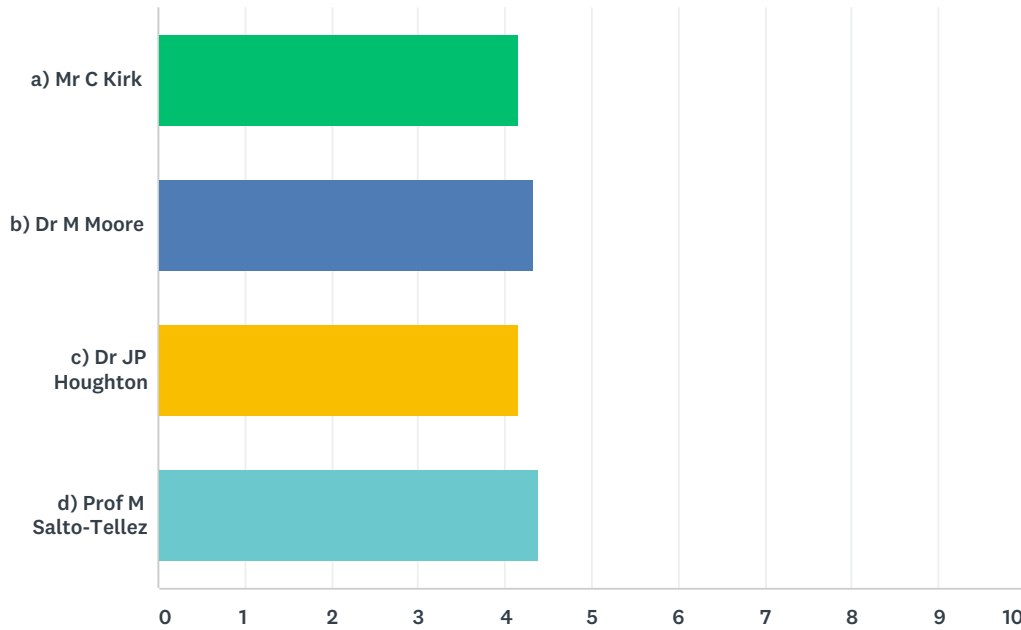


	1 (LOW)	2	3	4	5 (HIGH)	TOTAL	WEIGHTED AVERAGE
a) Prof P Hamilton	0.00% 0	0.00% 0	13.33% 2	33.33% 5	53.33% 8	15	4.40
b) Prof A Beck	0.00% 0	0.00% 0	13.33% 2	46.67% 7	40.00% 6	15	4.27
c) Dr J Molin	0.00% 0	0.00% 0	31.25% 5	25.00% 4	43.75% 7	16	4.13
d) Dr J van der Laak	0.00% 0	0.00% 0	12.50% 2	43.75% 7	43.75% 7	16	4.31
e) Prof PJ van Diest	0.00% 0	0.00% 0	11.76% 2	41.18% 7	47.06% 8	17	4.35
f) Prof N Rajpoot	0.00% 0	6.25% 1	12.50% 2	37.50% 6	43.75% 7	16	4.19

#	PLEASE USE THE SPACE BELOW TO COMMENT ON THE EDUCATIONAL CONTENT OF THESE EVENTS	DATE
1	did not attend	8/9/2017 7:55 PM
2	nat attend	8/9/2017 3:29 PM
3	A very useful session on an emerging technology	7/3/2017 8:05 AM
4	Do not currently have access to digital pathology locally, but these sessions made a powerful argument for its adoption. Very interesting presentations.	6/29/2017 8:10 PM

Q4 Undergraduate Engagement Forum

Answered: 7 Skipped: 146

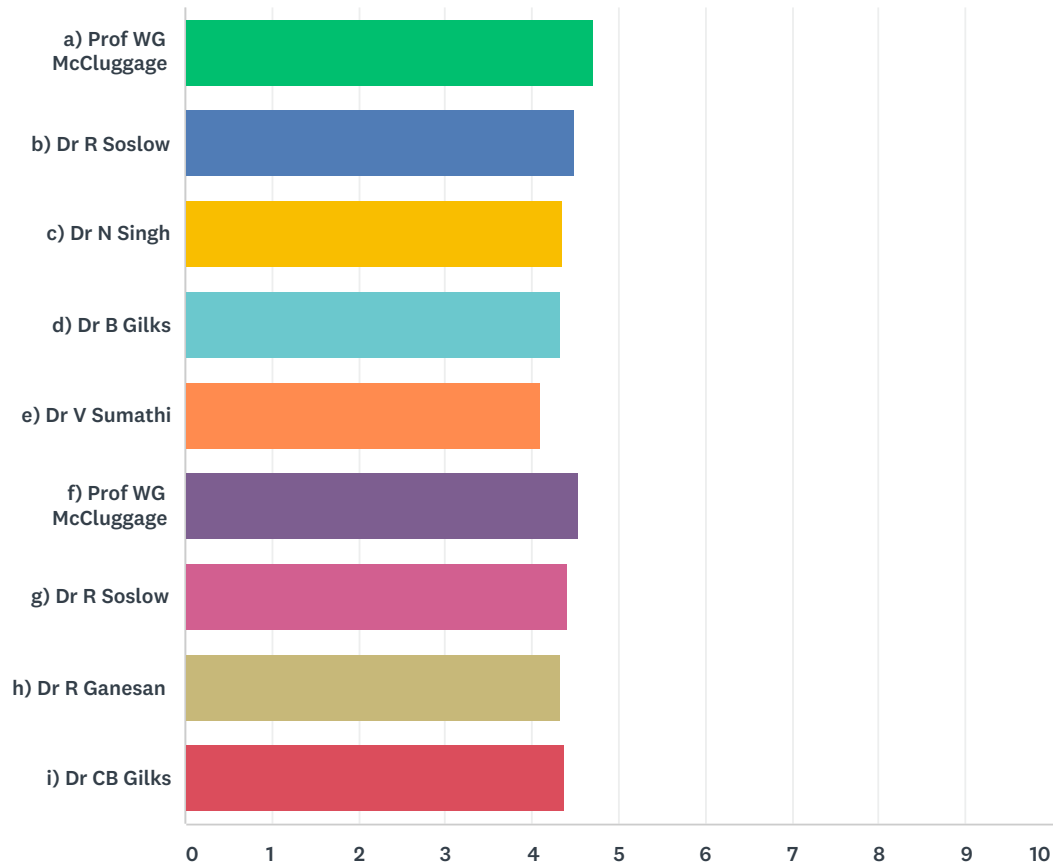


	1 (LOW)	2	3	4	5 (HIGH)	TOTAL	WEIGHTED AVERAGE
a) Mr C Kirk	0.00% 0	0.00% 0	0.00% 0	83.33% 5	16.67% 1	6	4.17
b) Dr M Moore	0.00% 0	0.00% 0	0.00% 0	66.67% 4	33.33% 2	6	4.33
c) Dr JP Houghton	0.00% 0	0.00% 0	0.00% 0	83.33% 5	16.67% 1	6	4.17
d) Prof M Salto-Tellez	0.00% 0	0.00% 0	0.00% 0	60.00% 3	40.00% 2	5	4.40

#	PLEASE USE THE SPACE BELOW TO COMMENT ON THE EDUCATIONAL CONTENT OF THESE EVENTS	DATE
1	did not attend	8/9/2017 7:55 PM
2	not attend	8/9/2017 3:29 PM
3	I spent the afternoon in the Undergraduate Engagement Forum at the Undergraduate Research Presentations which I found very interesting & informative.	6/23/2017 5:41 PM

Q5 BAGP Joint Symposium - Hot Topics in Gynaecological Cancer

Answered: 65 Skipped: 88

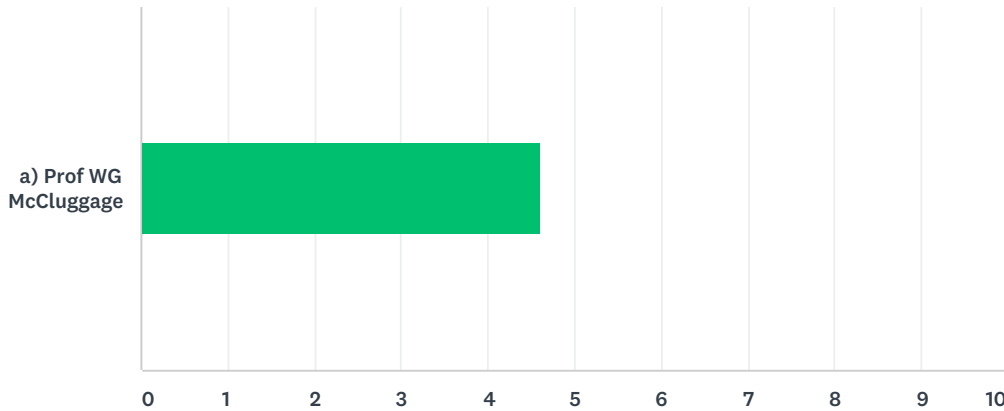


	1 (LOW)	2	3	4	5 (HIGH)	TOTAL	WEIGHTED AVERAGE
a) Prof WG McCluggage	0.00% 0	0.00% 0	1.79% 1	26.79% 15	71.43% 40	56	4.70
b) Dr R Soslow	0.00% 0	0.00% 0	0.00% 0	50.91% 28	49.09% 27	55	4.49
c) Dr N Singh	0.00% 0	0.00% 0	10.71% 6	42.86% 24	46.43% 26	56	4.36
d) Dr B Gilks	0.00% 0	0.00% 0	7.27% 4	52.73% 29	40.00% 22	55	4.33
e) Dr V Sumathi	0.00% 0	1.85% 1	16.67% 9	50.00% 27	31.48% 17	54	4.11
f) Prof WG McCluggage	0.00% 0	0.00% 0	0.00% 0	45.76% 27	54.24% 32	59	4.54
g) Dr R Soslow	0.00% 0	0.00% 0	1.72% 1	55.17% 32	43.10% 25	58	4.41
h) Dr R Ganesan	0.00% 0	1.72% 1	3.45% 2	55.17% 32	39.66% 23	58	4.33
i) Dr CB Gilks	0.00% 0	0.00% 0	8.77% 5	45.61% 26	45.61% 26	57	4.37

#	PLEASE USE THE SPACE BELOW TO COMMENT ON THE EDUCATIONAL CONTENT OF THESE EVENTS	DATE
1	Prof McCluggage first lecture gave a good update on cervical adenocarcinoma (HPV negative) with useful IHC reaction patterns.	9/7/2017 7:04 PM
2	Excellent presentations- new info and confirmation of material I already knew	8/29/2017 1:31 PM
3	did not attend	8/9/2017 7:55 PM
4	Excellent	8/8/2017 2:50 PM
5	EXTREMELY INTERESTING AND USEFUL	7/27/2017 12:50 PM
6	Excellent.	7/22/2017 11:52 AM
7	excellent talks very practical and of great help diagnostically in this difficult field	7/11/2017 8:08 PM
8	The sessions provided a spectrum of contemporary topics and views from experts in the field as well as approach to diagnosis in difficult cases.	7/9/2017 8:11 AM
9	VERY GOOD	6/29/2017 10:23 AM
10	Wonderful faculty with excellent talks	6/27/2017 3:14 PM
11	Extremely useful to my current practice	6/27/2017 3:02 PM
12	Lots of repetition when comparing with the topics of the recent BAGP meeting, making this event of less quality!	6/27/2017 2:44 PM
13	Very comprehensive	6/27/2017 2:43 PM
14	Excellent updates.	6/23/2017 5:41 PM
15	Very good education content. I found it very helpful.	6/23/2017 12:59 PM

Q6 BDIAP's Kristin Henry Lecture: Pathological Subtyping of Ovarian and Endometrial Cancers:A Story of Success and Failure

Answered: 96 Skipped: 57

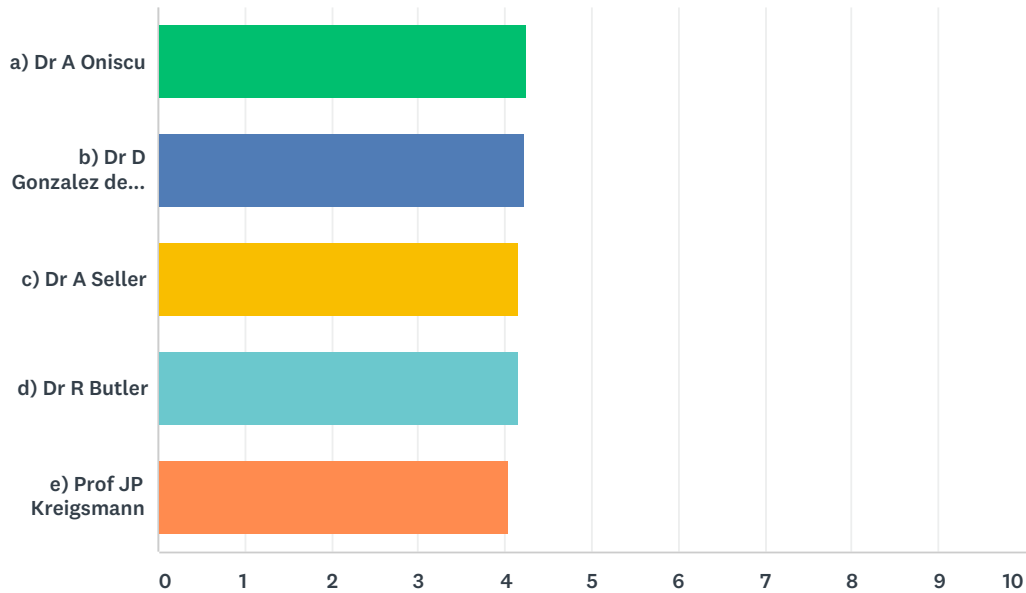


	1 (LOW)	2	3	4	5 (HIGH)	TOTAL	WEIGHTED AVERAGE
a) Prof WG McCluggage	0.00%	0.00%	4.17%	30.21%	65.63%	96	4.61
	0	0	4	29	63		

#	PLEASE USE THE SPACE BELOW TO COMMENT ON THE EDUCATIONAL CONTENT OF THESE EVENTS	DATE
1	Increased my understanding of this difficult diagnostic area.	9/7/2017 7:04 PM
2	clear and informative	8/29/2017 1:31 PM
3	good overview and brought me up to date	8/9/2017 7:55 PM
4	Fantastatic update from a world class pathologist	8/9/2017 5:51 PM
5	Excellent lecture	8/9/2017 11:39 AM
6	REMARKABLE PRESENTATION THOROUGH WITH THE FUTURE AHEAD	7/27/2017 12:50 PM
7	Excellent	7/22/2017 11:52 AM
8	A wonderful lecture clear concise and covering a huge amount of material	7/11/2017 8:08 PM
9	Excellent overview on the issues under debate on the origins and differentiation of cancers of the ovary and endometrium	7/9/2017 8:11 AM
10	Excellent lecture	7/3/2017 8:05 AM
11	very good	6/29/2017 10:23 AM
12	Great overview	6/27/2017 3:14 PM
13	Extremely useful to my current practice	6/27/2017 3:02 PM
14	Very good speaker	6/27/2017 2:47 PM
15	Great overview	6/27/2017 2:43 PM

Q7 Symposium: Molecular Diagnostics for Histopathologists

Answered: 26 Skipped: 127

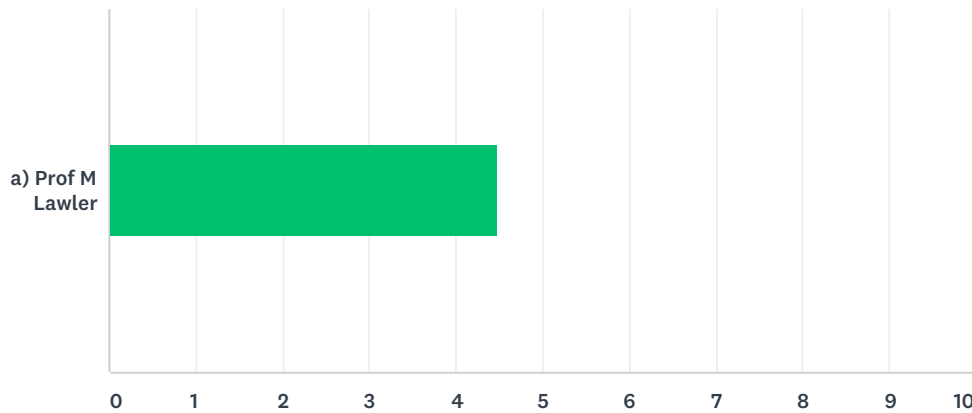


	1 (LOW)	2	3	4	5 (HIGH)	TOTAL	WEIGHTED AVERAGE
a) Dr A Oniscu	0.00% 0	0.00% 0	12.00% 3	52.00% 13	36.00% 9	25	4.24
b) Dr D Gonzalez de Castro	0.00% 0	0.00% 0	7.69% 2	61.54% 16	30.77% 8	26	4.23
c) Dr A Seller	0.00% 0	4.00% 1	12.00% 3	48.00% 12	36.00% 9	25	4.16
d) Dr R Butler	0.00% 0	0.00% 0	12.00% 3	60.00% 15	28.00% 7	25	4.16
e) Prof JP Kreigsmann	0.00% 0	4.17% 1	20.83% 5	41.67% 10	33.33% 8	24	4.04

#	PLEASE USE THE SPACE BELOW TO COMMENT ON THE EDUCATIONAL CONTENT OF THESE EVENTS	DATE
1	did not attend	8/9/2017 7:55 PM
2	The genomics education project looks to be a very promising source for CPD. Intend to investigate further.	6/29/2017 8:10 PM

Q8 Public Lecture: From Nora Barnacle to Barack Obama: A Personalised Journey Through Precision Medicine

Answered: 68 Skipped: 85

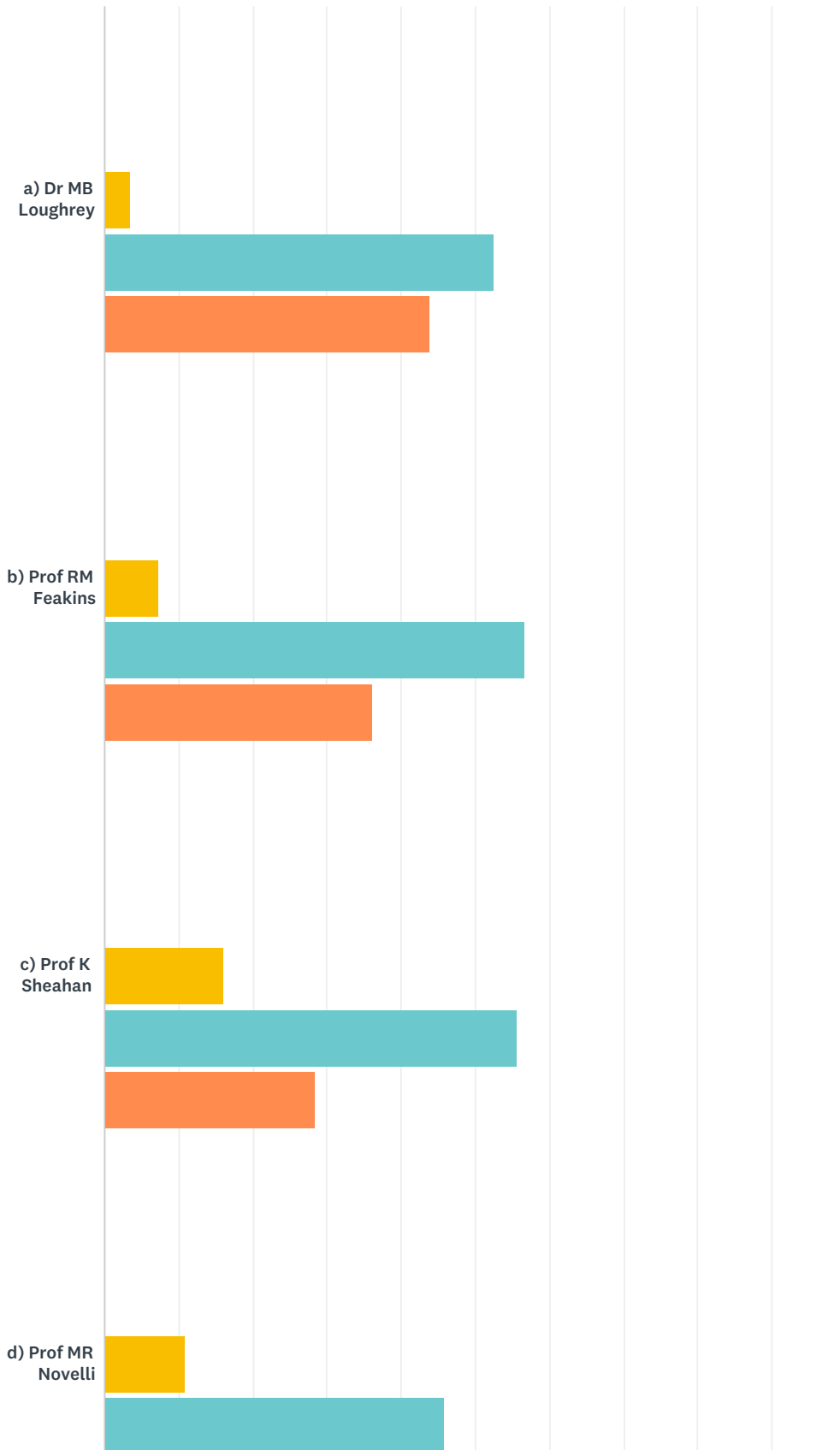


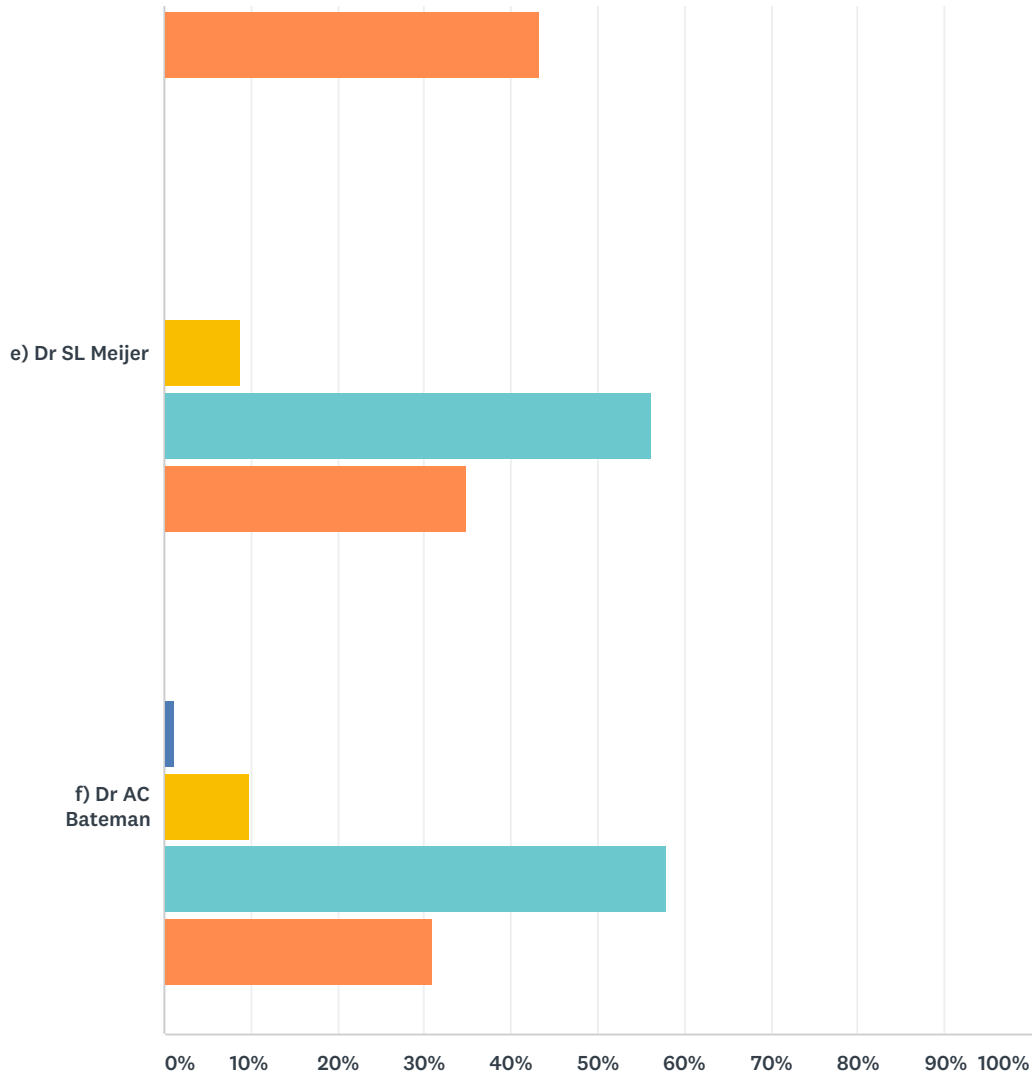
	1 (LOW)	2	3	4	5 (HIGH)	TOTAL	WEIGHTED AVERAGE
a) Prof M Lawler	0.00%	0.00%	10.29%	32.35%	57.35%	68	4.47
	0	0	7	22	39		

#	PLEASE USE THE SPACE BELOW TO COMMENT ON THE EDUCATIONAL CONTENT OF THESE EVENTS	DATE
1	Interesting and entertaining	8/29/2017 1:31 PM
2	Excellent	8/9/2017 7:55 PM
3	A VERY IMPORTANT WITTY SOPHISTICATED AND HUMAN APPROACH TO MEDICINE	7/27/2017 12:50 PM
4	A very instructive and timely talk on this difficult area	7/11/2017 8:08 PM
5	Eloquent oratory on the art and science of the evolution of precision medicine.	7/9/2017 8:11 AM
6	Super lecture!	6/27/2017 10:19 PM
7	Very engaging speaker: wonderful science with a sense of humour	6/27/2017 3:14 PM

Q9 Symposium - Gastrointestinal Pathology

Answered: 88 Skipped: 65





1 (LOW) 2 3 4 5 (HIGH)

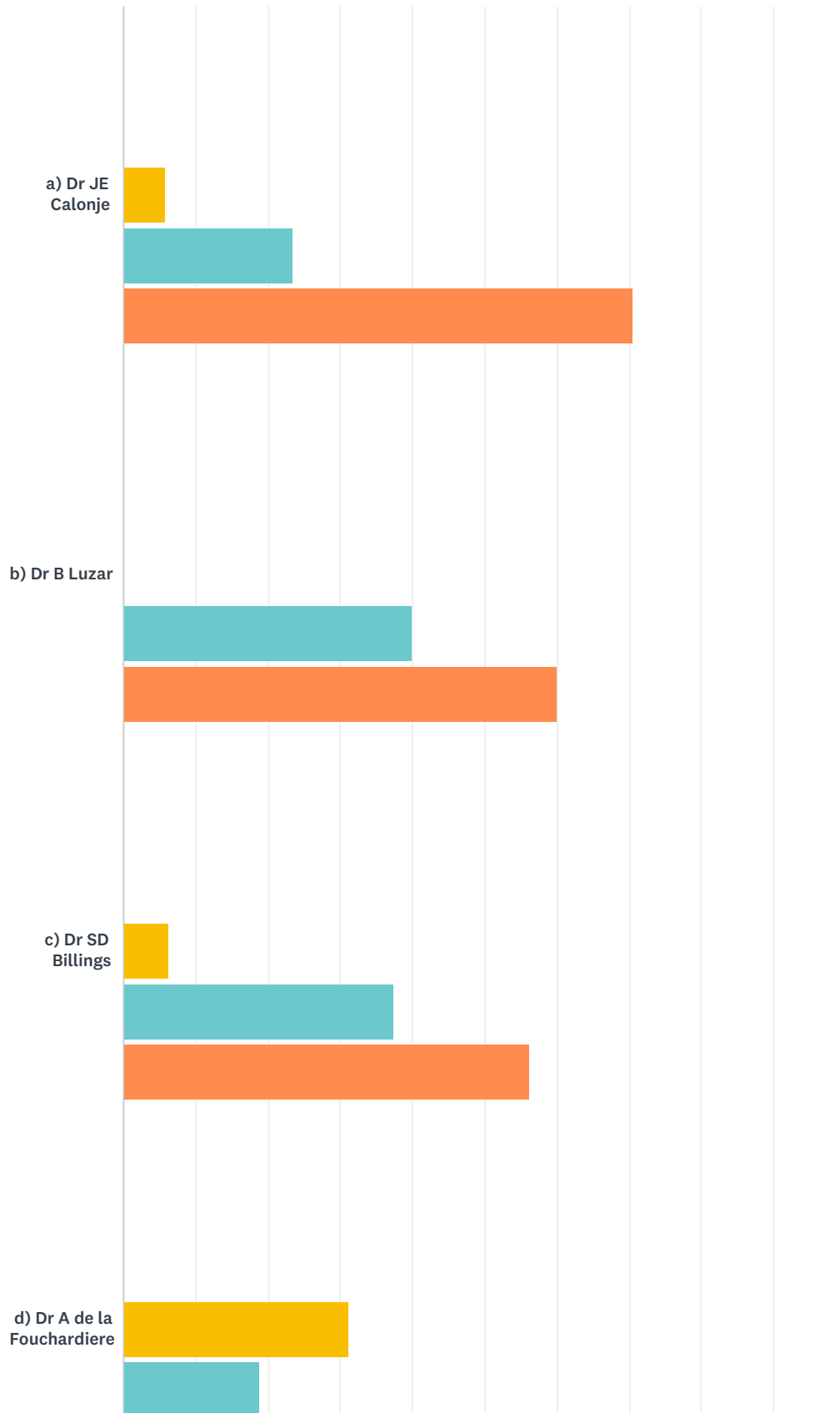
	1 (LOW)	2	3	4	5 (HIGH)	TOTAL
a) Dr MB Loughrey	0.00% 0	0.00% 0	3.66% 3	52.44% 43	43.90% 36	82
b) Prof RM Feakins	0.00% 0	0.00% 0	7.23% 6	56.63% 47	36.14% 30	83
c) Prof K Sheahan	0.00% 0	0.00% 0	16.05% 13	55.56% 45	28.40% 23	81
d) Prof MR Novelli	0.00% 0	0.00% 0	10.84% 9	45.78% 38	43.37% 36	83
e) Dr SL Meijer	0.00% 0	0.00% 0	8.75% 7	56.25% 45	35.00% 28	80
f) Dr AC Bateman	0.00% 0	1.23% 1	9.88% 8	58.02% 47	30.86% 25	81

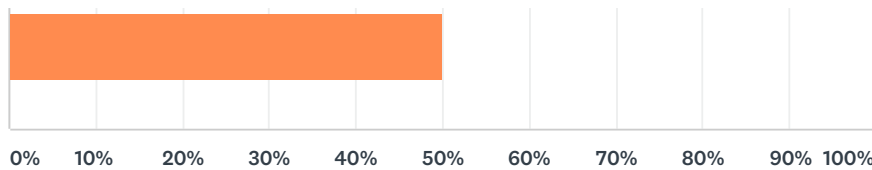
#	PLEASE LIST ANY COMMENTS YOU MAY HAVE	DATE
1	Diagnostically relevant sessions like this are too few at Path Soc. Content which wil be relevant back at work the next Monday should be well represented	9/18/2017 10:04 PM

2	Dr Loughry's & Prof Feakin's talk on Microscopic colitis & IBD contained very useful information/tips to practising pathologists. Prof Sheahan had useful new info, about drug effects.	9/7/2017 11:02 PM
3	all good thank you. Lots of learning points.	8/10/2017 4:53 PM
4	did not attend	8/9/2017 7:57 PM
5	ALL SPEAKERS WERE EXCELLENT AND THE TOPICS VERY USEFUL IN DAILY PRACTICE	7/27/2017 12:50 PM
6	excellent symposium, well presented with new concepts	7/11/2017 8:13 PM
7	Useful critiques on current sticky points in diagnosis of ileocolic and esophageal pathology	7/9/2017 8:16 AM
8	A really good symposium. I can't score my own talk!!	7/3/2017 8:05 AM
9	Good mix of topics and speakers	6/27/2017 3:16 PM
10	Informative and useful	6/27/2017 3:04 PM

Q10 Symposium - Dermatopathology

Answered: 20 Skipped: 133





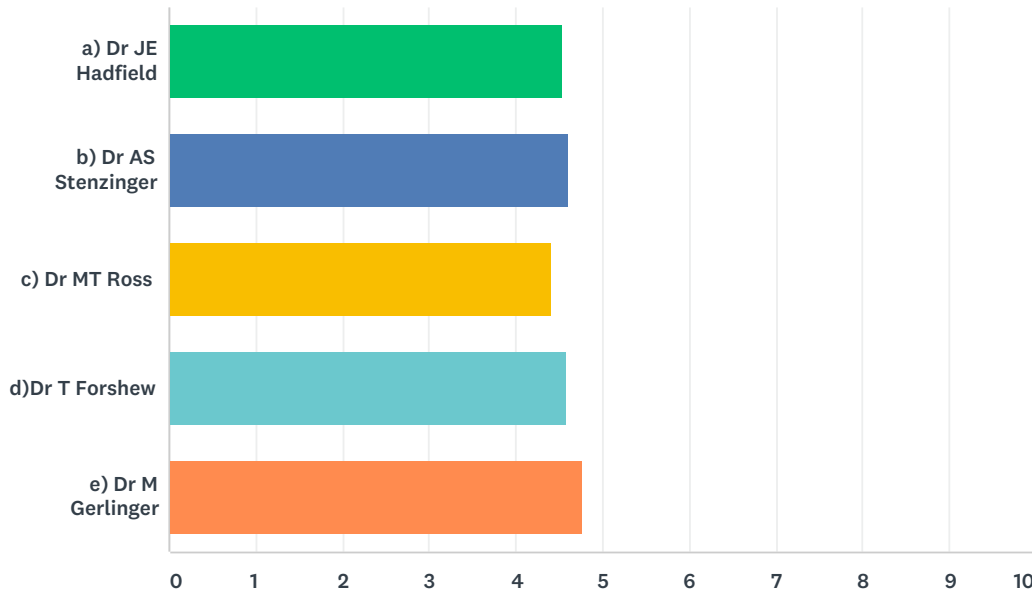
■ 1 (LOW)
 ■ 2
 ■ 3
 ■ 4
 ■ 5 (HIGH)

	1 (LOW)	2	3	4	5 (HIGH)	TOTAL
a) Dr JE Calonje	0.00% 0	0.00% 0	5.88% 1	23.53% 4	70.59% 12	17
b) Dr B Luzar	0.00% 0	0.00% 0	0.00% 0	40.00% 6	60.00% 9	15
c) Dr SD Billings	0.00% 0	0.00% 0	6.25% 1	37.50% 6	56.25% 9	16
d) Dr A de la Fouchardiere	0.00% 0	0.00% 0	31.25% 5	18.75% 3	50.00% 8	16

#	PLEASE LIST ANY COMMENTS YOU MAY HAVE	DATE
1	Interesting but of limited practical value to a general pathologist	8/29/2017 1:42 PM
2	did not attend	8/9/2017 7:57 PM

Q11 Symposium: NGS for Tissue Pathologists

Answered: 18 Skipped: 135

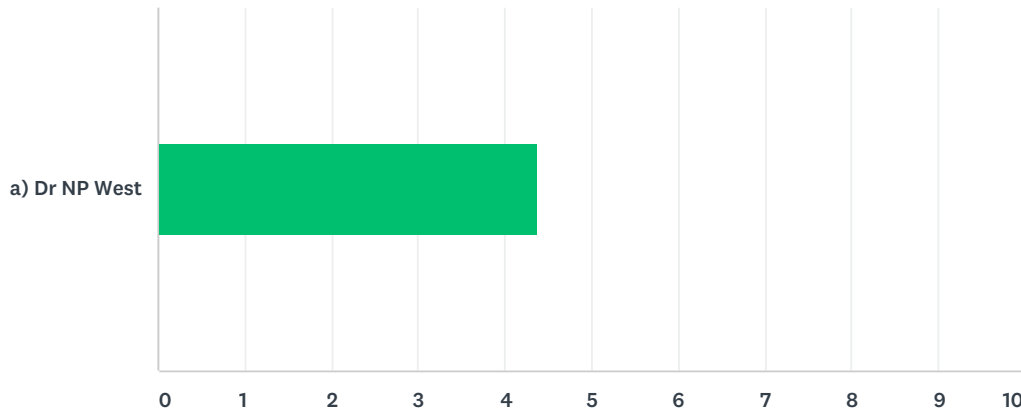


	1 (LOW)	2	3	4	5 (HIGH)	TOTAL	WEIGHTED AVERAGE
a) Dr JE Hadfield	0.00% 0	0.00% 0	0.00% 0	46.67% 7	53.33% 8	15	4.53
b) Dr AS Stenzinger	0.00% 0	0.00% 0	0.00% 0	40.00% 6	60.00% 9	15	4.60
c) Dr MT Ross	0.00% 0	0.00% 0	11.76% 2	35.29% 6	52.94% 9	17	4.41
d) Dr T Forsheiw	0.00% 0	0.00% 0	0.00% 0	41.18% 7	58.82% 10	17	4.59
e) Dr M Gerlinger	0.00% 0	0.00% 0	0.00% 0	23.53% 4	76.47% 13	17	4.76

#	PLEASE USE THE SPACE BELOW TO COMMENT ON THE EDUCATIONAL CONTENT OF THESE EVENTS	DATE
1	Excellent - very informative	8/9/2017 7:57 PM

Q12 Pathological Society CL Oakley Lecture: Improving Outcomes in Colorectal Cancer: The Importance of Rigorous Pathological Quality Control

Answered: 95 Skipped: 58

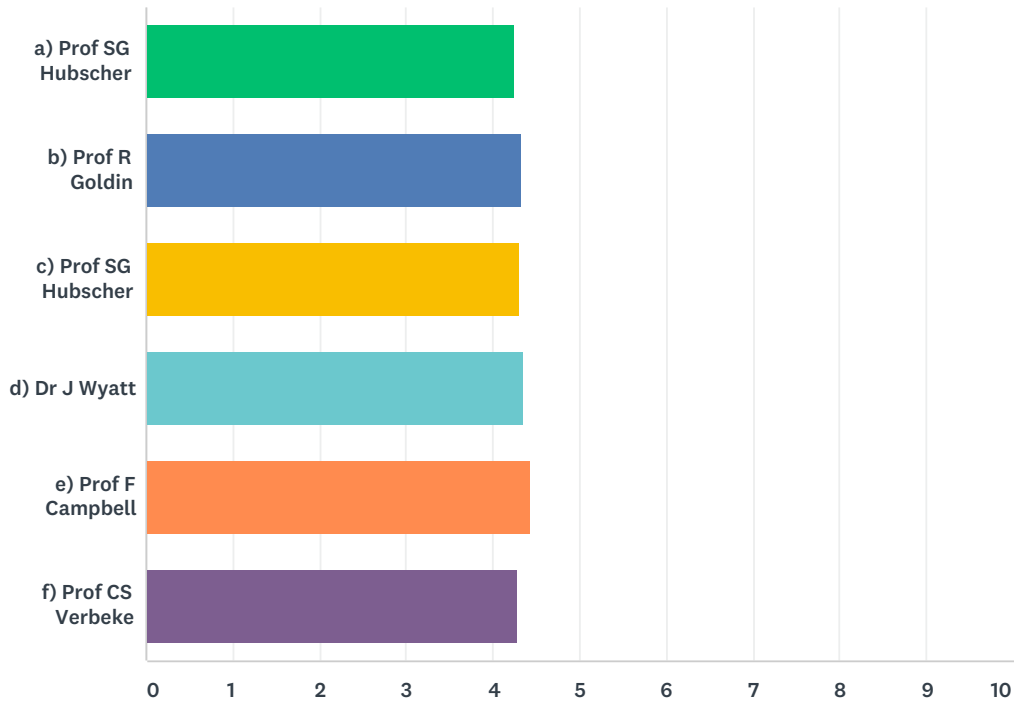


	1 (LOW)	2	3	4	5 (HIGH)	TOTAL	WEIGHTED AVERAGE
a) Dr NP West	0.00%	1.05%	8.42%	42.11%	48.42%	95	4.38
	0	1	8	40	46		

#	PLEASE USE THE SPACE BELOW TO COMMENT ON THE EDUCATIONAL CONTENT OF THESE EVENTS	DATE
1	clear and informative presentation.	8/29/2017 1:42 PM
2	excellent review	8/10/2017 4:53 PM
3	good talk	8/9/2017 7:57 PM
4	NEW APPROACH TO COLORECTAL CANCER EXCELLENT PRESENTATION	7/27/2017 12:50 PM
5	Excellent talk and great images. important lessons for how to handle mesorectal excisions	7/11/2017 8:13 PM
6	Good overview on the current approach to pathology reporting of colorectal cancer	7/9/2017 8:16 AM
7	Excellent	7/3/2017 8:05 AM
8	Excellent presentation highlighting the continued importance of basic clinicopathological research. Impressed by the international dimension.	6/29/2017 8:16 PM
9	fantastic lecture	6/28/2017 8:37 AM
10	Inspirational	6/24/2017 3:53 PM

Q13 Symposium: Hepatobiliary

Answered: 62 Skipped: 91

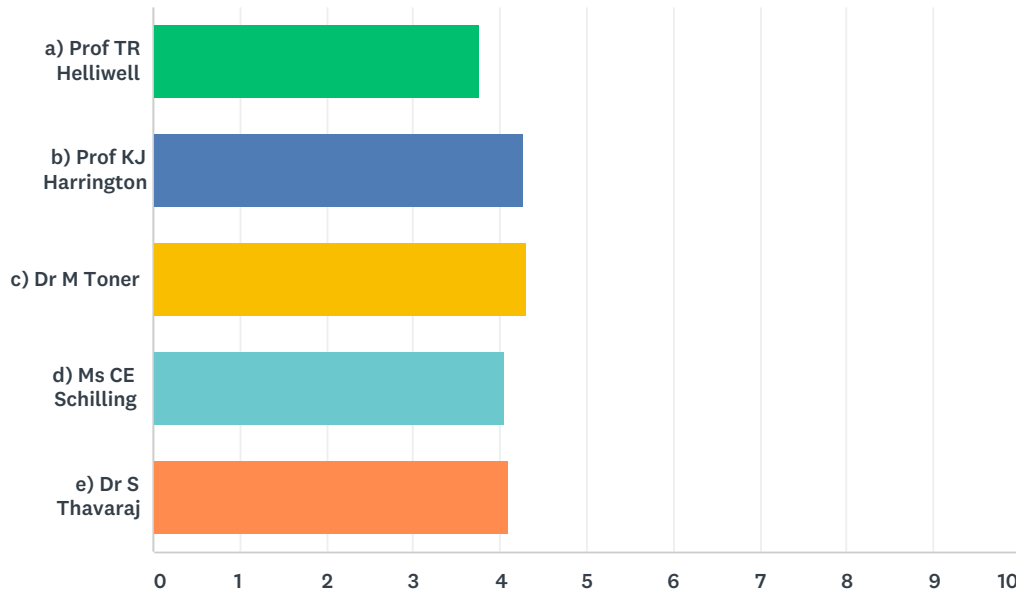


	1 (LOW)	2	3	4	5 (HIGH)	TOTAL	WEIGHTED AVERAGE
a) Prof SG Hubscher	0.00% 0	0.00% 0	14.58% 7	45.83% 22	39.58% 19	48	4.25
b) Prof R Goldin	0.00% 0	0.00% 0	8.51% 4	48.94% 23	42.55% 20	47	4.34
c) Prof SG Hubscher	0.00% 0	0.00% 0	10.00% 5	50.00% 25	40.00% 20	50	4.30
d) Dr J Wyatt	0.00% 0	0.00% 0	12.24% 6	40.82% 20	46.94% 23	49	4.35
e) Prof F Campbell	0.00% 0	0.00% 0	5.56% 3	44.44% 24	50.00% 27	54	4.44
f) Prof CS Verbeke	0.00% 0	0.00% 0	11.32% 6	49.06% 26	39.62% 21	53	4.28

#	PLEASE USE THE SPACE BELOW TO COMMENT ON THE EDUCATIONAL CONTENT OF THESE EVENTS	DATE
1	excellent set of presentations.	8/10/2017 4:53 PM
2	did not attend	8/9/2017 7:57 PM
3	UPTODATE AND USEFUL INFORMATION	7/27/2017 12:50 PM
4	Excellent	7/22/2017 11:56 AM
5	Well presented and very practical talks on pancreatic pathology.	6/29/2017 8:16 PM
6	Extremely useful to my current practice	6/27/2017 3:04 PM

Q14 Symposium: Head and Neck

Answered: 30 Skipped: 123

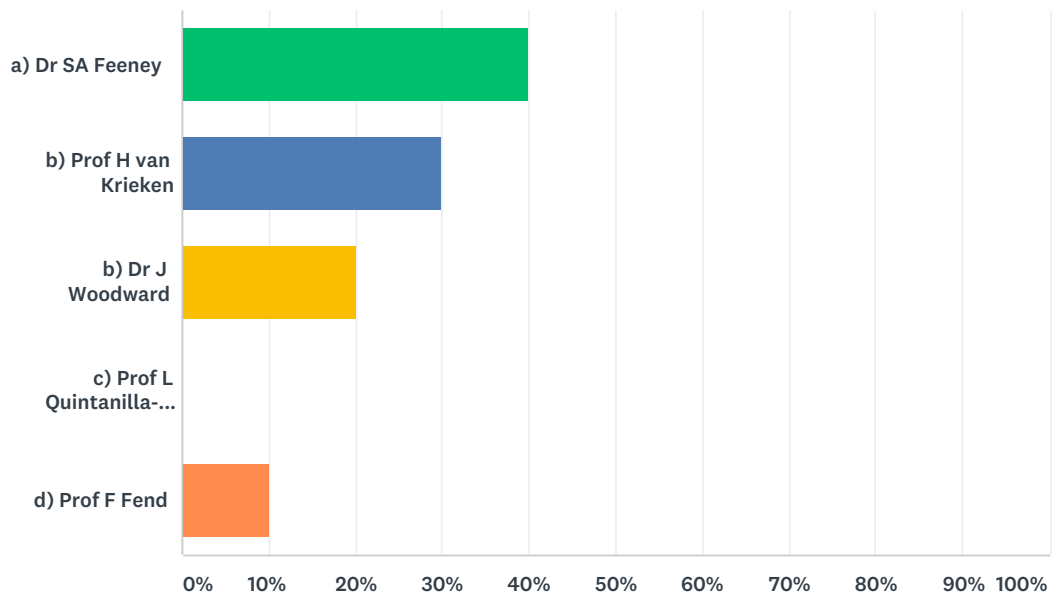


	1 (LOW)	2	3	4	5 (HIGH)	TOTAL	WEIGHTED AVERAGE
a) Prof TR Helliwell	7.69% 2	0.00% 0	23.08% 6	46.15% 12	23.08% 6	26	3.77
b) Prof KJ Harrington	0.00% 0	0.00% 0	15.79% 3	42.11% 8	42.11% 8	19	4.26
c) Dr M Toner	0.00% 0	0.00% 0	15.79% 3	36.84% 7	47.37% 9	19	4.32
d) Ms CE Schilling	0.00% 0	0.00% 0	29.41% 5	35.29% 6	35.29% 6	17	4.06
e) Dr S Thavaraj	0.00% 0	0.00% 0	22.22% 4	44.44% 8	33.33% 6	18	4.11

#	PLEASE USE THE SPACE BELOW TO COMMENT ON THE EDUCATIONAL CONTENT OF THESE EVENTS	DATE
1	useful topics in contemporary issues in diagnosis of oral and head and neck lesions. The surgeon's inputs were a useful addition.	7/9/2017 8:16 AM
2	Terrible quality of presentation, partly context of AV support. Inaudible and incomprehensible	7/5/2017 1:04 PM

Q15 Symposium: Haematopathology

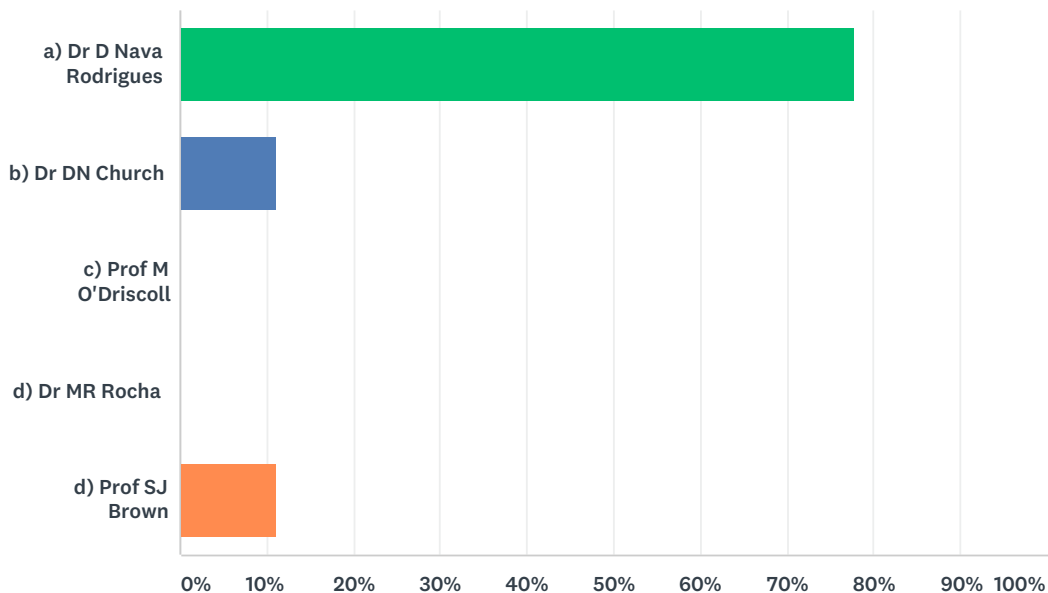
Answered: 20 Skipped: 133



ANSWER CHOICES	RESPONSES	
a) Dr SA Feeney	40.00%	8
b) Prof H van Krieken	30.00%	6
b) Dr J Woodward	20.00%	4
c) Prof L Quintanilla-Martinez de Fend	0.00%	0
d) Prof F Fend	10.00%	2
TOTAL		20

Q16 Symposium: Journal of Pathology ARI: Genetics of Disease

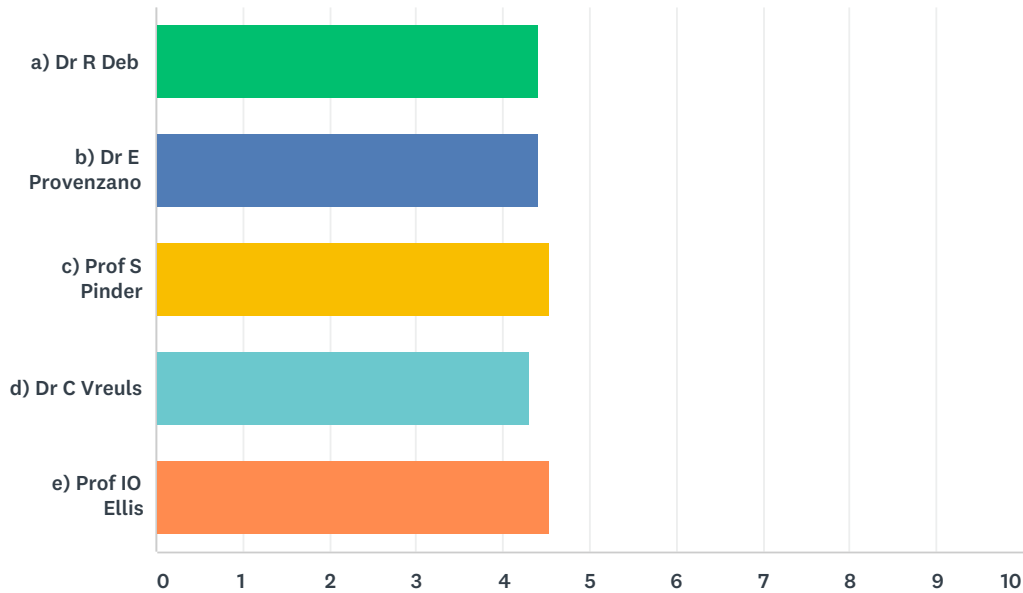
Answered: 9 Skipped: 144



ANSWER CHOICES	RESPONSES	
a) Dr D Nava Rodrigues	77.78%	7
b) Dr DN Church	11.11%	1
c) Prof M O'Driscoll	0.00%	0
d) Dr MR Rocha	0.00%	0
d) Prof SJ Brown	11.11%	1
TOTAL		9

Q17 Symposium: Breast

Answered: 53 Skipped: 100

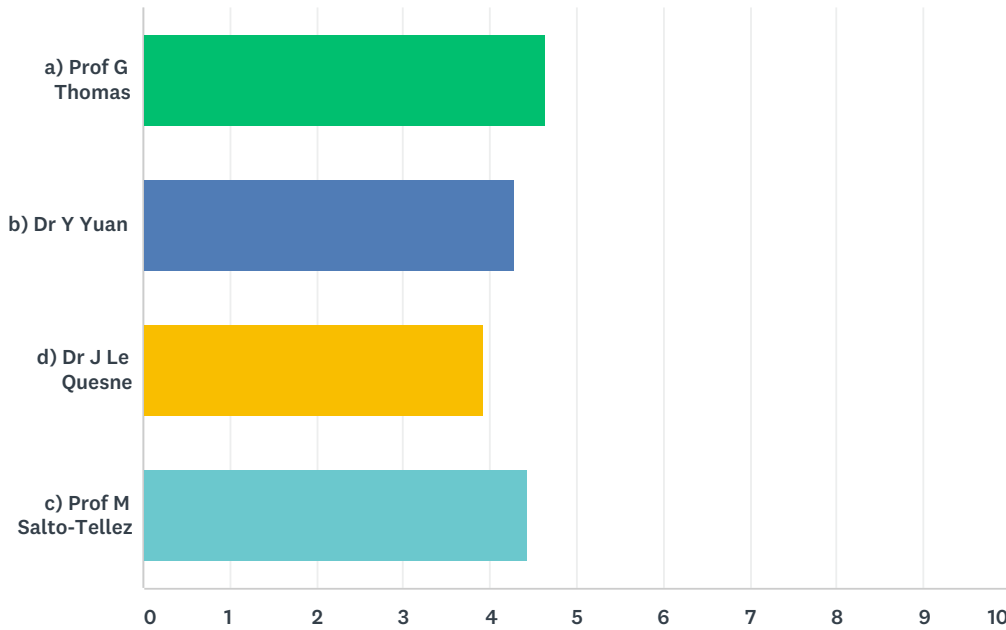


	1 (LOW)	2	3	4	5 (HIGH)	TOTAL	WEIGHTED AVERAGE
a) Dr R Deb	0.00% 0	0.00% 0	0.00% 0	59.09% 26	40.91% 18	44	4.41
b) Dr E Provenzano	0.00% 0	0.00% 0	0.00% 0	58.33% 28	41.67% 20	48	4.42
c) Prof S Pinder	0.00% 0	0.00% 0	1.92% 1	42.31% 22	55.77% 29	52	4.54
d) Dr C Vreuls	0.00% 0	0.00% 0	6.00% 3	58.00% 29	36.00% 18	50	4.30
e) Prof IO Ellis	0.00% 0	0.00% 0	2.00% 1	42.00% 21	56.00% 28	50	4.54

#	PLEASE LIST ANY COMMENTS YOU MAY HAVE	DATE
1	First 3 talks discussed diagnostic problem areas. Slide seminar difficult.	9/8/2017 12:16 AM
2	Good presentations but some already attended at recent course	8/29/2017 1:42 PM
3	very good indeed	8/9/2017 7:58 PM
4	Excellent symposium	8/8/2017 10:15 PM
5	VERY IMPORTANT LECTURES WITH CRITICAL APPROACH TO BREAST DIAGNOSIS	7/27/2017 12:50 PM
6	Excellent	7/22/2017 12:05 PM
7	outstanding talk from Dr Sarah Pinder on diagnostic problems in breast	7/11/2017 8:15 PM
8	Excellent overview on guidelines in breast biopsy interpretation and comments on referral cases	7/9/2017 8:18 AM
9	Good selection of very practical talks.	6/29/2017 8:18 PM
10	e) fine overview!	6/27/2017 10:19 PM
11	Extremely useful to my current practice	6/27/2017 3:05 PM
12	Prof Ian Ellis outstanding as usually!	6/27/2017 2:56 PM

Q18 Symposium: Cancer Immunology for TPs

Answered: 20 Skipped: 133

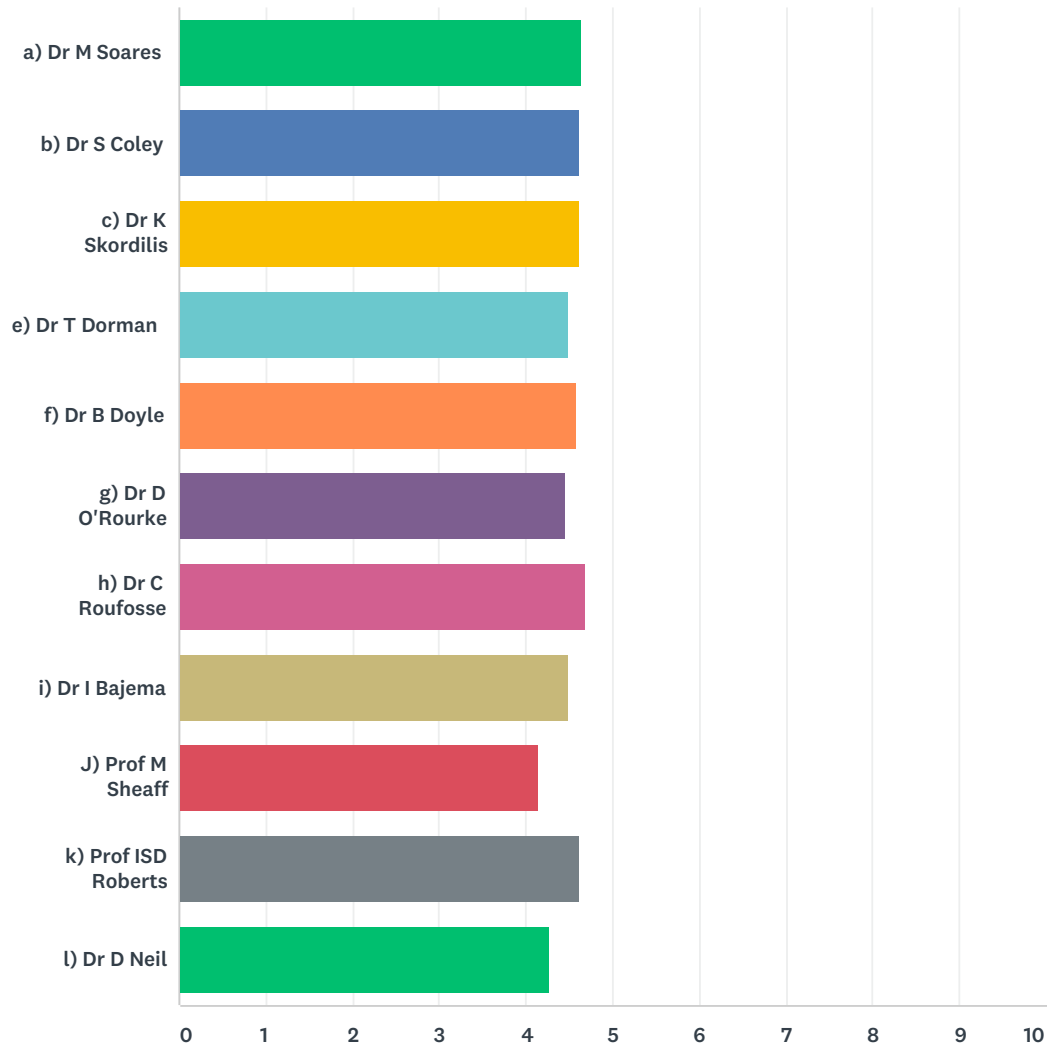


	1 (LOW)	2	3	4	5 (HIGH)	TOTAL	WEIGHTED AVERAGE
a) Prof G Thomas	0.00%	0.00%	10.00%	15.00%	75.00%	20	4.65
b) Dr Y Yuan	0.00%	0.00%	23.53%	23.53%	52.94%	17	4.29
d) Dr J Le Quesne	0.00%	6.25%	31.25%	25.00%	37.50%	16	3.94
c) Prof M Salto-Tellez	0.00%	0.00%	16.67%	22.22%	61.11%	18	4.44

#	PLEASE LIST ANY COMMENTS YOU MAY HAVE	DATE
1	really enjoyed this	8/9/2017 7:58 PM
2	fantastic	6/24/2017 3:53 PM

Q19 Symposium: Renal Pathology

Answered: 15 Skipped: 138



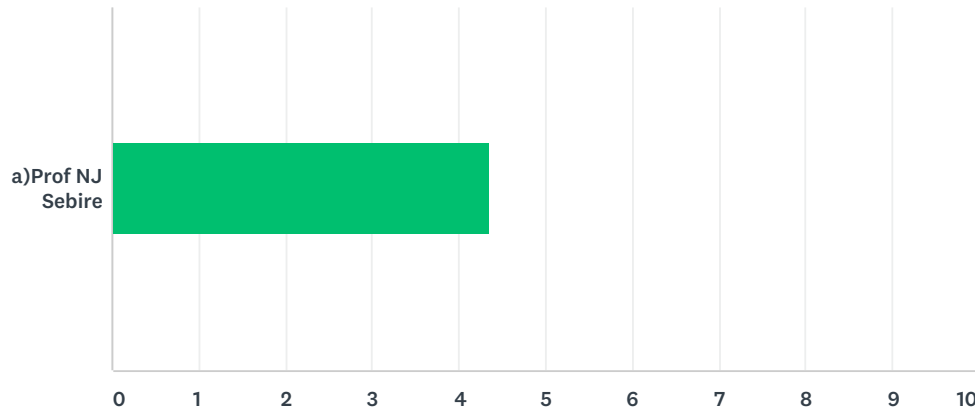
	1 (LOW)	2	3	4	5 (HIGH)	TOTAL	WEIGHTED AVERAGE
a) Dr M Soares	0.00% 0	0.00% 0	0.00% 0	35.71% 5	64.29% 9	14	4.64
b) Dr S Coley	0.00% 0	0.00% 0	0.00% 0	38.46% 5	61.54% 8	13	4.62
c) Dr K Skordilis	0.00% 0	0.00% 0	7.69% 1	23.08% 3	69.23% 9	13	4.62
e) Dr T Dorman	0.00% 0	0.00% 0	0.00% 0	50.00% 6	50.00% 6	12	4.50
f) Dr B Doyle	0.00% 0	0.00% 0	0.00% 0	41.67% 5	58.33% 7	12	4.58
g) Dr D O'Rourke	0.00% 0	0.00% 0	0.00% 0	54.55% 6	45.45% 5	11	4.45
h) Dr C Roufosse	0.00% 0	0.00% 0	0.00% 0	30.77% 4	69.23% 9	13	4.69

i) Dr I Bajema	0.00%	0.00%	0.00%	50.00%	50.00%	12	4.50
	0	0	0	6	6		
J) Prof M Sheaff	0.00%	7.69%	15.38%	30.77%	46.15%	13	4.15
	0	1	2	4	6		
k) Prof ISD Roberts	0.00%	0.00%	0.00%	38.46%	61.54%	13	4.62
	0	0	0	5	8		
l) Dr D Neil	0.00%	9.09%	9.09%	27.27%	54.55%	11	4.27
	0	1	1	3	6		

#	PLEASE LIST ANY COMMENTS YOU MAY HAVE	DATE
1	did not attend	8/9/2017 7:58 PM
2	Fantastic morning as usual. Loved Shauna's case.	6/28/2017 10:29 AM
3	great meeting - thank you everyone!	6/27/2017 4:38 PM
4	very well consucted and of great educational benefit	6/26/2017 11:27 AM

Q20 Trainees' Meet The Experts

Answered: 14 Skipped: 139

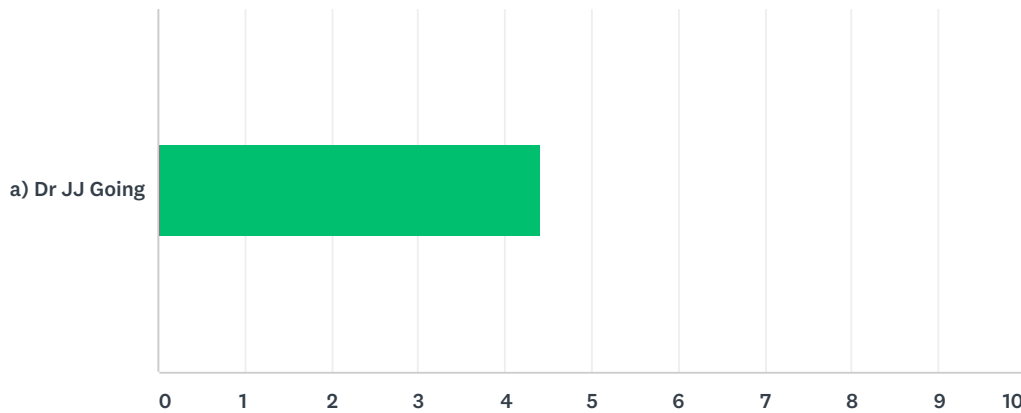


	1 (LOW)	2	3	4	5 (HIGH)	TOTAL	WEIGHTED AVERAGE
a)Prof NJ Sebire	0.00%	0.00%	14.29%	35.71%	50.00%	14	4.36
	0	0	2	5	7		

#	PLEASE LIST ANY COMMENTS YOU MAY HAVE	DATE
1	Useful talk in this difficult subject.	9/8/2017 12:16 AM
2	did not attend	8/9/2017 7:58 PM
3	It was a very nice overview of how to rapport placentas. I only hoped for more histological examples or cases.	6/28/2017 10:37 AM
4	Excellent advice/common pitfalls	6/24/2017 3:53 PM

Q21 The Pathological Society of Great Britain & Ireland Doniach Lecture: Fields of Carcinogenesis in Breast and Oesophagus

Answered: 55 Skipped: 98

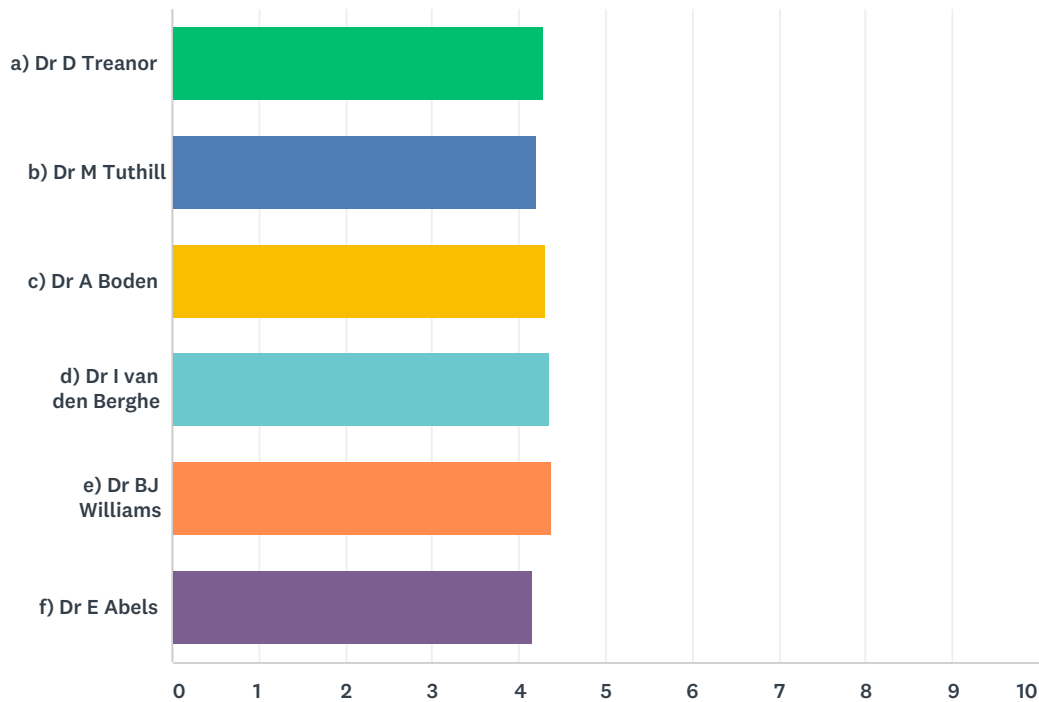


	1 (LOW)	2	3	4	5 (HIGH)	TOTAL	WEIGHTED AVERAGE
a) Dr JJ Going	0.00%	0.00%	7.27%	43.64%	49.09%	55	4.42
	0	0	4	24	27		

#	PLEASE LIST ANY COMMENTS YOU MAY HAVE	DATE
1	Very good presentation	8/9/2017 7:58 PM
2	great lecture	7/11/2017 8:15 PM
3	A scientific and whimsical wrap up on personal journeys in research on cancer of the breast and esophagus. Thought provoking, out-of-the box ideas.	7/9/2017 8:18 AM
4	Superb	6/27/2017 10:19 PM
5	On Thursday I listened to the oral presentations that I cannot feedback on here, but there were a few very good presentations on interesting topics.	6/26/2017 9:22 AM

Q22 Symposium: Digital Pathology for Clinical Diagnostics: Drivers for Change

Answered: 39 Skipped: 114

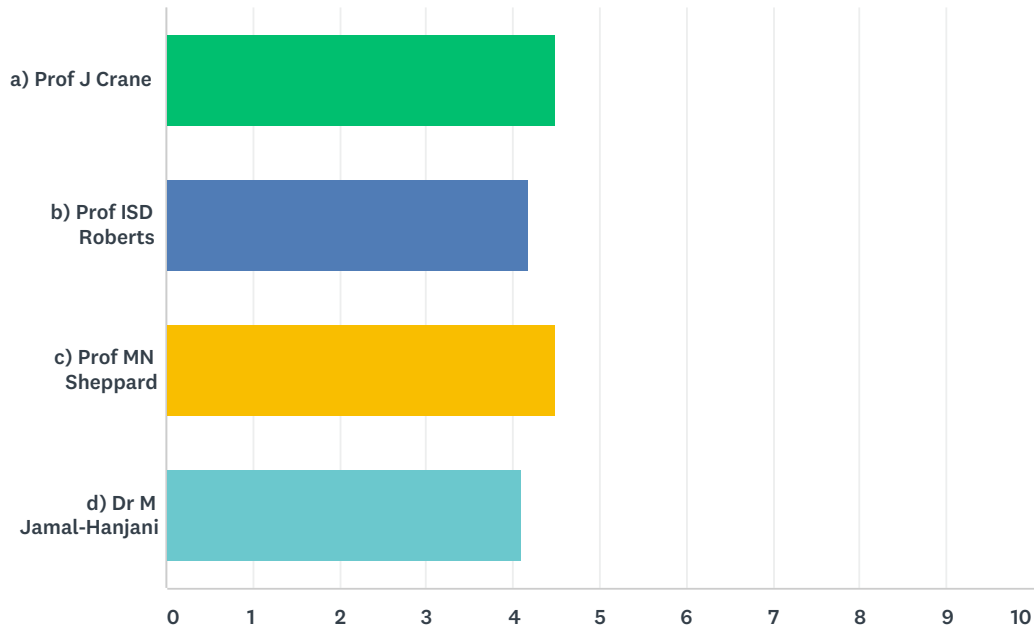


	1 (LOW)	2	3	4	5 (HIGH)	TOTAL	WEIGHTED AVERAGE
a) Dr D Treanor	0.00% 0	0.00% 0	13.89% 5	44.44% 16	41.67% 15	36	4.28
b) Dr M Tuthill	0.00% 0	0.00% 0	9.09% 3	60.61% 20	30.30% 10	33	4.21
c) Dr A Boden	0.00% 0	0.00% 0	13.33% 4	43.33% 13	43.33% 13	30	4.30
d) Dr I van den Berghe	0.00% 0	0.00% 0	12.90% 4	38.71% 12	48.39% 15	31	4.35
e) Dr BJ Williams	0.00% 0	0.00% 0	6.67% 2	50.00% 15	43.33% 13	30	4.37
f) Dr E Abels	0.00% 0	0.00% 0	16.67% 5	50.00% 15	33.33% 10	30	4.17

#	PLEASE LIST ANY COMMENTS YOU MAY HAVE	DATE
1	I scipped my own speach	8/8/2017 2:43 PM
2	Excellent	7/22/2017 12:07 PM
3	A useful update on the ongoing transition to digital diagnostics in histopathology with its pros and cons	7/9/2017 8:20 AM
4	Expecting to start a trial of digital pathology later this year, so very topical and useful background information.	6/29/2017 8:19 PM

Q23 Trainees' Symposium: Autopsy

Answered: 12 Skipped: 141

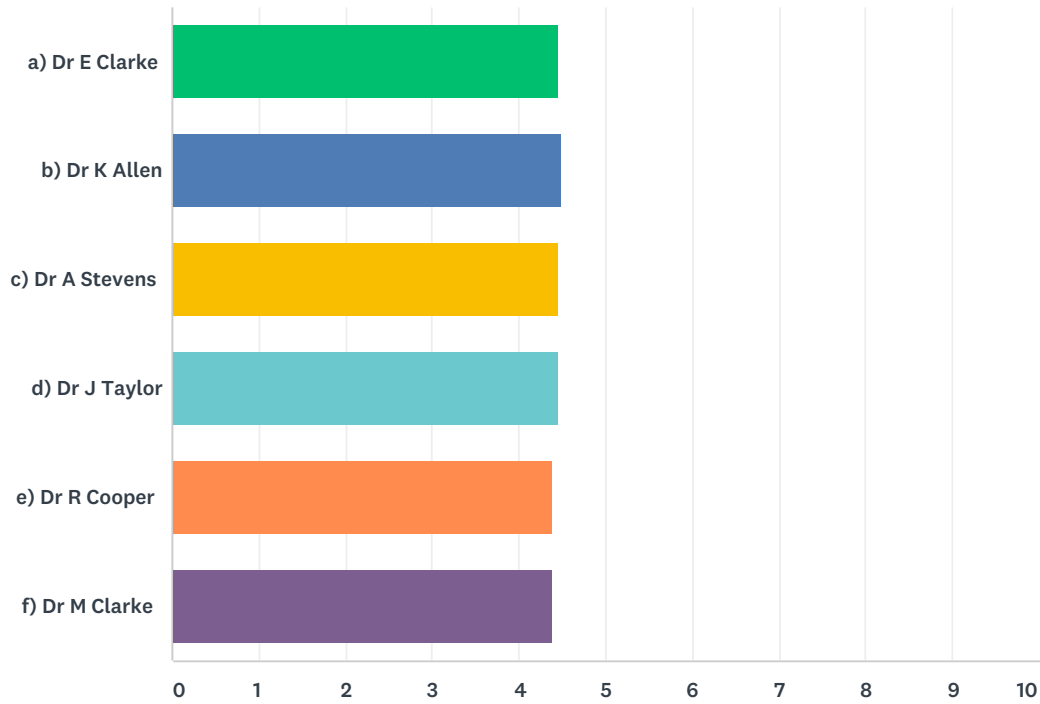


	1 (LOW)	2	3	4	5 (HIGH)	TOTAL	WEIGHTED AVERAGE
a) Prof J Crane	0.00% 0	0.00% 0	0.00% 0	50.00% 5	50.00% 5	10	4.50
b) Prof ISD Roberts	0.00% 0	0.00% 0	9.09% 1	63.64% 7	27.27% 3	11	4.18
c) Prof MN Sheppard	0.00% 0	0.00% 0	0.00% 0	50.00% 5	50.00% 5	10	4.50
d) Dr M Jamal-Hanjani	0.00% 0	0.00% 0	11.11% 1	66.67% 6	22.22% 2	9	4.11

#	PLEASE LIST ANY COMMENTS YOU MAY HAVE	DATE
1	Great mix of speakers	6/24/2017 3:54 PM

Q24 Trainees' Session - Slide Seminar Discussion

Answered: 12 Skipped: 141

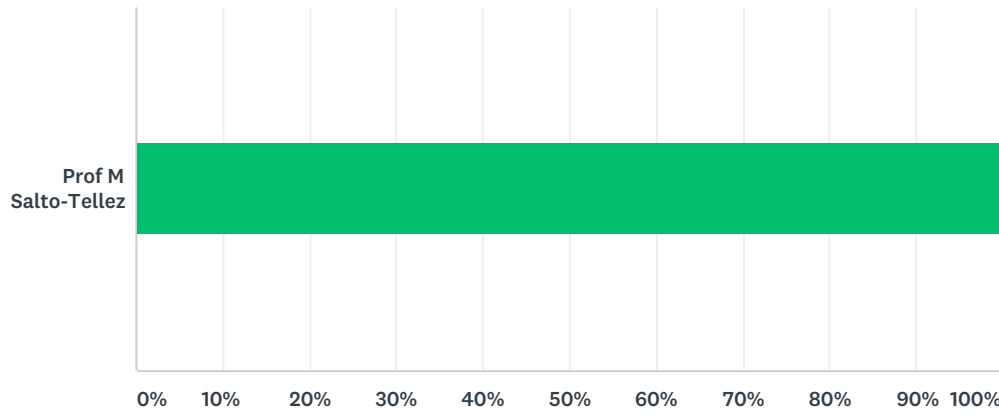


	1 (LOW)	2	3	4	5 (HIGH)	TOTAL	WEIGHTED AVERAGE
a) Dr E Clarke	0.00% 0	0.00% 0	0.00% 0	54.55% 6	45.45% 5	11	4.45
b) Dr K Allen	0.00% 0	0.00% 0	0.00% 0	50.00% 6	50.00% 6	12	4.50
c) Dr A Stevens	0.00% 0	0.00% 0	0.00% 0	54.55% 6	45.45% 5	11	4.45
d) Dr J Taylor	0.00% 0	0.00% 0	0.00% 0	54.55% 6	45.45% 5	11	4.45
e) Dr R Cooper	0.00% 0	0.00% 0	0.00% 0	60.00% 6	40.00% 4	10	4.40
f) Dr M Clarke	0.00% 0	0.00% 0	0.00% 0	60.00% 6	40.00% 4	10	4.40

#	PLEASE LIST ANY COMMENTS YOU MAY HAVE	DATE
1	VERY INTERESTING CASES AND THOROUGH PRESENTATIONS	7/27/2017 12:51 PM
2	Very nice cases and explained on a perfect level of knowledge! It was perfect!	6/28/2017 10:38 AM

Q25 Trainees' Lecture - How to train in Molecular Pathology

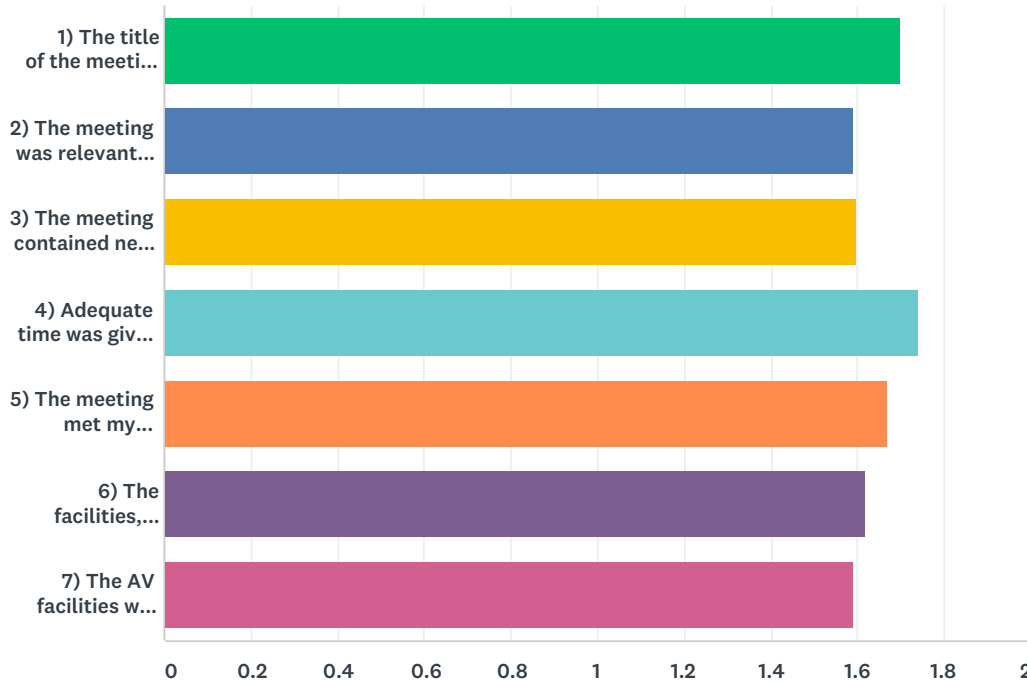
Answered: 10 Skipped: 143



ANSWER CHOICES	RESPONSES
Prof M Salto-Tellez	100.00% 10
TOTAL	10

Q26 Programme Evaluation

Answered: 141 Skipped: 12



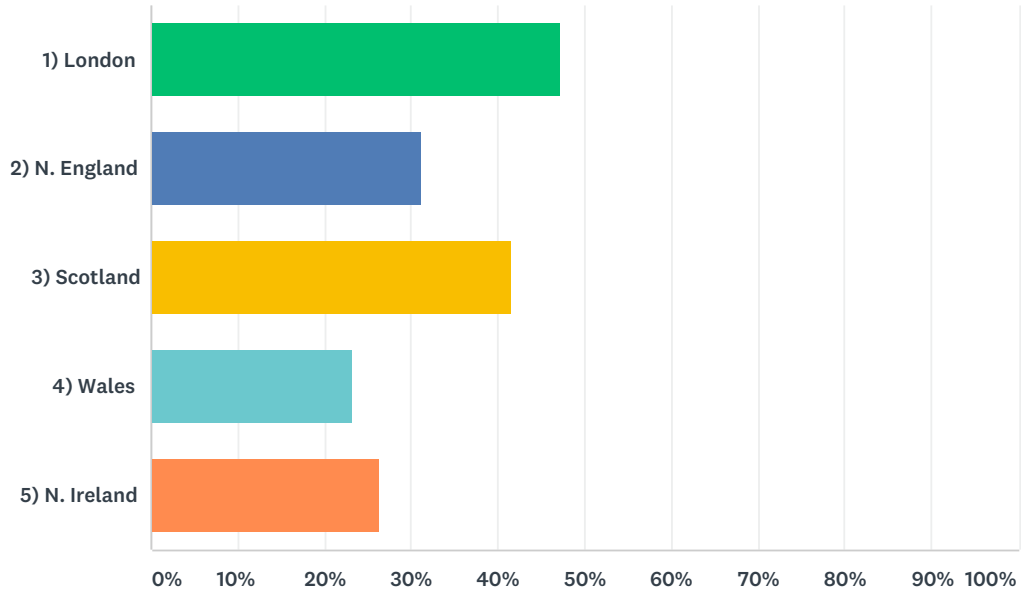
	STRONGLY AGREE	AGREE	DISAGREE	STRONGLY DISAGREE	TOTAL	WEIGHTED AVERAGE
1) The title of the meeting interested me	36.88% 52	58.16% 82	2.84% 4	2.13% 3	141	1.70
2) The meeting was relevant to my Continuing Professional Development Needs	46.10% 65	51.06% 72	0.71% 1	2.13% 3	141	1.59
3) The meeting contained new ideas and materials	46.10% 65	50.35% 71	1.42% 2	2.13% 3	141	1.60
4) Adequate time was given for discussion	34.29% 48	59.29% 83	4.29% 6	2.14% 3	140	1.74
5) The meeting met my expectations	41.13% 58	53.19% 75	3.55% 5	2.13% 3	141	1.67
6) The facilities, catering arrangement met my requirements	47.52% 67	45.39% 64	4.96% 7	2.13% 3	141	1.62
7) The AV facilities were of high quality	51.43% 72	41.43% 58	4.29% 6	2.86% 4	140	1.59

#	PLEASE USE THE SPACE BELOW TO COMMENT ON THE EDUCATIONAL CONTENT OF THESE EVENTS	DATE
1	It was a shame there were so many parallel talks as I felt I missed a lot.	9/12/2017 1:37 PM
2	Some of the GI/HPB sessions were a bit repetitive. It would be nice to hear from new speakers.	8/11/2017 4:16 PM
3	overall a good meting;organisation excellent	8/9/2017 7:59 PM
4	lost my presentation when uploading it on conference computer, poor help from staff...	8/8/2017 3:51 PM
5	Excellant venue	7/19/2017 11:21 PM

6	Educational content universally high highly relevant and topical	7/11/2017 8:21 PM
7	The topics were of great use in keeping uptodate with the changing concepts and practice of histopathology. Parallel sessions prevented attendance at sessions one would have liked to hear.	7/9/2017 8:28 AM
8	Venue poor: inadequate signs at entrance. Terrible AV facilities in some of the rooms used. Poor anticipation of facilities required for questions. Programme for first two days looked promising but in truth, a little pedestrian in the delivery. Catering hit and miss - tea or coffee at lunch wouldn't have been such a stretch? Sounds like carping, but the details of this event didn't work well in my opinion	7/5/2017 1:07 PM
9	Decided to attend the full meeting this year based on the overall strength of the programme. Was not disappointed.	6/29/2017 8:27 PM
10	very good	6/29/2017 10:24 AM
11	This was a better and more forward thinking programme than any other pathsoc I have attended	6/27/2017 4:52 PM
12	Catering was not more than mediocre. Three days the same food! That should never be this way!	6/27/2017 2:50 PM
13	some of the speakers were not at all audible especiallay in the level 3 rooms. Veg choice food not good	6/26/2017 5:47 PM
14	The only problem i found was temperature regulation at the venue.	6/26/2017 10:34 AM
15	Sound poor in some of the smaller rooms - level 3	6/26/2017 9:33 AM
16	Seminars & companion meetings conflicted eg gynae and urology - I do both	6/23/2017 5:10 PM

Q27 I would like to see meetings held in

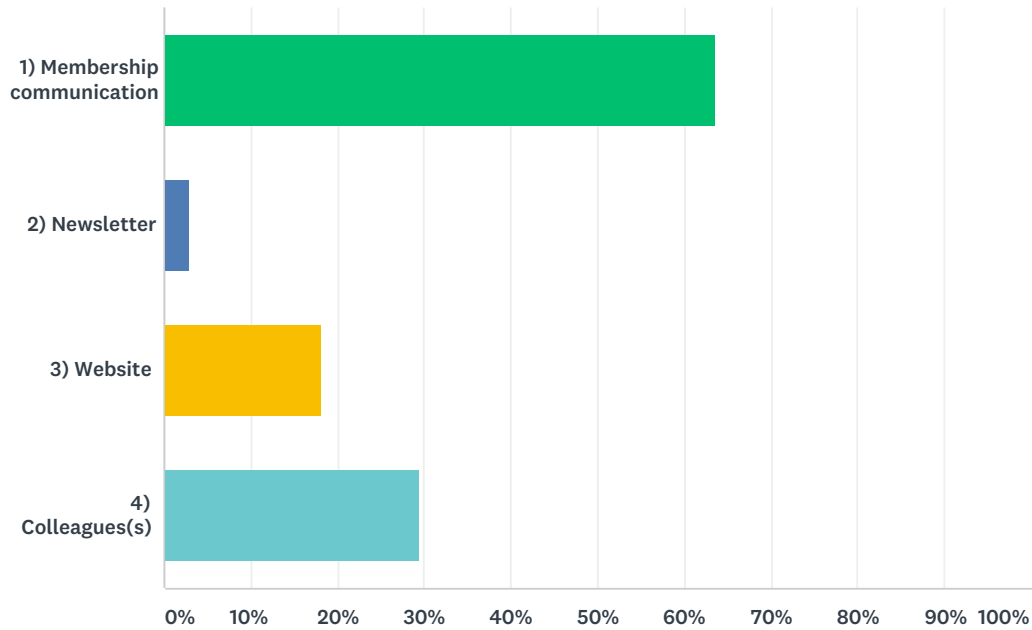
Answered: 125 Skipped: 28



ANSWER CHOICES	RESPONSES	
1) London	47.20%	59
2) N. England	31.20%	39
3) Scotland	41.60%	52
4) Wales	23.20%	29
5) N. Ireland	26.40%	33
Total Respondents: 125		

Q28 How did you hear about this Meeting

Answered: 132 Skipped: 21

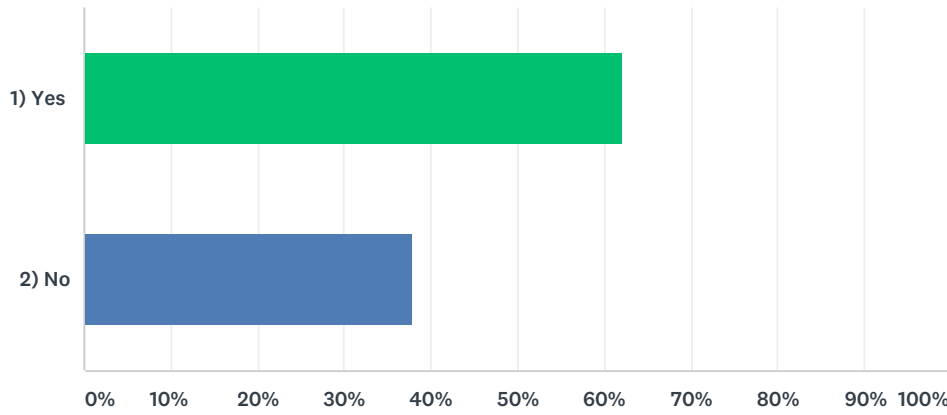


ANSWER CHOICES	RESPONSES
1) Membership communication	63.64% 84
2) Newsletter	3.03% 4
3) Website	18.18% 24
4) Colleagues(s)	29.55% 39
Total Respondents: 132	

#	OTHER, PLEASE GIVE DETAILS	DATE
1	Regular attender so check the website in late Winter, early Spring	9/18/2017 10:06 PM
2	catering; somewhat disappointing, not enough seating facilities for lunch	7/3/2017 1:00 PM
3	Member of Path Soc Committee	6/27/2017 3:22 PM
4	IAP meeeting 2016, Cologne	6/26/2017 9:25 AM
5	from BAUP	6/23/2017 5:10 PM

Q29 Are you a member of the Pathological Society

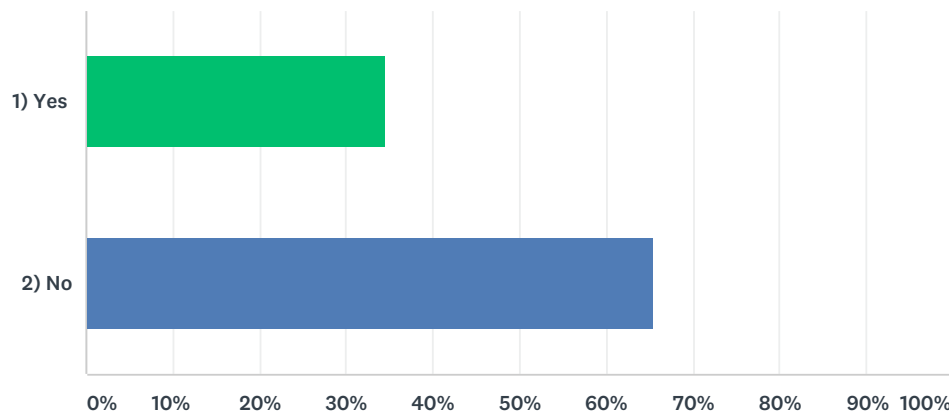
Answered: 140 Skipped: 13



ANSWER CHOICES	RESPONSES	
1) Yes	62.14%	87
2) No	37.86%	53
TOTAL		140

Q30 If you are NOT a member of the Pathological Society - would you like to receive membership information?

Answered: 58 Skipped: 95

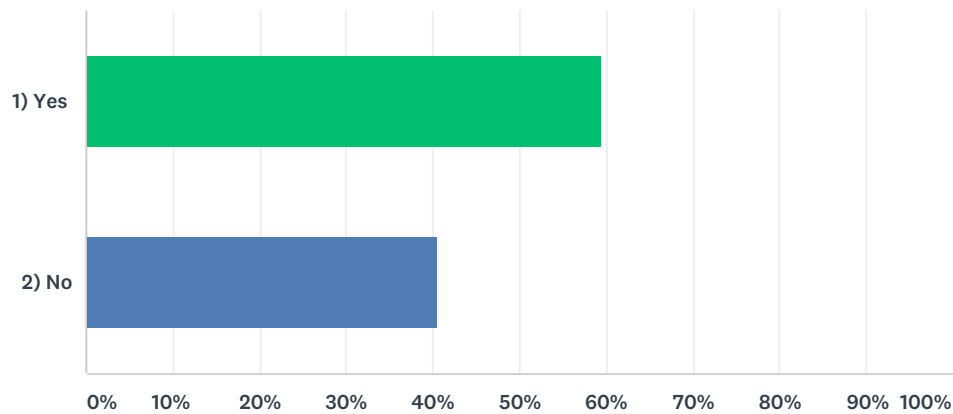


ANSWER CHOICES	RESPONSES	
1) Yes	34.48%	20
2) No	65.52%	38
TOTAL		58

#	PLEASE ENTER YOUR FULL NAME, INSTITUTION AND EMAIL ADDRESS	DATE
1	Dr Clare Craig Genomics England clare.craig@genomicsengland.co.uk	9/12/2017 1:37 PM
2	Madhavi Maheshwari City Hospital, Sandwell and West Birmingham Hospitals NHS Trust, Birmingham B18 7QH	8/9/2017 9:48 AM
3	Kevin West, University Hospitals of Leicester kpw2@le.ac.uk	8/9/2017 8:33 AM
4	Ivo Vanden Berghe AZ Sint-Jan Brugge Oostende ivo.vandenbergh@azsintjan.be	8/8/2017 2:45 PM
5	L.M. de Bruijkere PATHAN leodebruijkere@gmail.com	7/25/2017 8:30 AM
6	Aidan Brady, Craigavon Area Hospital, aidanjamesbrady@gmail.com	7/10/2017 4:45 PM
7	Name: Prof. Ritu Lakhtakia Institution: College of Medicine, Mohammed Bin Rashid University (MBRU) E-mail: ritu.lakhtakia@mbru.ac.ae	7/9/2017 8:28 AM
8	CiRyan@stjames.ie	7/2/2017 9:51 PM
9	Prof Ellen Obermann ellen.obermann@unibas.ch	7/1/2017 12:17 PM
10	Nicola Zucchini San Gerardo Hospital - ASST MONZA Via Pergolesi 33, 20900 Monza Italy n.zucchini@asst-monza.it	6/28/2017 7:39 AM
11	Dr Vincent Potters Pathology Department Bravis Ziekenhuis Boerhaaveplein 1 4624 VT Bergen op Zoom Netherlands	6/27/2017 10:26 PM
12	Maria F S Soares Department of Cellular Pathology Level 1 - John Radcliffe Hospital Headley Way OX3 9DU Oxford - UK	6/27/2017 2:40 PM
13	Damian McManus Belfast City Hospital Belfast BT97AD	6/26/2017 6:40 PM
14	Dr. Deep Shikha Arora St. James's University Hospital deep.arora@nhs.net	6/26/2017 11:29 AM
15	szilvia.karpati@nhs.net	6/26/2017 9:25 AM
16	Dr Muhammad Shahid Siddiqui Consultant Histopathologist University Hospital Of North Tees Stockton On Tees TS184QJ	6/24/2017 11:26 AM

Q31 Are you a member of the BDIAP?

Answered: 138 Skipped: 15



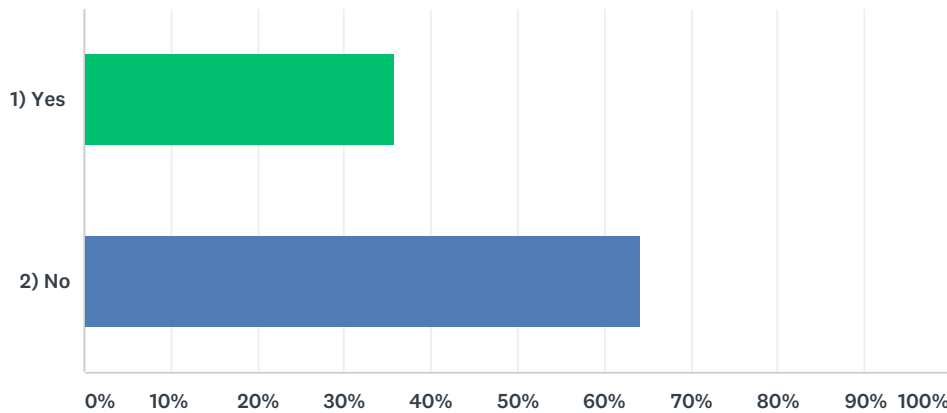
ANSWER CHOICES	RESPONSES	
1) Yes	59.42%	82
2) No	40.58%	56
TOTAL		138

#	PLEASE ENTER YOUR FULL NAME, INSTITUTION AND EMAIL ADDRESS	DATE
1	Dr.Ujjwala Anand Mohite asm33melrose@aol.com West Middlesex University Hospital , isleworth	9/14/2017 8:09 PM
2	Dr Lakshmi Venkatraman Royal Victoria Hospital Belfast Health and Social Care Trust Lakshmi.Venkatraman@belfasttrust.hscni.net	8/14/2017 4:49 PM
3	Madhavi Maheshwari City Hospital, Sandwell and West Birmingham Hospitals NHS Trust, Birmingham B18 7QH	8/9/2017 9:48 AM
4	Kevin West, University Hospitals of Leicester kpw2@le.ac.uk	8/9/2017 8:33 AM
5	Dan Berney Bartshealth D.berney@bartshealth.nhs.uk	8/8/2017 5:40 PM
6	Nigel Kirkham, Courtyard Cottage, Blanefield, Glasgow G63 9AX nigelk@pavilion.co.uk	8/8/2017 4:19 PM
7	Ivo Vanden Berghe AZ Sint-Jan Brugge Oostende ivo.vandenbergh@azsintjan.be	8/8/2017 2:45 PM
8	Sara Waise, University of Southampton, sara.waise@gmail.com	8/8/2017 2:14 PM
9	L.M. de Bruijkere PATHAN leodebruijkere@gmail.com	7/25/2017 8:30 AM
10	Dr Peter Ozua Basildon Univeristy Hospital NHS Trust peter.ozua@btuh.nhs.uk	7/22/2017 12:10 PM
11	Mary Leader RCSI maryleader@rcsi.ie	7/3/2017 3:16 PM
12	Niamh Conlon Department of Pathology, Cork University Hospital niamh.conlon1@hse.ie	7/3/2017 9:40 AM
13	Dr Adrian C. Bateman University Hospital Southampton NHS Foundation Trust, Southampton, UK	7/3/2017 8:07 AM
14	CiRyan@stjames.ie	7/2/2017 9:51 PM
15	Prof Ellen Obermann ellen.obermann@unibas.ch	7/1/2017 12:17 PM
16	Jonathan Mark Pearson, Royal Bolton Hospital. mark.pearson@boltonft.nhs.uk	6/28/2017 5:23 PM
17	Nicola Zucchini San Gerardo Hospital - ASST MONZA Via Pergolesi 33, 20900 Monza Italy n.zucchini@asst-monza.it	6/28/2017 7:39 AM
18	Dr Vincent Potters Pathology Department Bravis Ziekenhuis Boerhaaveplein 1 4624 VT Bergen op Zoom Netherlands	6/27/2017 10:26 PM

19	Dr Michael Scott Department of Pathology Wythenshawe Hospital, Manchester, M23 9LT	6/27/2017 2:45 PM
20	Maria F S Soares Department of Cellular Pathology Level 1 - John Radcliffe Hospital Headley Way OX3 9DU Oxford - UK	6/27/2017 2:40 PM
21	Santhi Kumar Royal Blckburn Hospital Haslingden road, Blackburn Santhi.Kumar@elht.nhs.uk	6/27/2017 2:40 PM
22	Dr B Tripathi Maidstone Hospital btrip2002@yahoo.co.uk btripathi@nhs.net	6/26/2017 10:34 AM
23	Same as above.	6/24/2017 11:26 AM
24	Cerys Burrows Dept of Pathology, Royal SHrewsbury Hospital cerys.burrows@sath.nhs.uk	6/23/2017 11:29 AM

Q32 If you are NOT a member of the BDIAP - would you like to receive membership information?

Answered: 53 Skipped: 100



ANSWER CHOICES	RESPONSES	
1) Yes	35.85%	19
2) No	64.15%	34
TOTAL		53

#	PLEASE ENTER YOUR FULL NAME, INSTITUTION AND EMAIL ADDRESS	DATE
1	gerard McVeigh, department of pathology, royal Victoria hospital, Grosvenor road, belfast	9/13/2017 2:52 PM
2	Ivo Vanden Berghe AZ Sint-Jan Brugge Oostende ivo.vandenbergh@azsintjan.be	8/8/2017 2:45 PM
3	m.jansen@ucl.ac.uk	8/8/2017 2:31 PM
4	Mathew Jacob Alemkunnappuzha Mid Yorkshire Hospitals NHS Trust Mathew.Jacob@midyorks.nhs.uk	8/8/2017 2:26 PM
5	CALYPSO BARBATHIS HB DIAGNOSIS ATHENS GREECE calbar@hol.gr	7/27/2017 12:51 PM
6	Prof Charles Eugene (Gene) Connolly The Galway Clinic Doughiska Galway Ireland	7/11/2017 8:21 PM
7	Aidan Brady, Craigavon Area Hospital, aidanjamesbrady@gmail.com	7/10/2017 4:45 PM
8	Prof Ellen Obermann ellen.obermann@unibas.ch	7/11/2017 12:17 PM
9	Dr David Worrall Department of Pathology Alexander Donald Building Western General Hospital Crewe Road South Edinburgh EH4 2XU David.Worrall@nhslothian.scot.nhs.uk	6/29/2017 8:27 PM
10	Please note: already member of the Italian Division of IAP - SIAPeC	6/28/2017 7:39 AM
11	Ban Jalil Hull Royal Infirmary alasis@yahoo.com	6/27/2017 3:42 PM
12	Declan O'Rourke, BHSCCT Declan.orourke@belfasttrust.hscni.net	6/27/2017 2:43 PM
13	Maria F S Soares Department of Cellular Pathology Level 1 - John Radcliffe Hospital Headley Way OX3 9DU Oxford - UK	6/27/2017 2:40 PM
14	Dr Lucinda Winter Oxford University Foundation Hospitals Trust lucinda.winter@ouh.nhs.uk	6/26/2017 4:24 PM
15	Dr Szilvia Karpati Musgrove Park Hospital szilvia.karpati@nhs.net	6/26/2017 9:25 AM
16	Dr Teresa Thomas, Department of Histopathology, Dorset County Hospital Dorchester DT1 2JY	6/23/2017 5:10 PM

Q33 This space has been left blank for any other comments you may wish to make

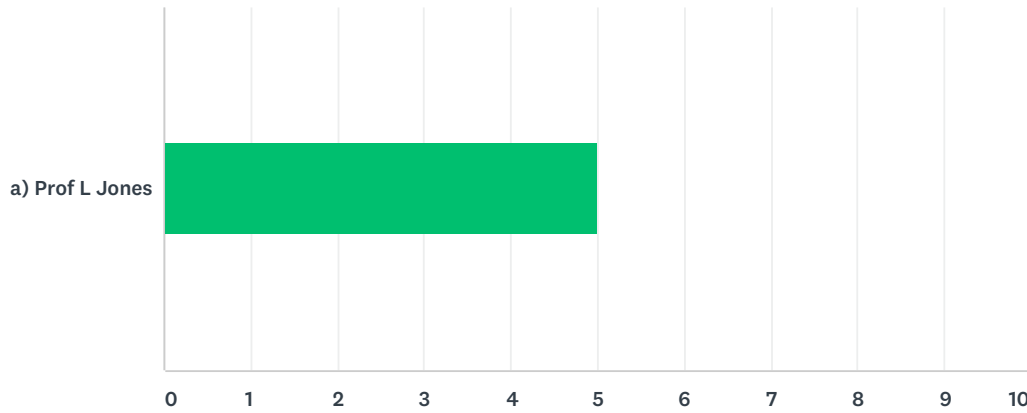
Answered: 30 Skipped: 123

#	RESPONSES	DATE
1	Thank you for organising Path Soc	9/18/2017 10:06 PM
2	I did not attend full days as the material was not directly relevant. I feel CPD points should be available for part days when feedback is provided.	8/29/2017 1:45 PM
3	As one of the organisers, I felt we should try and get larger audiences for some of the fantastic speakers in each specialty. Due to clashes in scheduling a lot of people felt cheated that they could not attend symposia with topics that were dealt with by world class researchers/speakers.	8/14/2017 4:49 PM
4	well organised good conference with excellent catering!	8/9/2017 11:43 AM
5	I have attended only one day of this conference - BAUP part of it.	8/9/2017 9:48 AM
6	Question 27. I would like to see meetings held in Ireland (Ireland should also be an option here, not just Northern Ireland).	8/8/2017 5:41 PM
7	Congratulations to the local organisers and the meetings committee. Special thanks to Ros, Julie and Carol without whom things would not have gone so well. Thank you.	8/8/2017 4:34 PM
8	Excellent meeting. Combined BDIAP/Path Soc meetings are a great idea.	8/8/2017 2:52 PM
9	Would like another Irish meeting	8/8/2017 2:23 PM
10	I HAD ATTENDED THE CYTOPATHOLOGY DAY	7/27/2017 12:51 PM
11	Well organised conference.	7/22/2017 12:10 PM
12	Julie and colleagues as ever were efficient, helpful, and charming to deal with.	7/11/2017 8:21 PM
13	The overall conference organization and arrangements were excellent.	7/9/2017 8:28 AM
14	I have already completed the survey, but forgot to say that I thought the black notebook and pen in delegate packs was an extremely good idea.	7/5/2017 7:05 PM
15	I enjoyed my visit to the meeting, although having also been at the PathSoc committee meeting on the Monday, I couldn't stay longer than the Wednesday	7/3/2017 8:07 AM
16	Great meeting well organised and very good	6/30/2017 11:20 AM
17	Attended the pre-coffee break sessions of the haematopathology symposium on Weds afternoon. Unable to rate the presentations due to a problem with the survey form.	6/29/2017 8:27 PM
18	A really good meeting. Belfast was a terrific location and the facilities and the dinner were excellent.	6/29/2017 9:01 AM
19	Perfect symposium! I attended both trainee courses and other courses. It would be nice if there were more courses for trainees, like the presented cases were very good!	6/28/2017 10:40 AM
20	Many thanks to the organizers for the very interesting and stimulating meeting	6/28/2017 7:39 AM
21	Being for the first time with the Pathological Soc. I was NOT aware I had to register each day. I did only the first day.	6/27/2017 10:26 PM
22	Excellent conference and venue	6/27/2017 4:52 PM
23	Excellent meeting all round. Well done to all concerned.	6/27/2017 3:18 PM
24	Information about public transport is essential especially from airport to town centre. Also train services	6/27/2017 3:09 PM
25	Thanks for organising!	6/27/2017 2:50 PM
26	very well conducted meeting of great educational benefit.	6/26/2017 11:29 AM

27	I attended Companion meeting BAUP and this was excellent	6/26/2017 9:33 AM
28	I also visit the presentations ON FRIDAY 23rd June 2017 of the CYTOPATHOLOGY-BAC of Prof Ali, Prof Salto-Tellez, Dr Mooni,: They were excelent presentations!!!	6/25/2017 3:49 PM
29	Fantastic meeting, thank you very much. Liked the named lectures - liked the mix of history/stories and information. Holding the meeting over 3 days rather than 4 would be good. Whilst the food was delicious, there was no salad/fruit/vegetables at the meeting - please could this be included next year?	6/24/2017 3:55 PM
30	Good meeting but I thought attendance was lower than expected.	6/23/2017 11:29 AM

Q1 Scope and Opportunities in the 100,000 Genomes Project

Answered: 3 Skipped: 0

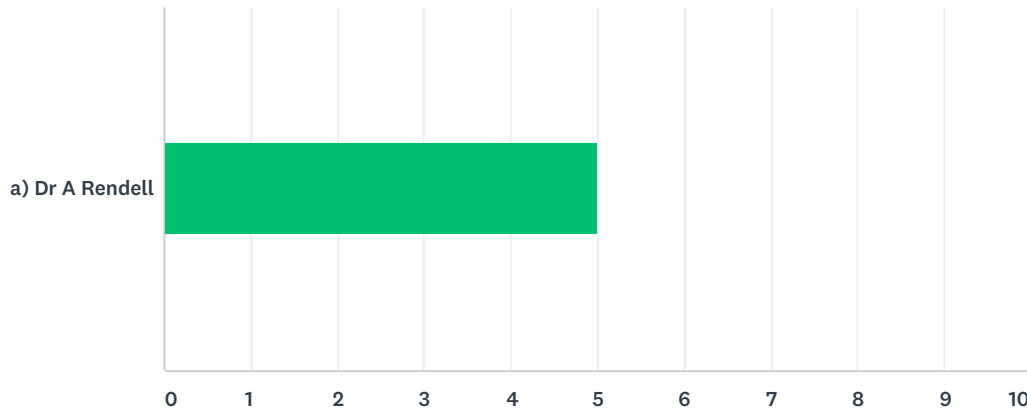


	1 (LOW)	2	3	4	5 (HIGH)	TOTAL	WEIGHTED AVERAGE
a) Prof L Jones	0.00%	0.00%	0.00%	0.00%	100.00%	3	5.00
	0	0	0	0	3		

#	COMMENTS	DATE
	There are no responses.	

Q2 Inclusion of Biopsies: Practicalities and Clinical Utility

Answered: 3 Skipped: 0

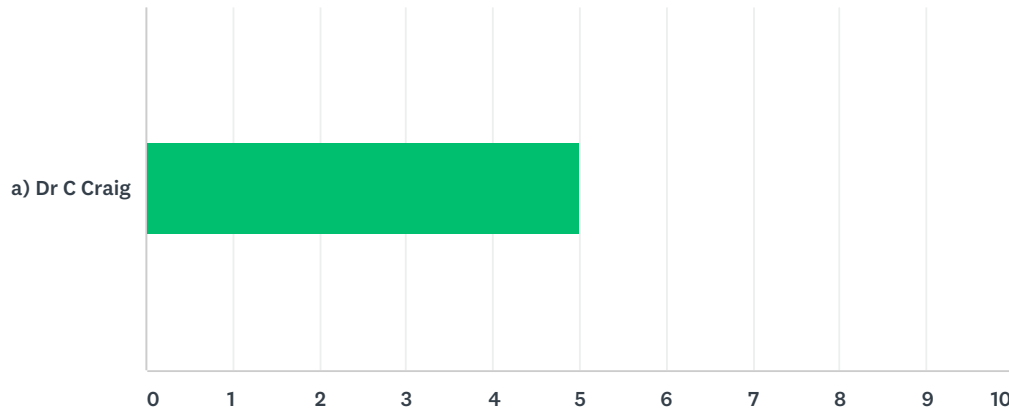


	1 (LOW)	2	3	4	5 (HIGH)	TOTAL	WEIGHTED AVERAGE
a) Dr A Rendell	0.00% 0	0.00% 0	0.00% 0	0.00% 0	100.00% 3	3	5.00

#	COMMENTS	DATE
	There are no responses.	

Q3 Sample Eligibility: Balancing Clinical Need and Science

Answered: 3 Skipped: 0

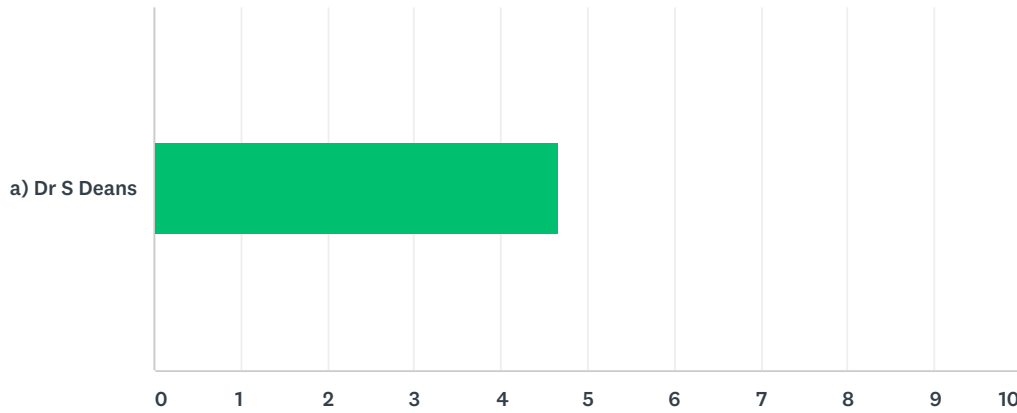


	1 (LOW)	2	3	4	5 (HIGH)	TOTAL	WEIGHTED AVERAGE
a) Dr C Craig	0.00% 0	0.00% 0	0.00% 0	0.00% 0	100.00% 3	3	5.00

#	COMMENTS	DATE
	There are no responses.	

Q4 Tumour Assessment: Training and EQA

Answered: 3 Skipped: 0

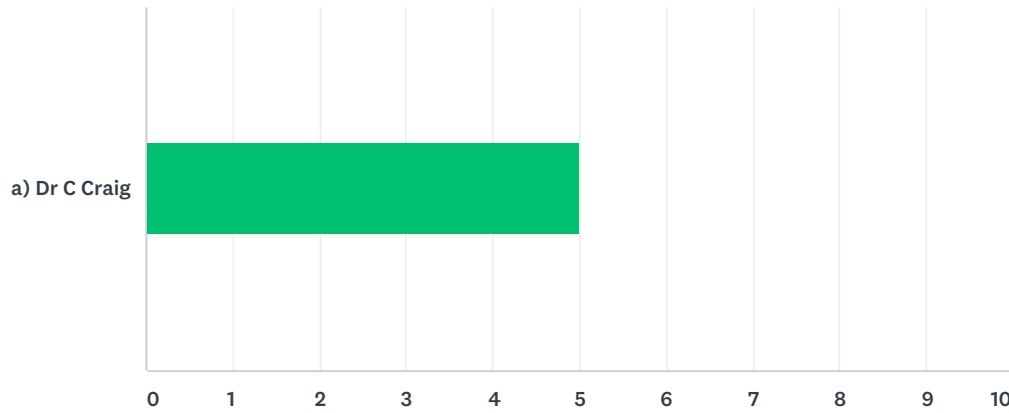


	1 (LOW)	2	3	4	5 (HIGH)	TOTAL	WEIGHTED AVERAGE
a) Dr S Deans	0.00%	0.00%	0.00%	33.33%	66.67%	3	4.67
	0	0	0	1	2		

#	COMMENTS	DATE
	There are no responses.	

Q5 Experimental Phase in the 100,000 Genomes Project

Answered: 2 Skipped: 1

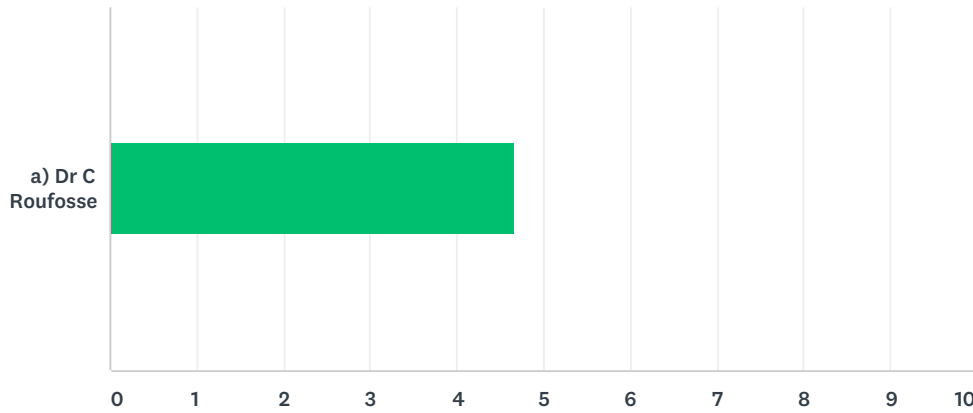


	1 (LOW)	2	3	4	5 (HIGH)	TOTAL	WEIGHTED AVERAGE
a) Dr C Craig	0.00%	0.00%	0.00%	0.00%	100.00%	2	5.00
	0	0	0	0	2	2	

#	COMMENTS	DATE
	There are no responses.	

Q1 Deciphering the Renal Biopsy Request Form - A Guide for Beginners

Answered: 6 Skipped: 0

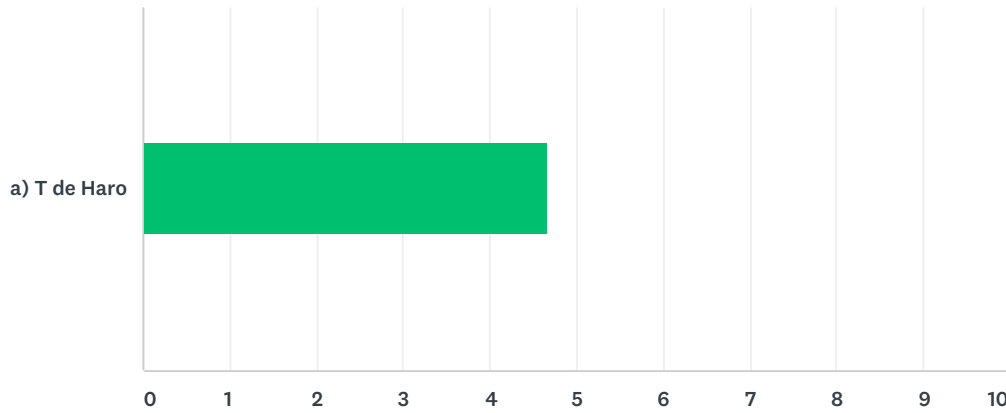


	1 (LOW)	2	3	4	5 (HIGH)	TOTAL	WEIGHTED AVERAGE
a) Dr C Roufosse	0.00%	0.00%	0.00%	33.33%	66.67%	6	4.67
	0	0	0	2	4		

#	COMMENTS	DATE
1	useful handout as well	6/28/2017 10:15 AM

Q2 NEQAS Diagnostic TEM EQA - A New Scheme Launch

Answered: 6 Skipped: 0

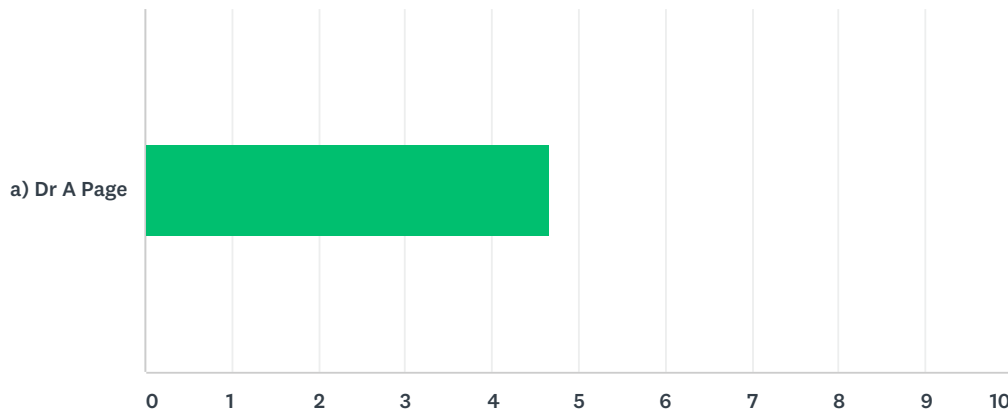


	1 (LOW)	2	3	4	5 (HIGH)	TOTAL	WEIGHTED AVERAGE
a) T de Haro	0.00%	0.00%	0.00%	33.33%	66.67%	6	4.67
	0	0	0	2	4		

#	COMMENTS	DATE
1	Good Practical talk on the upcoming scheme, information was really useful, particularly to bring back to my manager who now wants us to join the scheme.	8/9/2017 7:56 AM
2	useful to know what the EQA scheme would likely look like when it starts	6/28/2017 10:15 AM

Q3 Diamond and Glass Knife Care and Use - Presentation and Discussion

Answered: 6 Skipped: 0

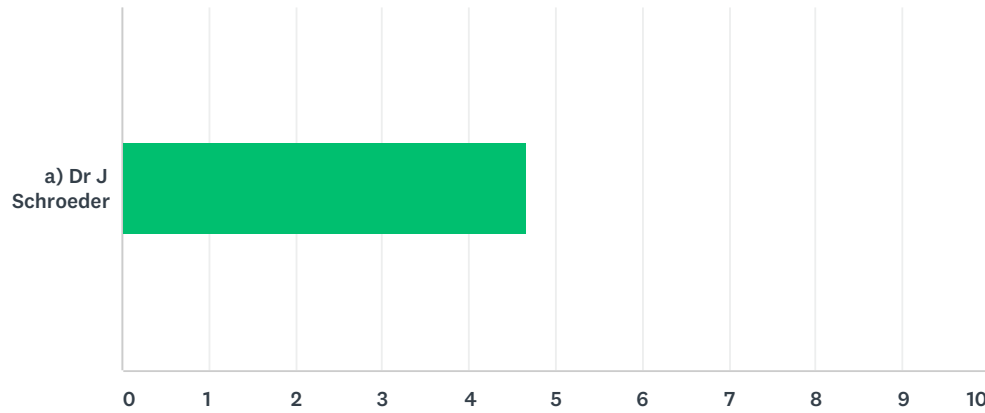


	1 (LOW)	2	3	4	5 (HIGH)	TOTAL	WEIGHTED AVERAGE
a) Dr A Page	0.00%	0.00%	0.00%	33.33%	66.67%	6	4.67
	0	0	0	2	4		

#	COMMENTS	DATE
1	SEM images of knife edge interesting	6/28/2017 10:15 AM

Q4 Electron Microscopy of Abnormal Deposits and Inclusions

Answered: 6 Skipped: 0

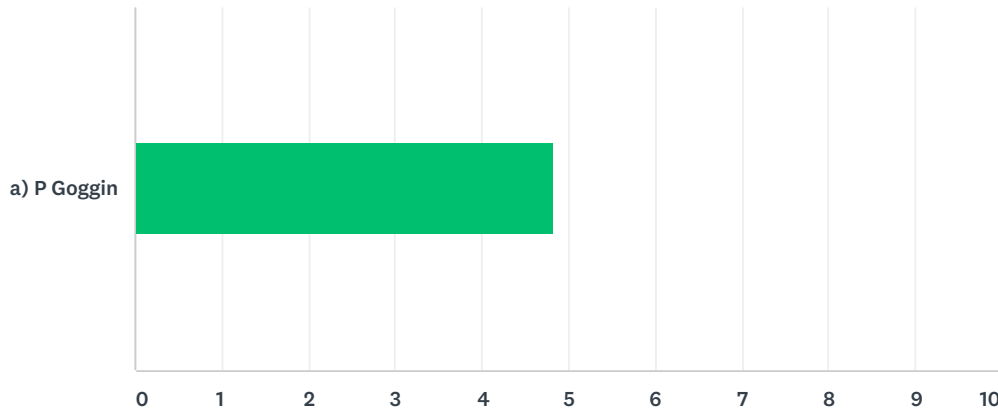


	1 (LOW)	2	3	4	5 (HIGH)	TOTAL	WEIGHTED AVERAGE
a) Dr J Schroeder	0.00%	0.00%	0.00%	33.33%	66.67%	6	4.67
	0	0	0	2	4		

#	COMMENTS	DATE
1	Useful to know about the up coming text book	6/28/2017 10:15 AM

Q5 3 Dimensional Electron Microscopy

Answered: 6 Skipped: 0

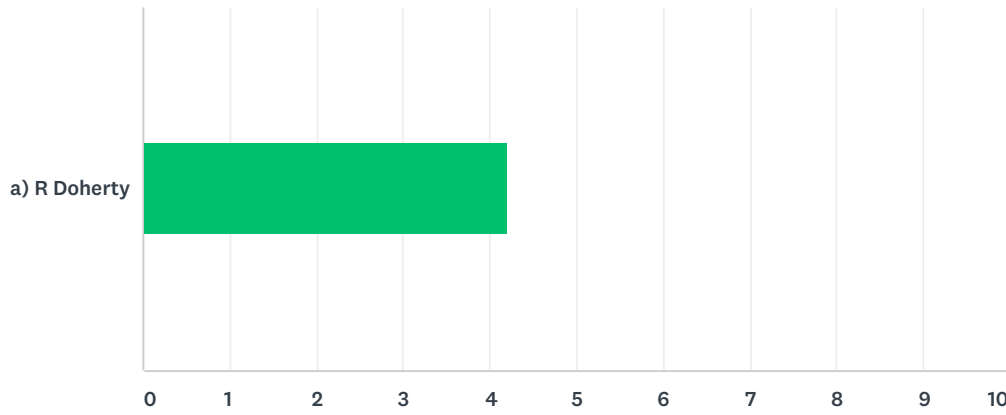


	1 (LOW)	2	3	4	5 (HIGH)	TOTAL	WEIGHTED AVERAGE
a) P Goggin	0.00%	0.00%	0.00%	16.67%	83.33%	6	4.83
	0	0	0	1	5		

#	COMMENTS	DATE
1	Good clear presentation	6/28/2017 10:15 AM

Q6 ISO 15189 Accreditation and the EM Laboratory

Answered: 5 Skipped: 1

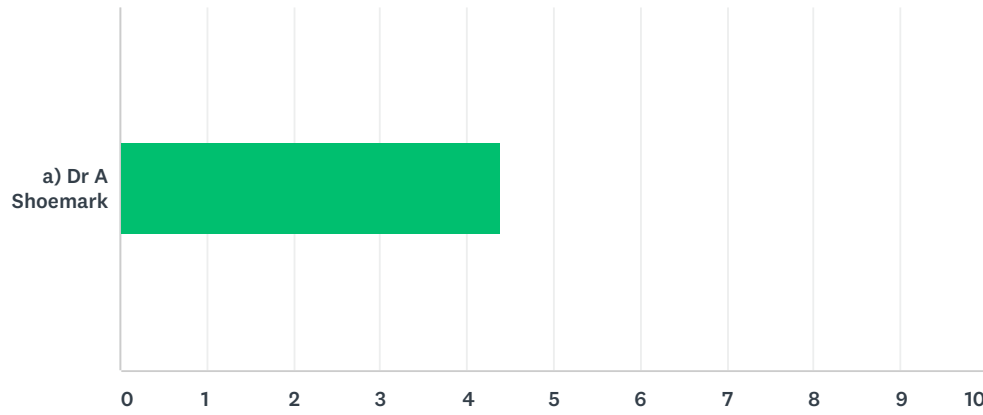


	1 (LOW)	2	3	4	5 (HIGH)	TOTAL	WEIGHTED AVERAGE
a) R Doherty	0.00%	0.00%	0.00%	80.00%	20.00%	5	4.20
	0	0	0	4	1		

#	COMMENTS	DATE
1	Very good first ever talk	6/28/2017 10:15 AM

Q7 Search for a Uranyl Acetate Substitute

Answered: 5 Skipped: 1

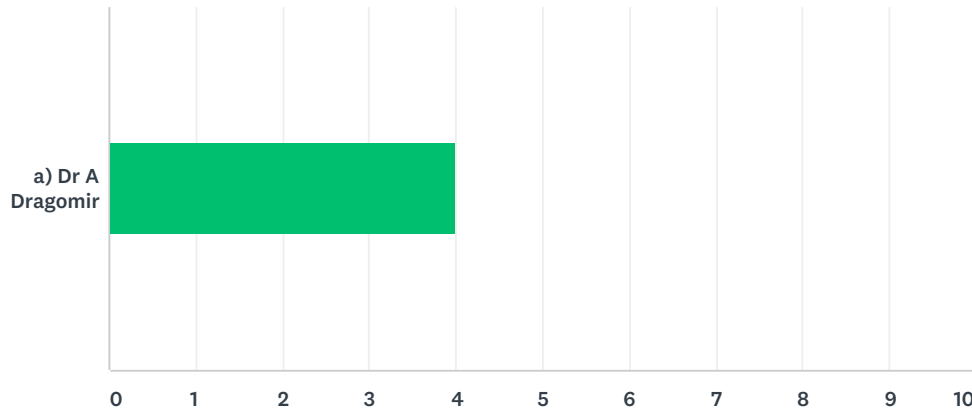


	1 (LOW)	2	3	4	5 (HIGH)	TOTAL	WEIGHTED AVERAGE
a) Dr A Shoemark	0.00% 0	0.00% 0	0.00% 0	60.00% 3	40.00% 2	5	4.40

#	COMMENTS	DATE
1	Good research well presented	6/28/2017 10:15 AM

Q8 Ultrastructure of Desmosomes as a Diagnostic Clue in a Case of Congenital Skin Fragility Syndrome

Answered: 3 Skipped: 3

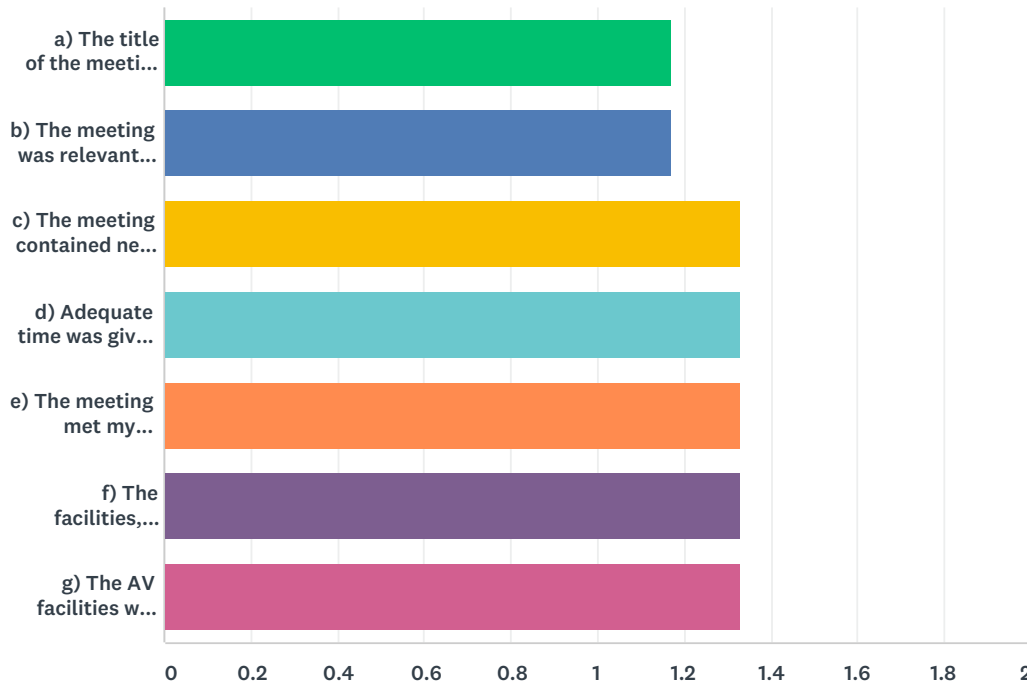


	1 (LOW)	2	3	4	5 (HIGH)	TOTAL	WEIGHTED AVERAGE
a) Dr A Dragomir	0.00%	0.00%	33.33%	33.33%	33.33%	3	4.00
	0	0	1	1	1		

#	COMMENTS	DATE
1	Topic covered clearly at the right speed and level of detail	6/28/2017 10:15 AM

Q9 Programme Evaluation

Answered: 6 Skipped: 0



	STRONGLY AGREE	AGREE	DISAGREE	STRONGLY DISAGREE	TOTAL	WEIGHTED AVERAGE
a) The title of the meeting interested me	83.33% 5	16.67% 1	0.00% 0	0.00% 0	6	1.17
b) The meeting was relevant to my CPD needs	83.33% 5	16.67% 1	0.00% 0	0.00% 0	6	1.17
c) The meeting contained new ideas and material	66.67% 4	33.33% 2	0.00% 0	0.00% 0	6	1.33
d) Adequate time was given for discussion	66.67% 4	33.33% 2	0.00% 0	0.00% 0	6	1.33
e) The meeting met my expectations	66.67% 4	33.33% 2	0.00% 0	0.00% 0	6	1.33
f) The facilities, catering arrangements met my requirements	66.67% 4	33.33% 2	0.00% 0	0.00% 0	6	1.33
g) The AV facilities were of high quality	66.67% 4	33.33% 2	0.00% 0	0.00% 0	6	1.33

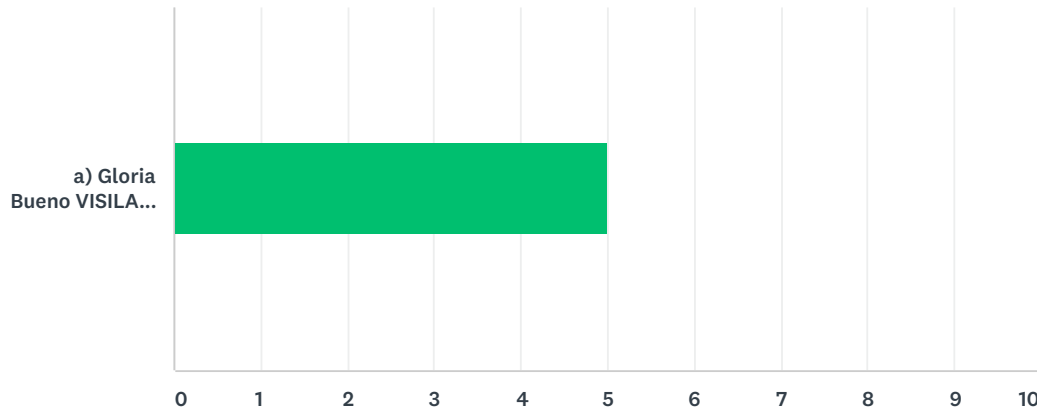
Q10 Please add any comments you may wish to make

Answered: 1 Skipped: 5

#	RESPONSES	DATE
1	Venue, catering and staff excellent.	6/28/2017 10:16 AM

Q1 AIDPATH Project

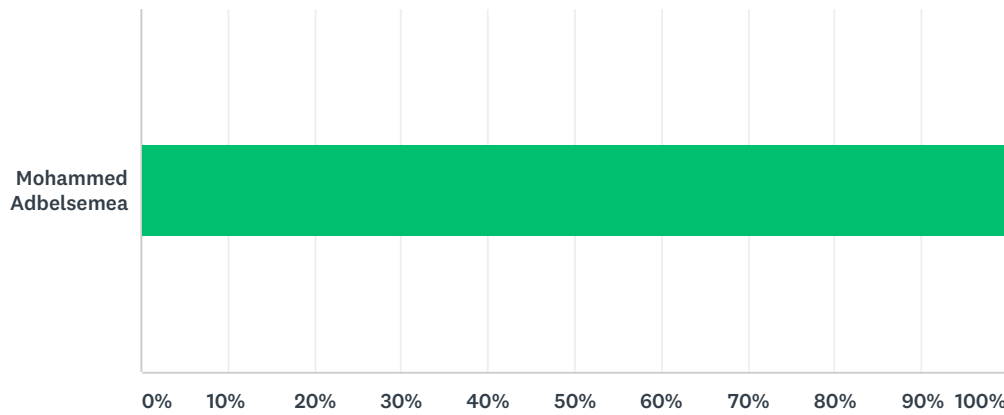
Answered: 2 Skipped: 0



	1 (LOW)	2	3	4	5 (HIGH)	TOTAL	WEIGHTED AVERAGE
a) Gloria Bueno VISILAB (ES)	0.00% 0	0.00% 0	0.00% 0	0.00% 0	100.00% 2	2	5.00

Q2 A novel method for segmentation of tumour epithelium in colorectal cancer

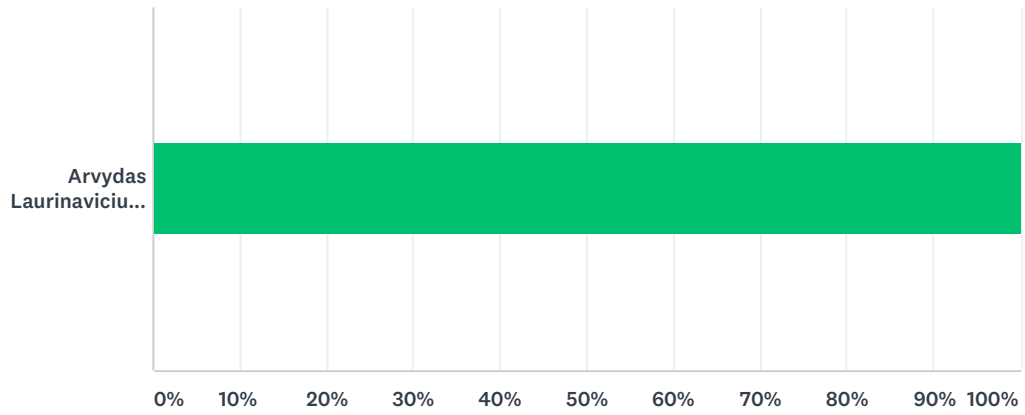
Answered: 2 Skipped: 0



ANSWER CHOICES	RESPONSES
Mohammed Adbelsemea	100.00% 2
TOTAL	2

Q3 Reading IHC slides: can machines do better than humans?

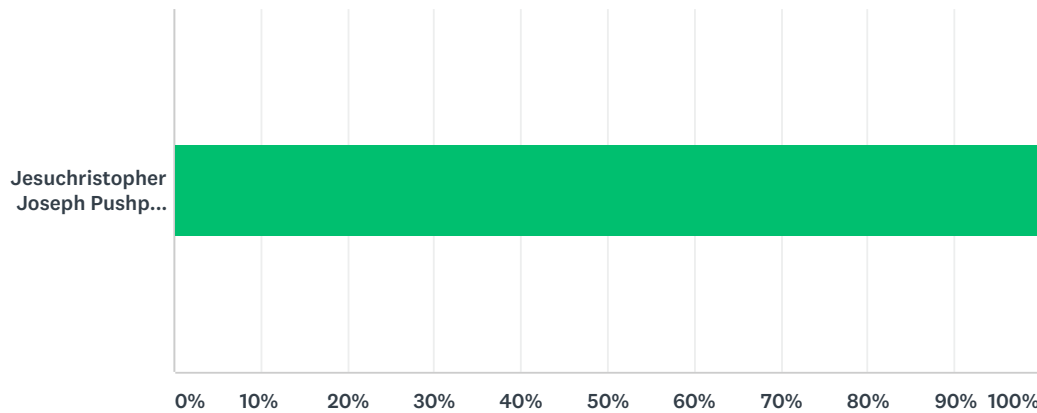
Answered: 2 Skipped: 0



ANSWER CHOICES	RESPONSES
Arvydas Laurinavicius - National Center of Pathology and Vilnius University	100.00% 2
TOTAL	2

Q4 Automated identification of tumour proliferation on Ki67 immunohistochemical images using deep learning approach

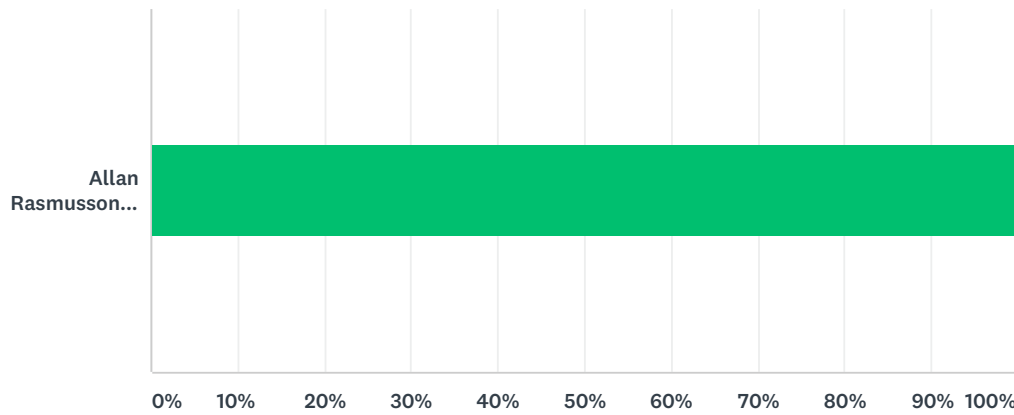
Answered: 2 Skipped: 0



ANSWER CHOICES	RESPONSES	
Jesuchristopher Joseph Pushpa Astrazeneca (UK)	100.00%	2
TOTAL		2

Q5 The study of drug distribution and tumour heterogeneity using telepathology with mass spectrometry imaging

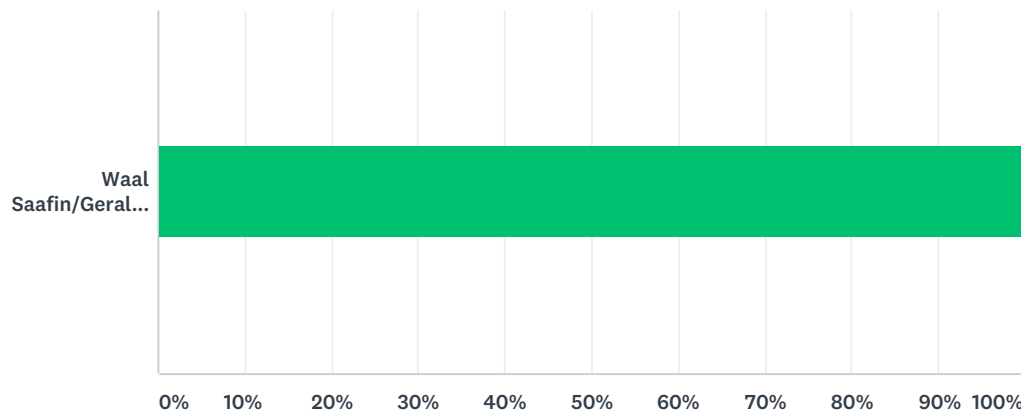
Answered: 2 Skipped: 0



ANSWER CHOICES	RESPONSES	
Allan Rasmusson Astrazeneca (UK)	100.00%	2
TOTAL		2

Q6 Colour image processing in digital pathology

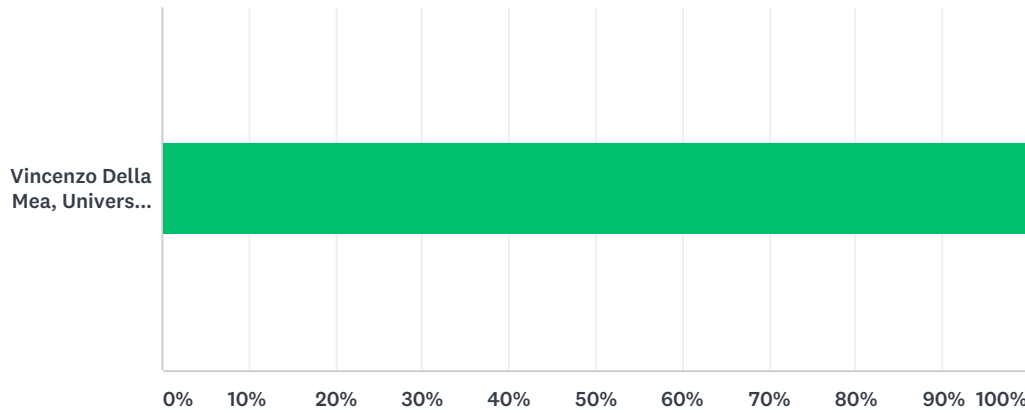
Answered: 2 Skipped: 0



ANSWER CHOICES	RESPONSES	
Waal Saafin/Gerald Schaefer Loughborough University (UK)	100.00%	2
TOTAL		2

Q7 TILs quantification by image analysis

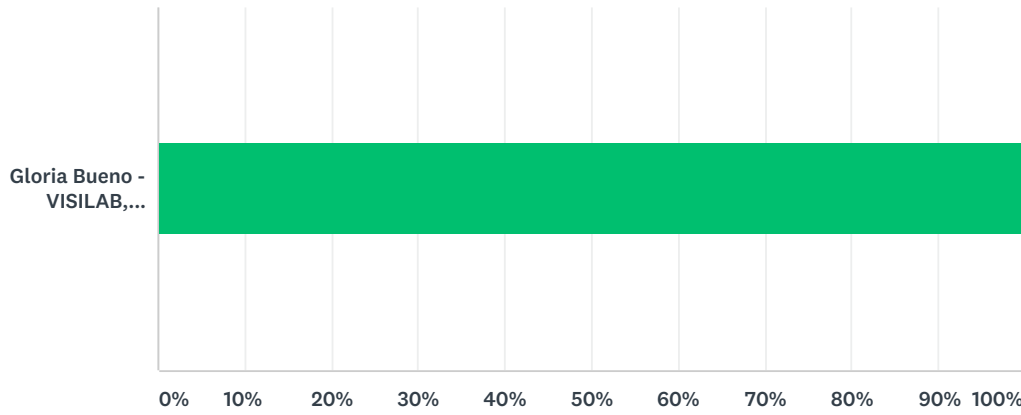
Answered: 2 Skipped: 0



ANSWER CHOICES	RESPONSES
Vincenzo Della Mea, University of Udine (IT)	100.00% 2
TOTAL	2

Q8 Tools and software for digital pathology

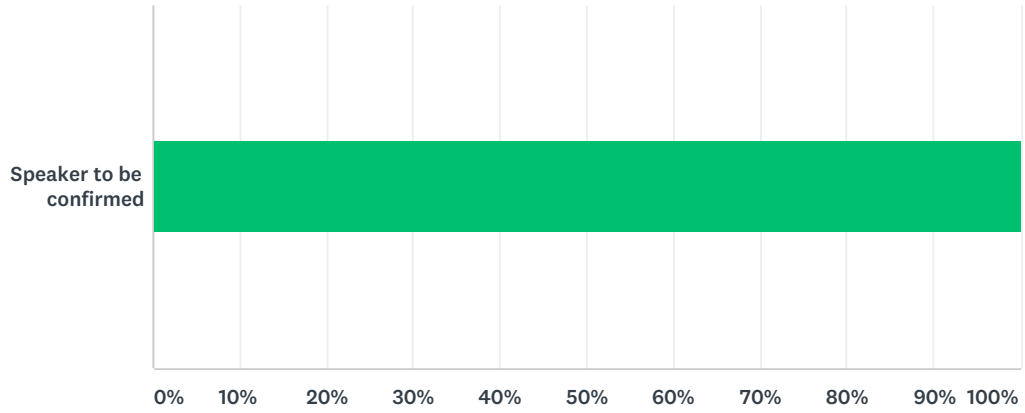
Answered: 2 Skipped: 0



ANSWER CHOICES	RESPONSES	
Gloria Bueno - VISILAB, University of Castilla-La Mancha	100.00%	2
TOTAL		2

Q9 Challenges in digital pathology

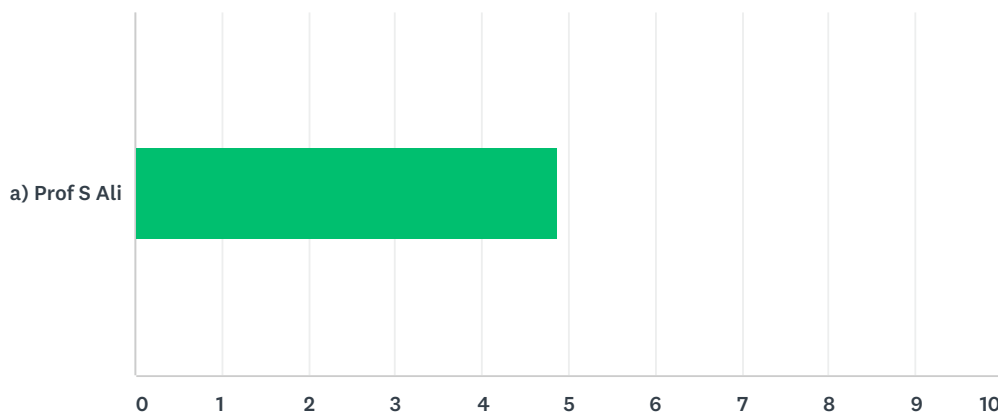
Answered: 2 Skipped: 0



ANSWER CHOICES	RESPONSES
Speaker to be confirmed	100.00% 2
TOTAL	2

Q1 EUS FNA Diagnosis of Pancreatic Pathology

Answered: 15 Skipped: 0

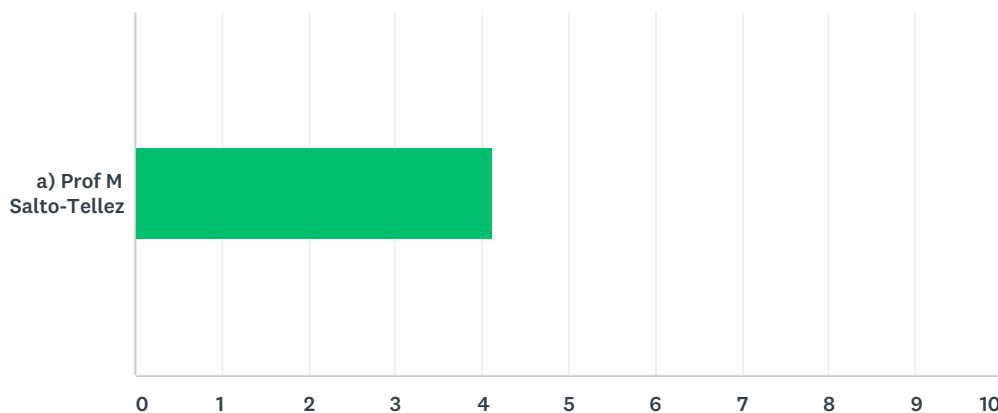


	1 (LOW)	2	3	4	5 (HIGH)	TOTAL	WEIGHTED AVERAGE
a) Prof S Ali	0.00%	0.00%	0.00%	13.33%	86.67%	15	4.87
	0	0	0	2	13		

#	COMMENTS	DATE
1	Good talk, but pancreatic FNA rarely done in UK hospitals.	9/8/2017 12:44 AM
2	Excellent	8/14/2017 5:01 PM
3	excellent	6/29/2017 10:27 AM
4	Brilliant - highly morphological and practical	6/26/2017 6:07 PM
5	Really excellent talk!!	6/25/2017 3:50 PM

Q2 EBUS TBNA, Molecular Cytopathology of Thoracic Malignancies

Answered: 15 Skipped: 0

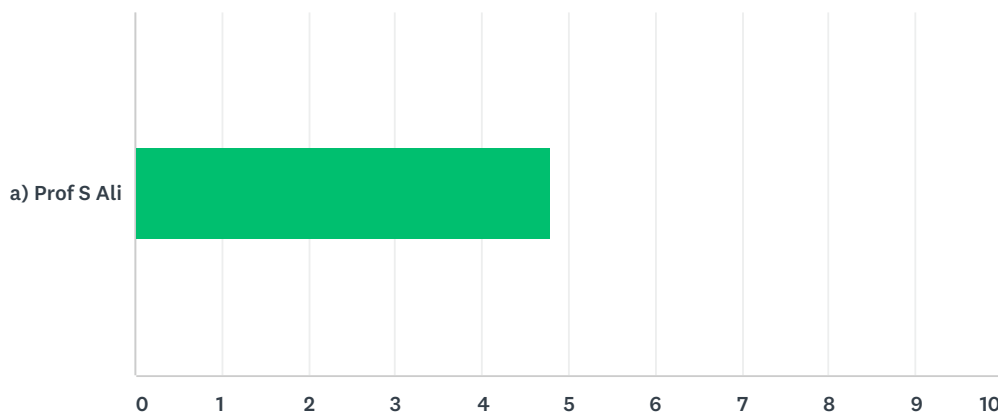


	1 (LOW)	2	3	4	5 (HIGH)	TOTAL	WEIGHTED AVERAGE
a) Prof M Salto-Tellez	0.00%	6.67%	20.00%	26.67%	46.67%	15	4.13
	0	1	3	4	7		

#	COMMENTS	DATE
1	Is this the future? (no morphology required).	9/8/2017 12:44 AM
2	excellent	6/29/2017 10:27 AM
3	Very good overview	6/26/2017 6:07 PM

Q3 EUS FNA of Pancreatic Pathology: Powerpoint Slide Seminar

Answered: 14 Skipped: 1

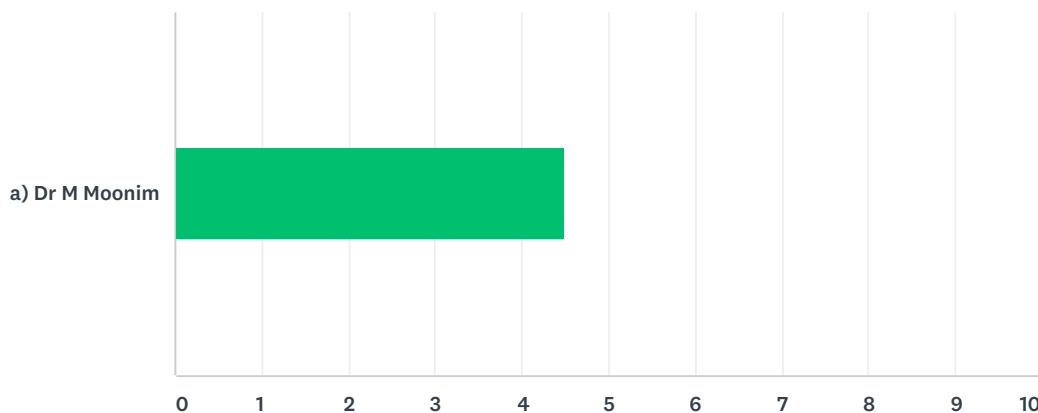


	1 (LOW)	2	3	4	5 (HIGH)	TOTAL	WEIGHTED AVERAGE
a) Prof S Ali	0.00%	0.00%	0.00%	21.43%	78.57%	14	4.79
	0	0	0	3	11		

#	COMMENTS	DATE
1	Interesting but rare cases described.	9/8/2017 12:44 AM
2	Excellent	8/14/2017 5:01 PM
3	excellent	6/29/2017 10:27 AM
4	Great cases, well "curated"	6/26/2017 6:07 PM

Q4 EBUS TBNA, of Thoracic Malignancies: Powerpoint Slide Seminar

Answered: 14 Skipped: 1

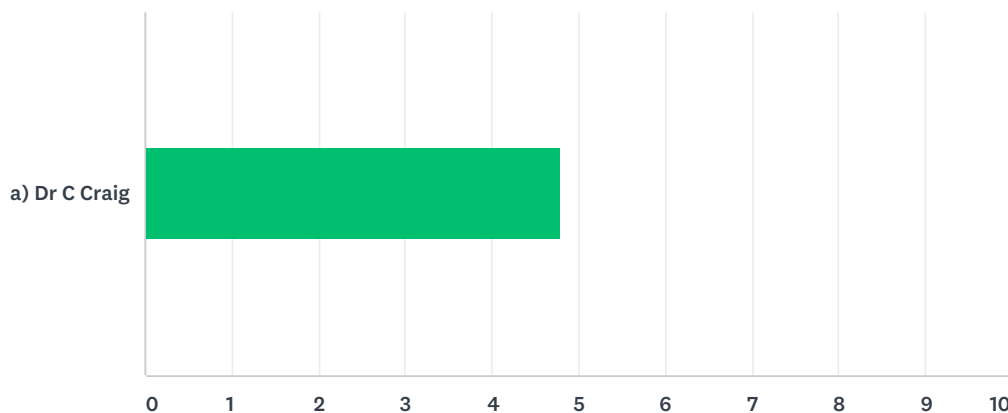


	1 (LOW)	2	3	4	5 (HIGH)	TOTAL	WEIGHTED AVERAGE
a) Dr M Moonim	0.00%	0.00%	7.14%	35.71%	57.14%	14	4.50
	0	0	1	5	8		

#	COMMENTS	DATE
1	Difficult cases	9/8/2017 12:44 AM
2	Very good	8/14/2017 5:01 PM
3	very good	6/29/2017 10:27 AM
4	Comprehensive	6/26/2017 6:07 PM

Q5 FNA Head & Neck Pathology : Powerpoint Slide Seminar

Answered: 14 Skipped: 1

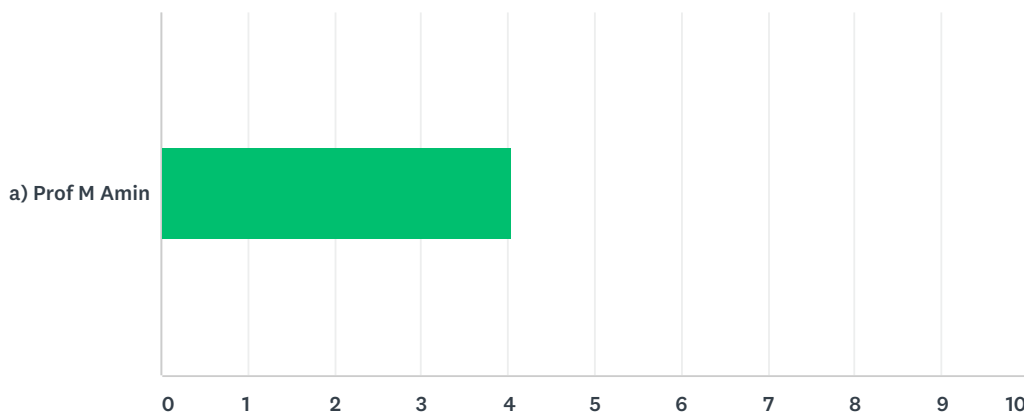


	1 (LOW)	2	3	4	5 (HIGH)	TOTAL	WEIGHTED AVERAGE
a) Dr C Craig	0.00%	0.00%	0.00%	21.43%	78.57%	14	4.79
	0	0	0	3	11		

#	COMMENTS	DATE
1	Interesting, well-presented cases .	9/8/2017 12:44 AM
2	very good	6/29/2017 10:27 AM
3	NB This was delivered By Prof S Ali, not Dr Craig	6/26/2017 6:07 PM
4	Stimulating feedback session and an ideal way to end the conference	6/23/2017 6:57 PM

Q1 An Update on TNM8 (2017)

Answered: 31 Skipped: 3

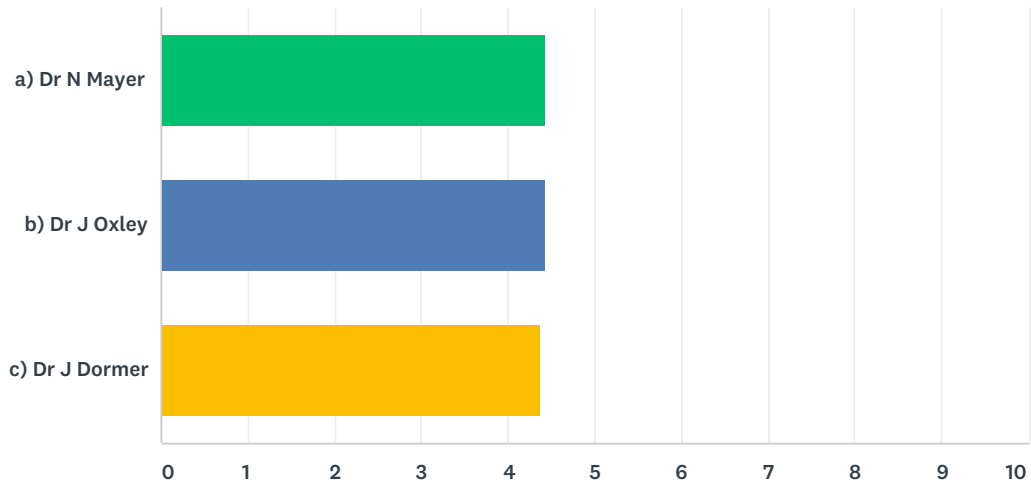


	1 (LOW)	2	3	4	5 (HIGH)	TOTAL	WEIGHTED AVERAGE
a) Prof M Amin	0.00%	3.23%	22.58%	41.94%	32.26%	31	4.03
	0	1	7	13	10		

#	COMMENTS	DATE
1	Far too general, wished he had concentrated on changes to the Urological Pathology component	7/5/2017 11:57 AM
2	Fabulous informative and inspirational	6/28/2017 8:35 AM
3	Too general	6/27/2017 3:51 PM
4	Good overview but didn't dwell on detail of differences between AJCC and UICC, which will cause problems	6/27/2017 2:46 PM
5	Did not address differences between UICC & AJCC 8 classifications	6/26/2017 11:32 AM
6	Very comprehensive talk, good to cover theory behind decisions made	6/21/2017 9:03 AM

Q2 EQA Circulation

Answered: 32 Skipped: 2

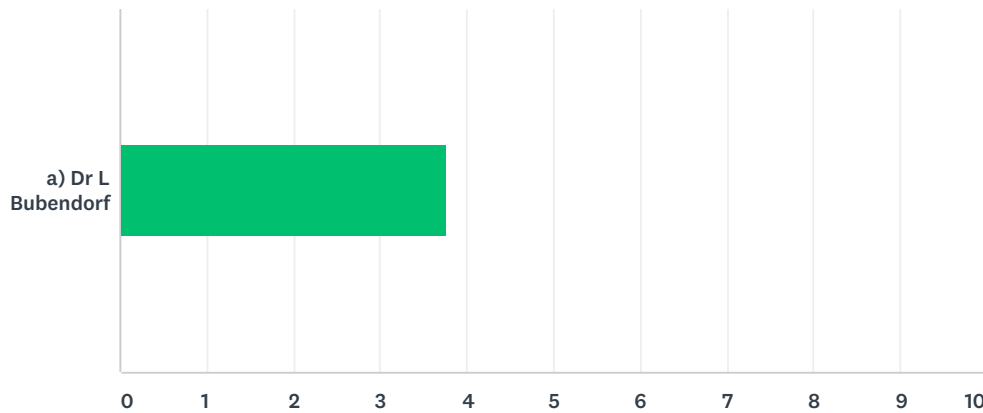


	1 (LOW)	2	3	4	5 (HIGH)	TOTAL	WEIGHTED AVERAGE
a) Dr N Mayer	0.00% 0	0.00% 0	6.25% 2	43.75% 14	50.00% 16	32	4.44
b) Dr J Oxley	0.00% 0	0.00% 0	6.25% 2	43.75% 14	50.00% 16	32	4.44
c) Dr J Dormer	0.00% 0	0.00% 0	9.38% 3	43.75% 14	46.88% 15	32	4.38

#	COMMENTS	DATE
1	Well organised and concise	7/5/2017 11:57 AM
2	An interesting and useful discussion	6/27/2017 12:20 PM

Q3 Ancillary Testing for Bladder Carcinoma on Voided Urine and Instrumented Specimens

Answered: 31 Skipped: 3

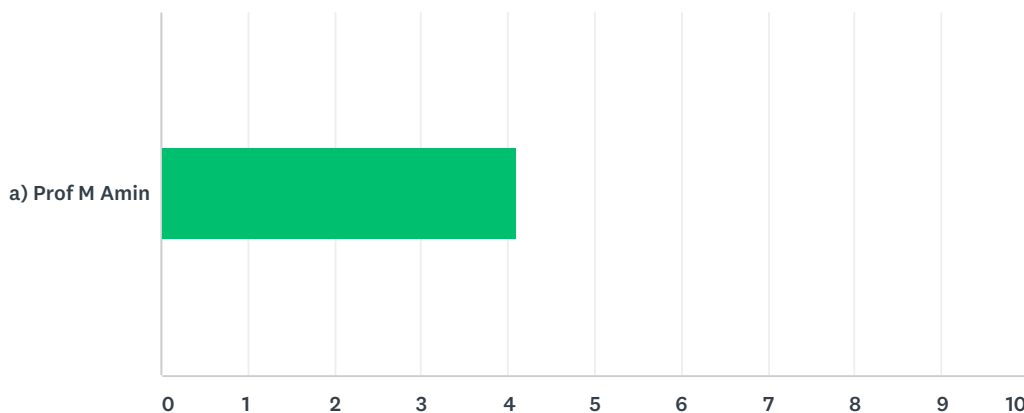


	1 (LOW)	2	3	4	5 (HIGH)	TOTAL	WEIGHTED AVERAGE
a) Dr L Bubendorf	0.00%	9.68%	22.58%	48.39%	19.35%	31	3.77
	0	3	7	15	6		

#	COMMENTS	DATE
1	Interesting, relevant and well presented presentation.	7/5/2017 11:57 AM
2	Crisp and excellent presentation	6/28/2017 8:35 AM

Q4 Grading of Urothelial Carcinoma (WHO 1973 and WHO/ISUP 2004)

Answered: 31 Skipped: 3

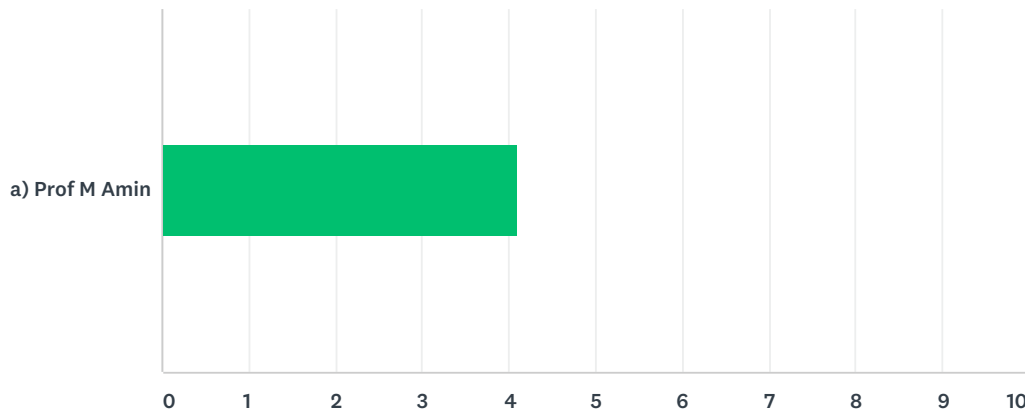


	1 (LOW)	2	3	4	5 (HIGH)	TOTAL	WEIGHTED AVERAGE
a) Prof M Amin	0.00%	3.23%	25.81%	29.03%	41.94%	31	4.10
	0	1	8	9	13		

#	COMMENTS	DATE
1	Dull, far too long. Almost lost the will to live. Chairs should have been more confident to guide speakers	7/5/2017 11:57 AM
2	Debate was superb and addressed a difficult area	6/28/2017 8:35 AM

Q5 Towards Precision Diagnostics in Urological Pathology - An Integrated Clinical, Morphologic and Molecular Approach

Answered: 32 Skipped: 2

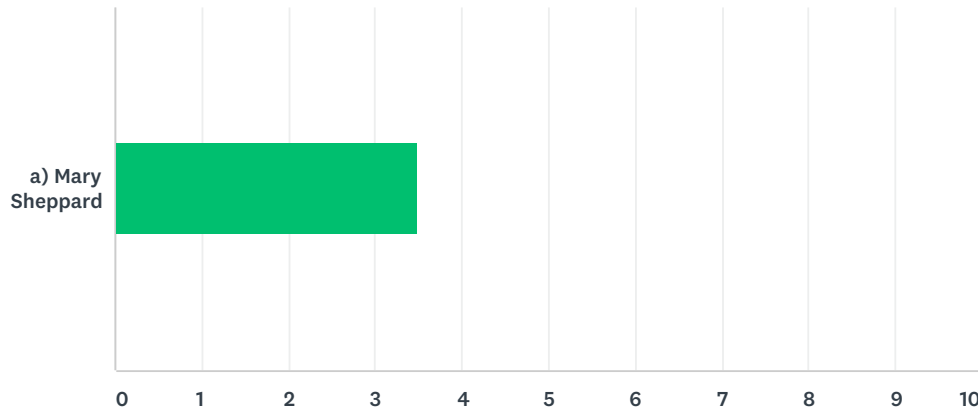


	1 (LOW)	2	3	4	5 (HIGH)	TOTAL	WEIGHTED AVERAGE
a) Prof M Amin	0.00%	0.00%	28.13%	34.38%	37.50%	32	4.09
	0	0	9	11	12		

#	COMMENTS	DATE
1	Ok but again run on too long. Too much emphasis on the past and not enough emphasis on the future!	7/5/2017 11:57 AM
2	Timely topic and amazingly lucid	6/28/2017 8:35 AM

Q1 Approach to the Molecular Cardiac Autopsy

Answered: 2 Skipped: 0

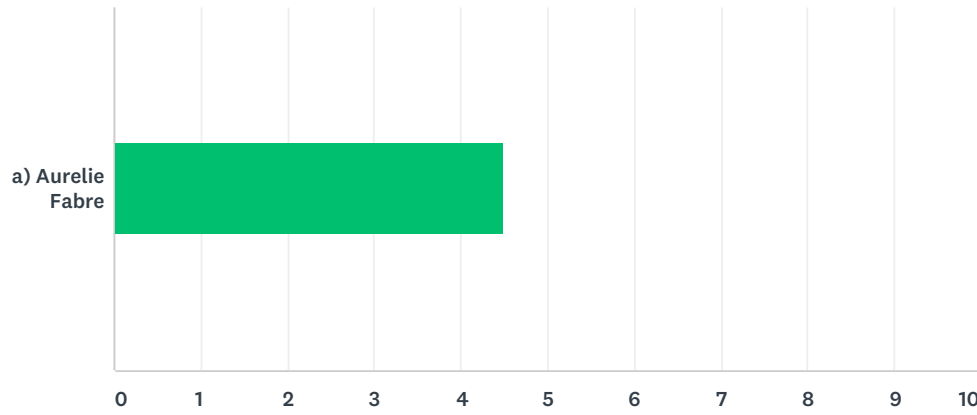


	1 (LOW)	2	3	4	5 (HIGH)	TOTAL	WEIGHTED AVERAGE
a) Mary Sheppard	0.00%	0.00%	50.00%	50.00%	0.00%	2	3.50
	0	0	1	1	0		

#	COMMENTS	DATE
	There are no responses.	

Q2 Sudden Cardiac Death in Ireland

Answered: 2 Skipped: 0

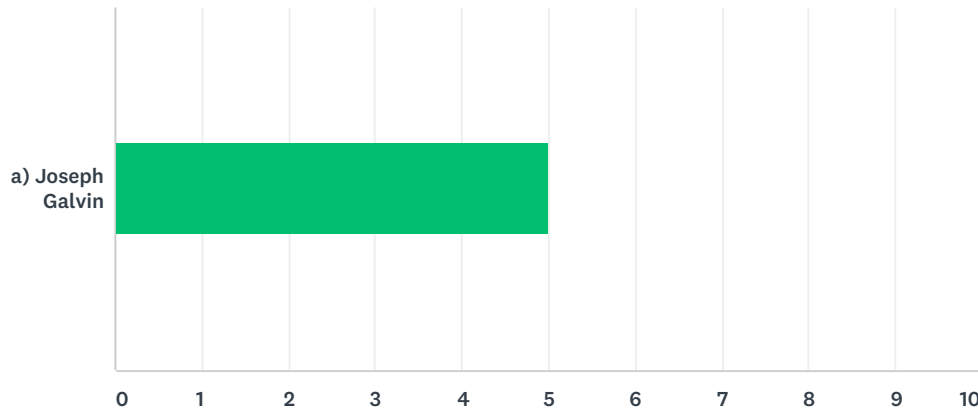


	1 (LOW)	2	3	4	5 (HIGH)	TOTAL	WEIGHTED AVERAGE
a) Aurelie Fabre	0.00%	0.00%	0.00%	50.00%	50.00%		
	0	0	0	1	1	2	4.50

#	COMMENTS	DATE
	There are no responses.	

Q3 Results of Family Screening

Answered: 2 Skipped: 0

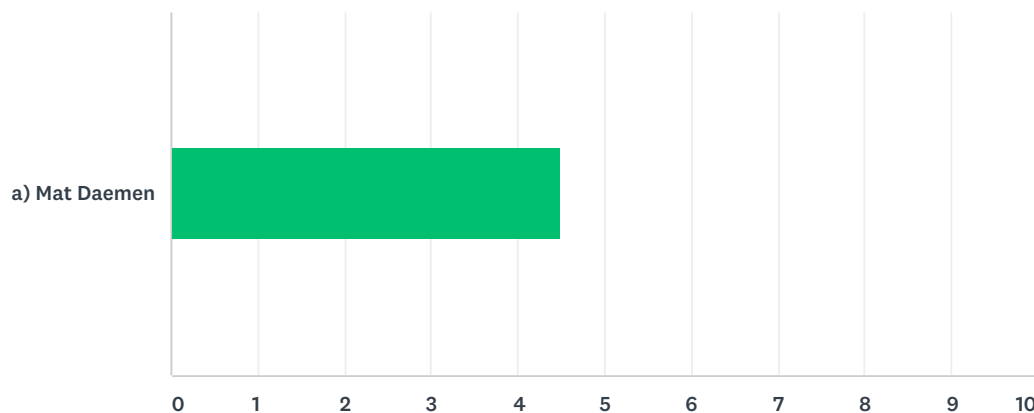


	1 (LOW)	2	3	4	5 (HIGH)	TOTAL	WEIGHTED AVERAGE
a) Joseph Galvin	0.00% 0	0.00% 0	0.00% 0	0.00% 0	100.00% 2	2	5.00

#	COMMENTS	DATE
	There are no responses.	

Q4 Atheroma - It's Evolution and New Therapies

Answered: 2 Skipped: 0

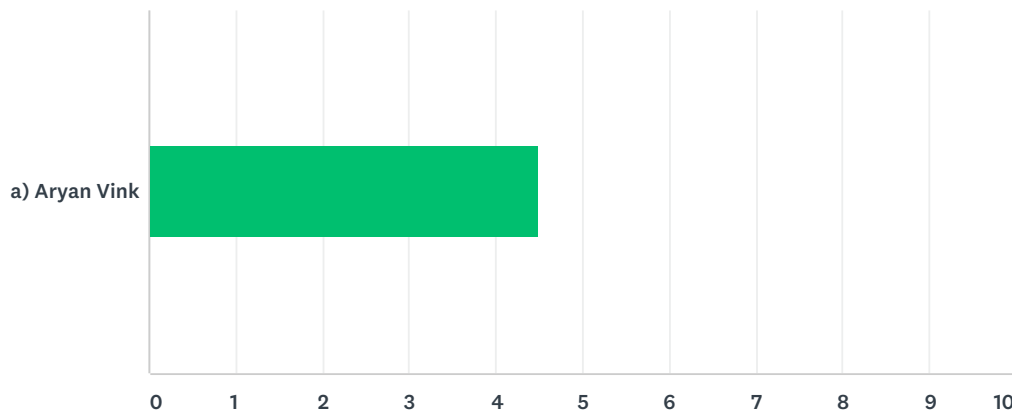


	1 (LOW)	2	3	4	5 (HIGH)	TOTAL	WEIGHTED AVERAGE
a) Mat Daemen	0.00%	0.00%	0.00%	50.00%	50.00%	2	4.50
	0	0	0	1	1		

#	COMMENTS	DATE
	There are no responses.	

Q5 Cardiomyopathies Overview

Answered: 2 Skipped: 0

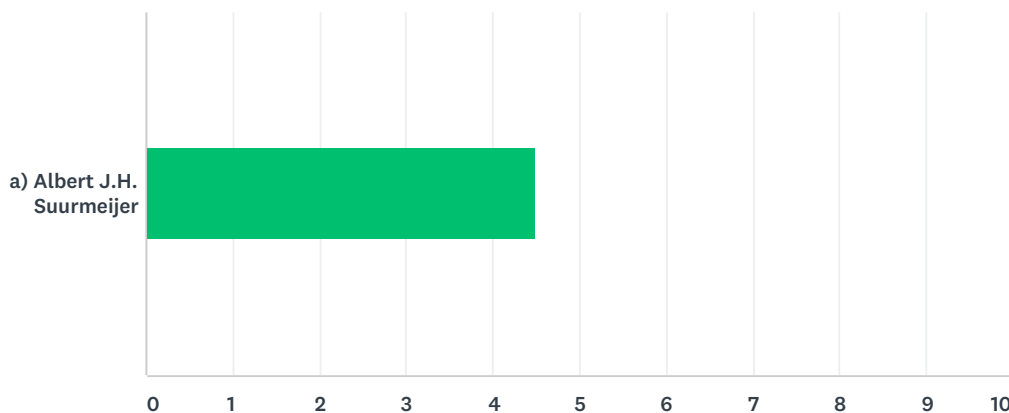


	1 (LOW)	2	3	4	5 (HIGH)	TOTAL	WEIGHTED AVERAGE
a) Aryan Vink	0.00%	0.00%	0.00%	50.00%	50.00%	2	4.50
	0	0	0	1	1		

#	COMMENTS	DATE
	There are no responses.	

Q6 Phospholamban Cardiomyopathy

Answered: 2 Skipped: 0

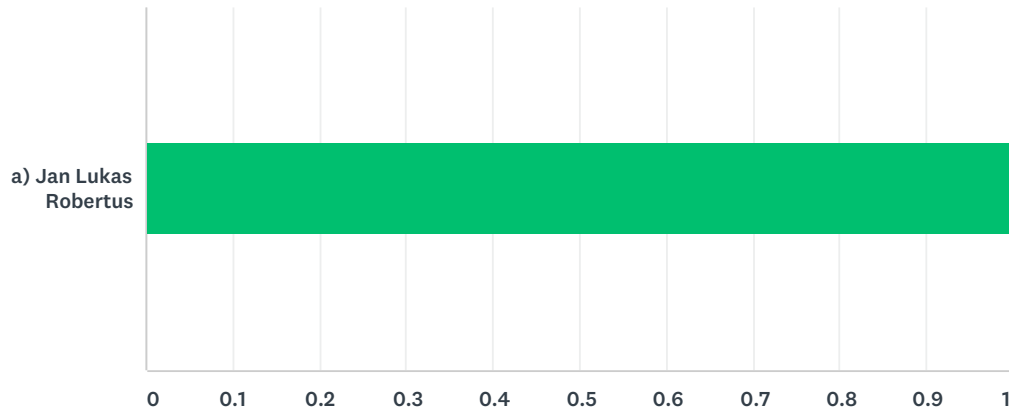


	1 (LOW)	2	3	4	5 (HIGH)	TOTAL	WEIGHTED AVERAGE
a) Albert J.H. Suurmeijer	0.00%	0.00%	0.00%	50.00%	50.00%	2	4.50
	0	0	0	1	1		

#	COMMENTS	DATE
	There are no responses.	

Q7 Valve Disease in the Modern Era

Answered: 1 Skipped: 1

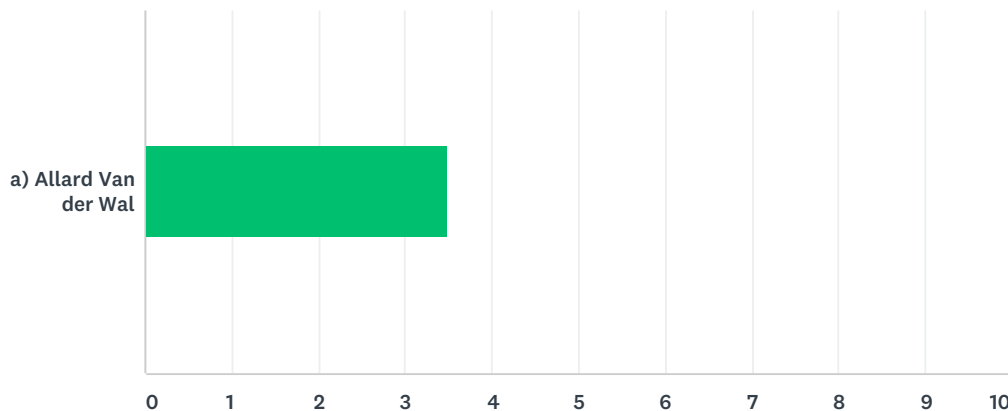


	1 (LOW)	2	3	4	5 (HIGH)	TOTAL	WEIGHTED AVERAGE
a) Jan Lukas Robertus	100.00%	0.00%	0.00%	0.00%	0.00%	1	1.00
	1	0	0	0	0		

#	COMMENTS	DATE
1	Speaker did not appear	6/27/2017 3:23 PM

Q8 Complications of Aortic Valve Replacement

Answered: 2 Skipped: 0

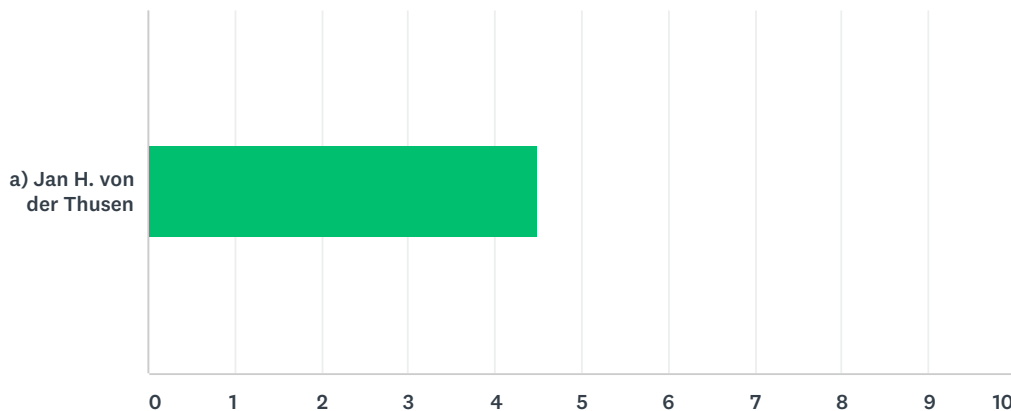


	1 (LOW)	2	3	4	5 (HIGH)	TOTAL	WEIGHTED AVERAGE
a) Allard Van der Wal	0.00%	0.00%	50.00%	50.00%	0.00%	2	3.50
	0	0	1	1	0		

#	COMMENTS	DATE
	There are no responses.	

Q9 Thoracic Aortic Aneurysm and Dissection

Answered: 2 Skipped: 0

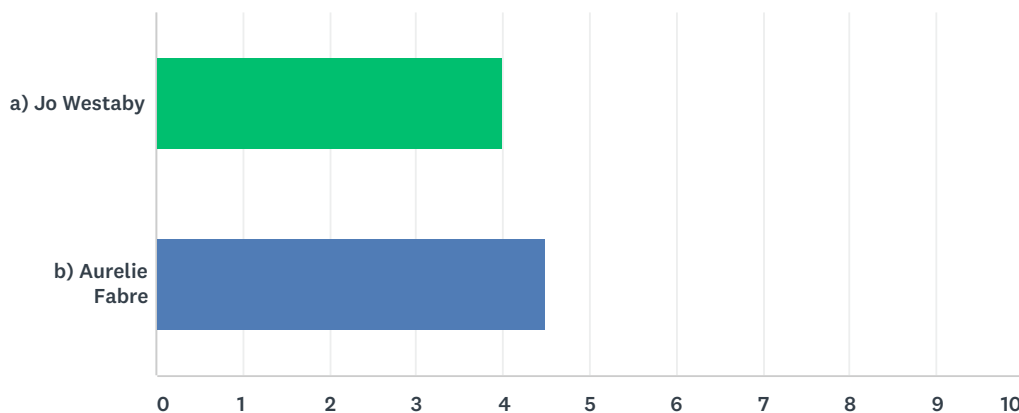


	1 (LOW)	2	3	4	5 (HIGH)	TOTAL	WEIGHTED AVERAGE
a) Jan H. von der Thusen	0.00%	0.00%	0.00%	50.00%	50.00%	2	4.50
	0	0	0	1	1		

#	COMMENTS	DATE
	There are no responses.	

Q10 Interesting Challenging Cases

Answered: 2 Skipped: 0



	1 (LOW)	2	3	4	5 (HIGH)	TOTAL	WEIGHTED AVERAGE
a) Jo Westaby	0.00% 0	0.00% 0	0.00% 0	100.00% 2	0.00% 0	2	4.00
b) Aurelie Fabre	0.00% 0	0.00% 0	0.00% 0	50.00% 1	50.00% 1	2	4.50

#	COMMENTS	DATE
	There are no responses.	